

Residential doorset and
entrance solutions

Multisecure



Multisecure

A BRIGHTER FUTURE




residential doorsets and entrance solutions

contents

Contents

An introduction	P. 03
The Multisecure difference	P.04-05
AV0	P.06-13
Fortcullis	P. 14-17
Yobstopper	P. 18-21
Introducing our other ranges	P.22-23





Multisecure – committed to best value

an introduction

at Multisecure, we believe in giving our customers the very best products and unrivalled service levels

As part of Leaderflush Shapland, the UK's leading performance doorset manufacturer, Multisecure and the other Leaderflush Shapland brands, Fitzpatrick and Longden, enjoy the support of SIG, a successful £3 billion company. As a key supplier to the housing association and public sector markets, Multisecure is uniquely positioned to manufacture and deliver products which meet or exceed your requirements – at the right price and on time.

Multisecure understands the idiosyncrasies of the refurbishment market and its need for highly specialised doorsets with key performance characteristics – fire, acoustic, safety, etc. – which meet the demands of today's housing standards. Our high volume manufacturing facilities give us the flexibility to cope with tight deadlines and complex orders which can include communal doorsets and entrances, residential doorsets and high security solutions.

The Multisecure range includes AV0 entrance doors and doorsets for homes with 'Secured by Design' accreditation, Fortcullis communal entrance doorsets and screens, and Yobstopper high security doorsets. Multisecure products have been developed for all types of refurbishment and new-build housing projects, whether flats or houses.

We are proud of our reputation for innovation and technical expertise within the industry and as a supplier of consistent quality with guaranteed lead times. With the backing of Leaderflush Shapland, a highly successful bespoke manufacturing organisation, and the availability of dedicated project management teams and specialist installers, Multisecure can provide an unmatched specialist service irrespective of your budget or where you are in the UK.



residential doorset and entrance solutions

discover the Multisecure difference

behind every Multisecure door is a dedicated team working together to make the difference

The Multisecure difference to the contractor

Contractors will find the partnership built between themselves and Multisecure will provide unrivalled benefits. Close liaison and project management are services that Multisecure supplies to ensure the smooth completion of all projects.

Procurement

As soon as you contact Multisecure you are in the hands of professionals. Our friendly, efficient sales staff will go out of their way to ensure all parties benefit from the best in customer management. Whether you require specification literature, colour swatches, samples, technical advice or an in-depth site survey we can provide all the support you need.

Installation

To ensure easy and efficient installation we are on hand to provide support and technical expertise to assist the installation contractor of your choice. Depending on the suitability of the project we can offer 'Supply and Fit', which will either compliment the activities of a main contractor or,

depending on the complexity of the project, we are able to work directly with the client. For further information contact Multisecure on 01773 530500.

Project management

Our dedicated project managers are here to make sure everything goes smoothly. Continuous co-ordination between the installer, contractor and in-house services team ensures peace of mind for all involved.

Secured by design – another first for Multisecure

Multisecure is proud to be the first ever timber door manufacturer to be awarded 'Secured by Design' (SBD) accreditation, an important police initiative to encourage crime prevention measures in residential and commercial properties.





committed to the environment

performing to standards

Multisecure operating responsibly, both socially
and environmentally

The Multisecure environmental difference

As part of our commitment to the environment it is our policy to meet all regulatory requirements and exceed them wherever possible. A wide variety of procedures are in place to continually improve our reputation for environmental performance including an ISO 14001 Environmental Management System. None of the timber used in the manufacture of Multisecure doors comes from species prohibited by appendix 1-3 of the Convention and International Trade in Endangered Species (CITES).

For further details of our environmental policy please visit:
www.multisecure.co.uk or email:
environmentmatters@leaderflushshapland.co.uk.





entrance doorsets

introducing AV0

secured by design doorsets combining security, choice
and performance

The AV0 difference

When you choose AV0, you chose quality, flexibility, and security. Our wide range of styles plus the choice of either a stained, painted or primed finish allows you to customise the door or doorset to suit its surroundings. Different hardwood frame options are available which allow the frame and the door to be tailored to your exact requirements.

Our AV0 range is factory fitted with a Multilock option. Simply contact us on 01773 530500 for further information. We'll be happy to help.

Why choose AV0

The external door choice for any home.

The passion we put into everything we do at Multisecure is typified by our AV0 range of doors. The entrance to any home speaks volumes about the property. With AV0, you can rest assured that we can provide entrance doors and doorsets to reflect your exact requirements.

- 'Secured by Design' accredited PAS: 23-1 and PAS: 24-1
- 30 minute fire or fire and smoke resistance (FD30/FD30S)
- Wide range of standard, or bespoke designs
- Choice of frame material
- Multiple glazing options
- Dedicated project management teams
- Supports 'Decent Homes' initiative





understanding Government initiatives

the Multisecure difference to the specifier

at Multisecure we are aware of the many issues specifiers face within the Social Housing market

With the Government's Decent Homes initiative well underway, regeneration is key and at Multisecure we are keen to keep pace. Our AV0 range provides not only a cost effective, long-term solution in refurbishment projects but also gives outstanding performance criteria offering 30 minute fire resistance and 'Secured by Design' accreditation.

Housing Associations, Local Authorities, Arms Length Management Organisations and Registered Social Landlords all require best value from the products they specify. Specifying Multisecure supports this.






AV0 performance

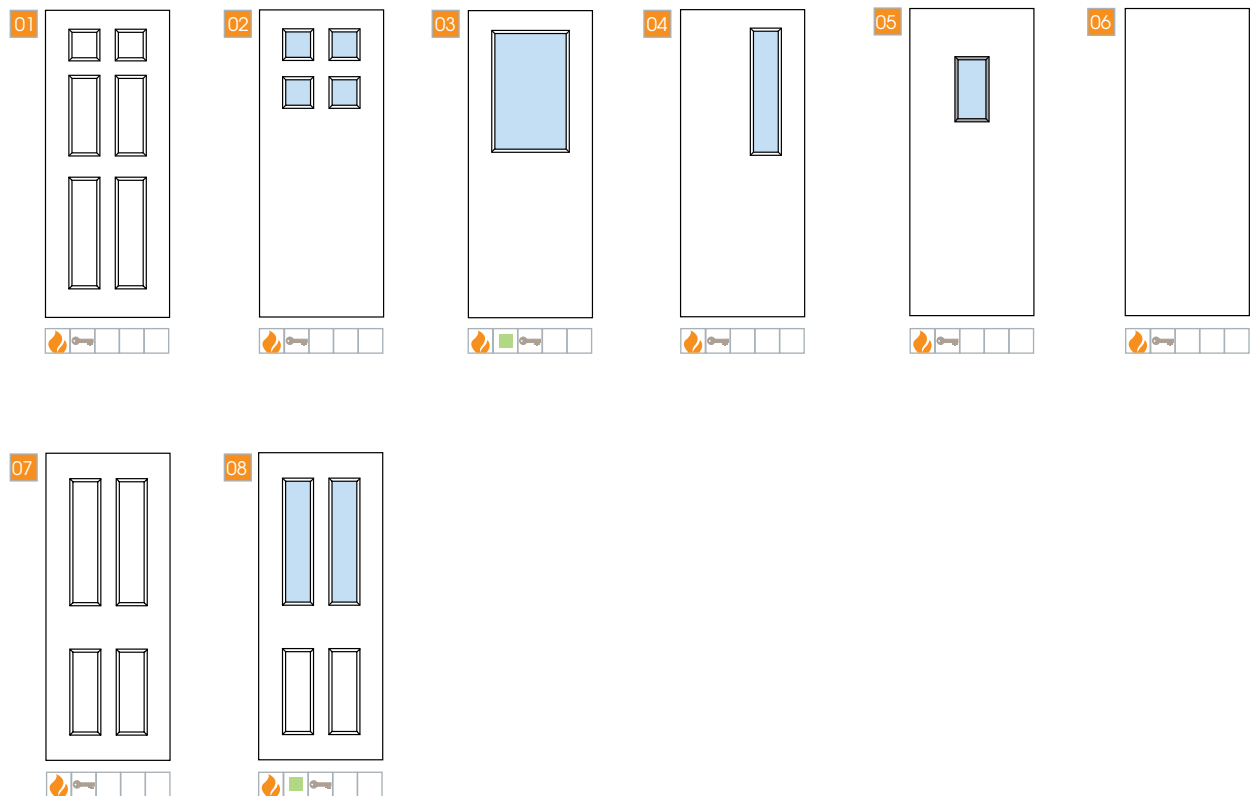
A choice of styles

The following door styles are available within the Multisecure AV0 range. They can be specified with combinations of glazing and panel mouldings as shown. All styles below comply with 'Secured by Design' accreditation unless stated otherwise.

key to symbols

-  30 minute fire resistance (FD30)
-  Suitable for leaded and coloured glazing
-  SBD

i The diagrams are indicative only.



i As an alternative to internal glazing bars, styles 7 and 8 are available in all other glazing types as shown on p10.

Sizes

Door leaves can be manufactured to any size up to a maximum width of 926mm. The max overall frame dimension where doorsets include a fanlight is 2452mm high. Contact our Technical Services department for sizes that can be certified for fire performance, 'Secured by Design' accreditation and Part M of the Building Regulations.

Thermal insulation

AV0 doorsets have a U-value of between 1.70 W/m² K and 1.90 W/m² K, depending on the leaf thickness.

Fire resistance

Non-rated and 30 minute (FD30) fire resistance is available (with smoke seals where specified), as indicated above. Please contact us to discuss your requirement on 01773 530500 or email enquiries@multisecure.co.uk.

Accessibility

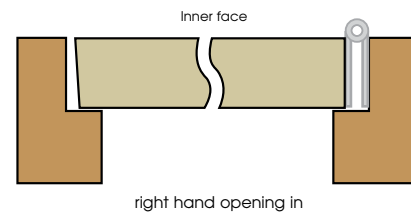
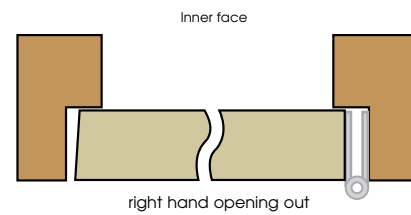
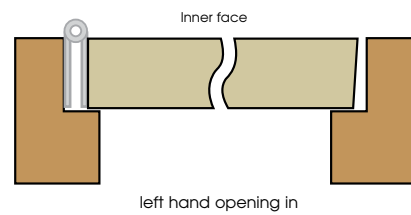
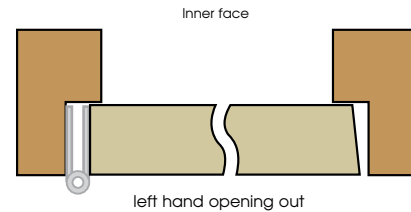
AV0 doors and doorsets are available sized for disabled access. For door sizing visit www.multisecure.co.uk and try our 'open widths' calculator. Alternatively contact us directly on 01773 530500.

i See page 13 for door leaf finishes/colours.

Door action options

For 'Secured By Design' compliancy select single action, single leaf door opening inwards only.

Hand refers to where the hinges are placed.



AVO options

Glazing

As you would expect from Multisecure, when it comes to quality glazing, AVO boasts a wide range of options to choose from. Leaded and coloured glazing, double glazing and fire rated glazing; the choice is yours.

Glazing – fire ratings and secured by design

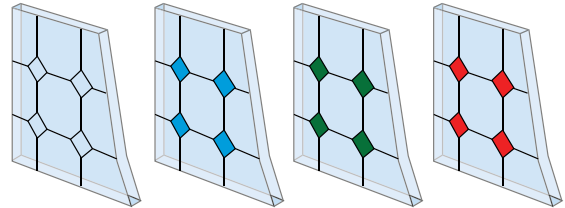
If you require glazing refer to the table below for options available.

	no aperture	clear or obscured	leaded and coloured	double glaze*
Non-rated	●	●	●	●
FD30	●	●		
SBD	●	●	●	●

* Alteration from single laminated glazing may affect SBD certification please contact our technical department to discuss your requirements.

Leaded and coloured glazing

A leaded light diamond pattern can be applied to single or double glazed areas in non-fire rated doors of those styles indicated on pages 8 and 9. The main glazing can be either clear or obscured with clear, blue, green or red diamonds as shown below.

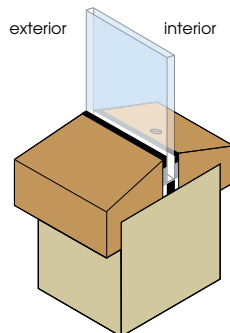


Double glazing

Non-fire rated 'Secured by Design' double glazing units are available with either plain or leaded and coloured glazing. The bead profile shown below is fitted as standard to all double glazing units.

All door styles shown on pages 8 and 9 can be fitted with double glazing.

Glazing bead for door without mouldings



The glazing bead is pinned on the external face and screwed on the internal face. The glazing bead profile is determined by the door style chosen.

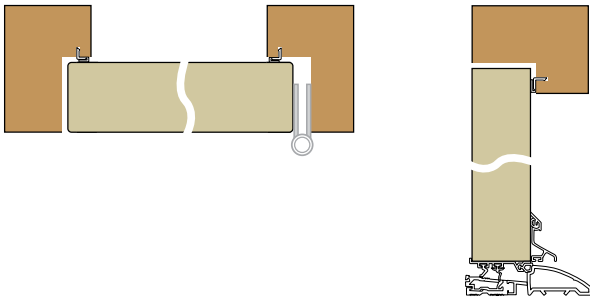
Frames

AV0 door frames are available in a range of options depending on your requirements. Standard framing material can be manufactured as screens, incorporating fanlights and side lights to the client's design, however please contact our technical department to discuss.

Fire rating and frames


Frames will be supplied in hardwood as standard for non-rated and 30 minute situations to the profiles shown below:

Horizontal and vertical frame sections –
'Secured by Design'.



Fanlights

Fanlights can be 'Secured By Design' accredited and either non-fire rated or FD30 and are subject to limitation in size.



Fanlight

i See page 13 for hardwood/softwood frame finishes/colours.

Thresholds

Thresholds are available as either hardwood or low profile aluminium where Part M/BS 8300 compliance is required.

Weatherboards

Hardwood weatherboards are available.

Architraves

Architraves are available for both internal and external use.

Intumescent

Intumescent seals are automatically fitted to fire rated doorsets, including smoke seals where specified.

AV0 options

Accessories

AV0 offers a wide range of hardwearing and durable accessories that add to the aesthetic appearance of our doors and doorsets.

Below are the AV0 options you can choose from:

- Door handles – internal/external
- Euro profile cylinder with 3 keys: key way both sides or key external and thumb-turn internally
- Door knocker
- Door numbers
- Door viewer
- Letter plate
- Security cowl for letter plate
- Security door chain
- Surface mounted door closer
- Hinges
- Hinge bolts

Note: options are subject to fire rating

Most door furniture is available in a choice of either brass or chrome or satin anodised aluminium.

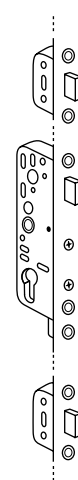


chrome accessories

Multipoint Lock

The Multipoint Lock is a domestic security lock fitted in the edge of the door. A one-piece connecting rod operates top and bottom compression bolts to pull the door on to its seal, acting in tandem with a high tensile brass centre deadbolt. Face plate finish is available in brass or chrome.

Multipoint Lock



AV0 door and frame finishes

One of the benefits of choosing Multisecure AV0 is the extensive range of door and frame finishes you can choose from. We offer either opaque or translucent factory applied finishes in any RAL colour. Below we illustrate the most popular choices:

Opaque factory applied finishes



Bright White
RAL 9010



Ivory Peach
RAL 1015



Sunset Yellow
RAL 1003



Cappuccino Beige
RAL 1011



Victorian Red
RAL 3016



Empire Blue
RAL 5014



Teal Blue
RAL 5007



Midnight Blue
RAL 5013



Orchard Green
RAL 6011



Leaf Green
RAL 6017



Racing Green
RAL 6005



Soft Grey
RAL 7040



Slate Grey
RAL 7043



Walnut Brown
RAL 8024



Chocolate Brown
RAL 8014



Ebony Black
RAL 9011

i Factory primed for painting on site is also an option.

Translucent factory applied finishes



Pine



Teak



Light Oak



Dark Oak



Mahogany



Ebony



Rosewood



Walnut

i Representation of the colours is limited by the print process.



communal entrance doors and screens for any access control system

introducing Fortcullis

Fortcullis is a specially engineered security product for communal entrance doors and screens

The Fortcullis difference

The composite timber construction of the Fortcullis eliminates the need to install mortice and tenon joints. The result is much greater strength which is further enhanced by raised muntins applied to both sides of glazing cut-outs. What's more, all Fortcullis doorsets feature a continuous hinge and gap guards and are able to accommodate electric strike and maglocks. Additional options include matching screens, fanlights and fixed panels.

Accessibility

Fortcullis doors and doorsets are available sized for disabled access. For door sizing visit www.multisecure.co.uk and try our 'open widths' calculator. Alternatively contact us directly on 01773 530500.





the perfect solution to communal entrances

the versatility of Fortcullis

the wide choice of options available allows Fortcullis to be tailored to individual requirements

Why choose Fortcullis

Fortcullis doorsets provide the perfect solution to communal entrance requirements allowing the flow of natural light without compromising security.

- New build, refurbishment or replacement
- Continuous hinge option
- Gap guards
- Matching screens
- Glazed side panels and fanlights
- Preparation for any access control system
- Dedicated project management teams



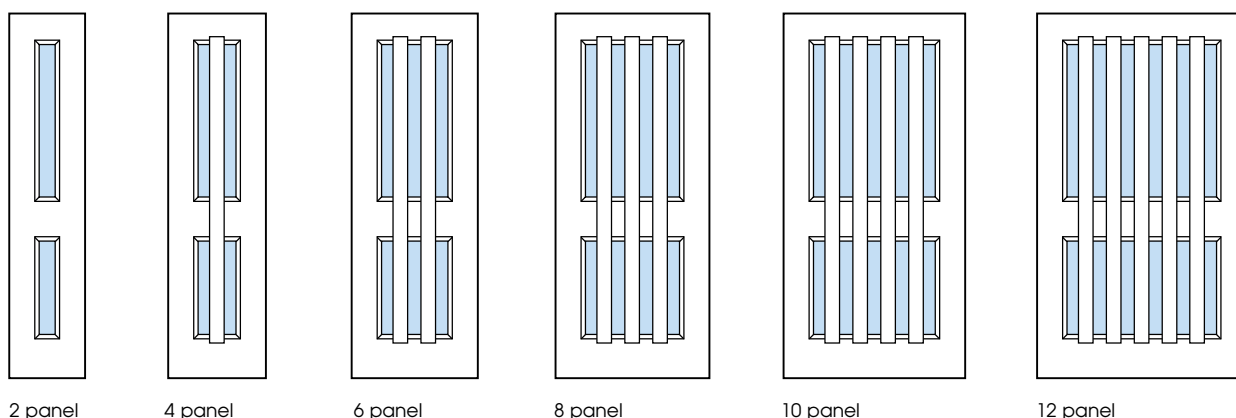
Fortcullis performance and options

A wide range of styles and sizes

One of the many benefits of the high security Fortcullis is its versatility to suit any communal entrance application.

Styles

The typical door leaf includes the 6 panel glazing arrangement shown below, although other designs can be accommodated. Laminated glass is 11.5mm thick and is supplied as standard. Infills for doors and screens are available in the following styles:



Sizes

Doors, doorsets and screens can be manufactured to specific sizes within the following width and height ranges which vary according to ironmongery selected.

Door leaf	Thickness	Width range	Height range
Primary	45mm	750-1220mm	1828-2130mm
Secondary	45mm	385-1220mm	
Screen	45mm	489-4000mm	800-4100mm

Locks

A pair of Securitron Maglocks will be factory fitted as standard. Alternatively a mortice lock, Mul-T-Lock or an Assa Modular mortice may be fitted.

Accessories

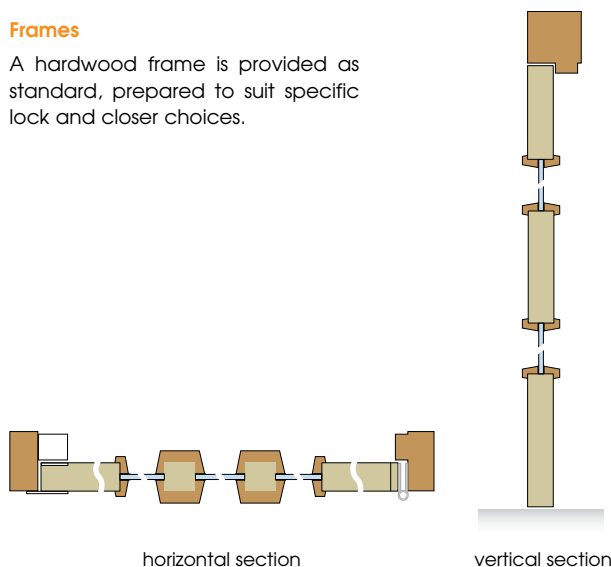
The Fortcullis range is fitted with 12mm stainless steel hinges and gap guards as standard. Continuous hinges are available.

Below are the Fortcullis options you can choose from:

- 200mm high stainless steel kick plates to one or both faces
- Surface mounted bolts to top and bottom of the secondary leaf in paired configurations
- Concealed door closer
- Surface mounted door closer
- 225mm x 25mm diameter stainless steel pull handle through-fixed to one face
- 300mm high stainless steel push plate concealing handle fixing

Frames

A hardwood frame is provided as standard, prepared to suit specific lock and closer choices.




Fortcullis door and frame finishes

One of the benefits of choosing Multisecure Fortcullis is the extensive range of door and frame finishes you can choose from. We offer either opaque or translucent factory applied finishes in any RAL colour. Below we illustrate the most popular choices:

Opaque factory applied finishes

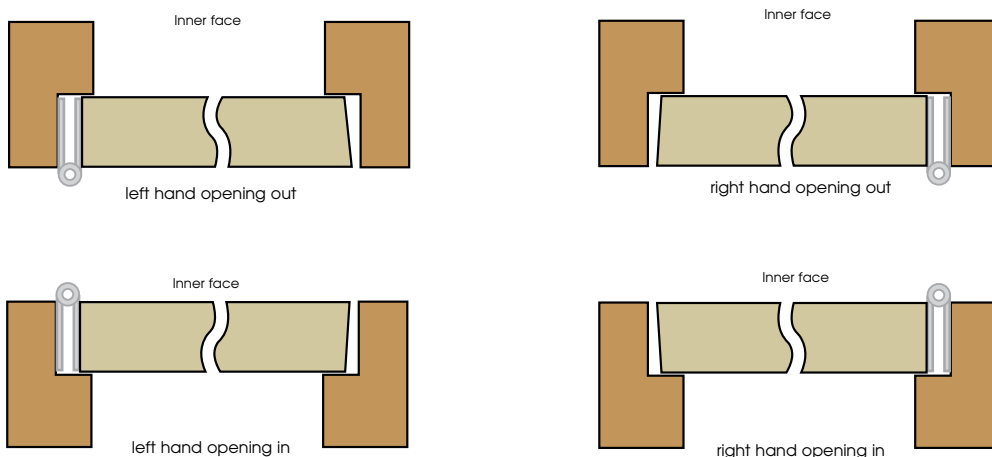


Translucent factory applied finishes



Door action options

The configurations available for Fortcullis include single leaf, double leaf (equal or unequal pairs) and screens. Doors are single action only with a choice of the following opening actions.





the ultimate high security anti-vandal doors and doorsets for any application

introducing Yobstopper

when choosing Yobstopper, you choose strength and safety
without compromise

The Yobstopper difference

The Yobstopper range with its steel bindings, steel hinges and angle gap guards makes this a door not to contend with. The Yobstopper is suited to environments where security is paramount. The steel box section frame, plus the choice of either embedded steel mesh, exposed steel, or anti-graffiti properties ensures this door really is the only choice for those areas that need specialised security. Whilst supporting an abundance of deterrent features, you are still spoilt for choice when it comes to finishes, facings and accessories. Simply contact us for further details on 01773 530500. We'll be happy to help.





Why choose Yobstopper

Bringing together all our experience, expertise and ability to develop engineered doors and doorsets, you can be guaranteed that Multisecure's Yobstopper range keeps anything imaginable behind safe doors.

- Dedicated project management teams
- Network of trained installers
- Bespoke manufacturing
- Facing options
- Steel channel bindings
- Continuous steel hinges
- Gap guards
- Preparation for any access control system
- Glazing options
- Anti-graffiti properties
- Multiple lock options
- Air transfer grilles

Accessibility

Yobstopper doors and doorsets are available sized for disabled access. For door sizing visit: www.multisecure.co.uk and try our 'open widths' calculator. Alternatively contact us directly on: 01773 530500.



Yobstopper performance and options

Styles

Yobstopper doors are bespoke and can be tailored to your specific needs. Door leaves are generally flush and can be accompanied by screens, flush glazing and solid infill panels.

Sizes

Doors and doorsets can be manufactured to specific sizes within the following width and height ranges.

Door leaf	Thickness	Width range	Height range
Primary	45mm	750-1220mm	1828-2130mm
Secondary	45mm	300-1220mm	

Glazing

Special designs incorporating glazing are available. All glazing supplied is 11.5mm thick laminated glass. Stainless steel glazing bead is fitted as standard.

Frames

A steel frame is provided without a threshold as standard, prepared to suit specific lock and closer choices. A choice of finishes including brushed and polished stainless steel or powder coated are available.

Locks

Locks provided as standard with Yobstopper are Mul-T-Lock 235 sashlock, Mul-T-Lock 240 deadlock or Assa Modular. However, maglocks can be factory fitted on request or cut-outs made for other lock arrangements such as electric strike.

Accessories

The yobstopper range is fitted with 12mm stainless steel, continuous hinges and gap guards as standard.

Optional accessories

The following options can be provided:

- Stainless steel door handles
- Concealed door closer
- Surface mounted door closer
- Push plates
- 200mm high stainless steel kick plates to one or both faces
- 225mm x 25mm diameter stainless steel pull handle through fixed to one face

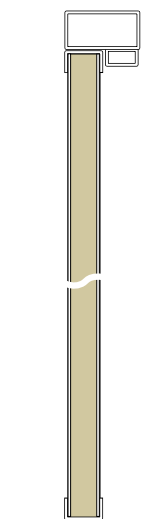
We can prepare the doors to incorporate any access control system.

Contact us and we will be happy to discuss your requirements.

Yobstopper frame section



horizontal section



vertical section

Facing materials

The following three facing options are available, each in a choice of the colours shown below.

Yobstopper Original – a through-coloured Glass Reinforced Plastic (GRP) face strengthened with embedded steel weld-mesh. The embedded mesh provides a visual deterrent and is extremely resistant to physical attack. The door leaf thickness is 51mm and provides the highest level of performance.

Yobstopper Anti-Graffiti – a highly textured, through-coloured decorative GRP face which is extremely resistant to marking and requires minimal maintenance.

Yobstopper Steel – a powder coated steel face available in a range of colours or in stainless steel, either brushed or polished. The exposed steel provides a visual deterrent.

Yobstopper door and frame finishes

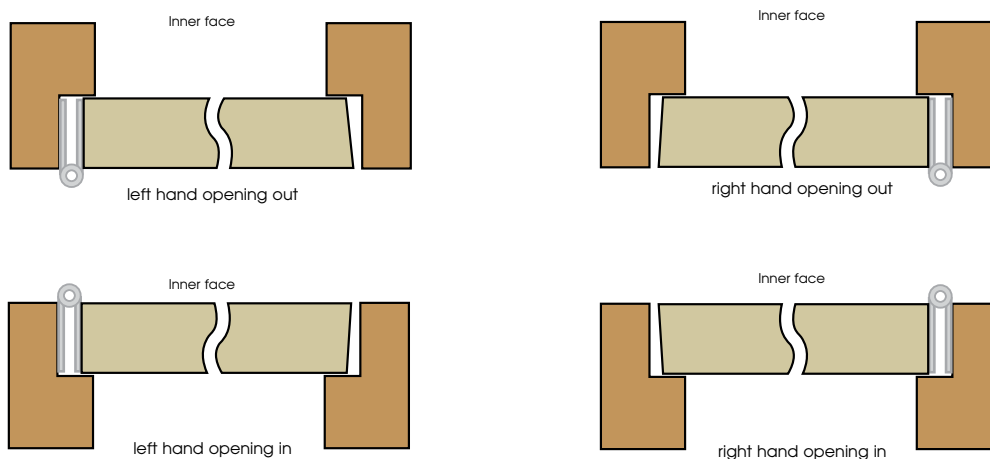
We offer opaque factory applied finishes for Yobstoppers in any RAL colour. Below we illustrate the most popular choices:

Opaque finishes



Door action options

The configurations available for Yobstopper include single leaf and double leaf (equal or unequal pairs). Doors are single action only with a choice of the following opening actions.





performance doorsets, meeting all performance criteria – across all sectors

introducing our product portfolio

an extensive portfolio of products that enables us to satisfy all
your doorset needs

Stability

As a brand within Leaderflush Shapland, Multisecure provides unequalled strength and stability in the marketplace, whilst still allowing Multisecure's individuality to grow and prosper.

Multisecure combines long experience and a tradition of craftsmanship with the most efficient production techniques to ensure that even the largest, fast-track projects can be handled effectively.

Substantial investment into manufacturing technology, product development and customer relationship programmes ensure that all our customers receive the highest possible levels of service and product from manufacture through to installation.

Innovation

Continuing product development and an exhaustive performance testing programme enable us to offer a wide scope of certified doorsets. In addition to regular performance testing by UKAS accredited independent bodies our in-house test facility allows continuous product development

and quality assurance checks. Our test facilities include a furnace for full size doorsets, cyclic testing rigs, as well as equipment for assessing mechanical properties and security performance. But this innovative approach is also applied to customer service and procurement initiatives to meet the challenges of today's construction industry.



Leaderflush Shapland has unrivalled expertise in flush performance doorsets combined with a reputation for quality and innovation. Performance characteristics include fire resistance, acoustic, radiation shielding, high security and bomb blast making the range the most comprehensive in the marketplace. The brand has great flexibility providing bespoke solutions for any application from major PFI projects to small commercial developments.

www.leaderflushshapland.co.uk



Fitzpatrick offer a full bespoke design service for the manufacture of quality metal doors, doorsets and frames. Fitzpatrick product range incorporates fire rated, insulated, acoustic and security products in both steel and stainless steel.

www.fitzpatrickmetaldors.co.uk




A diverse range of doorset applications specifically tailored for: student accommodation, key worker & social housing, care homes, hotels, city living accommodation and modular build.

www.urbanedgedoorsets.co.uk



The Longden bespoke range of panelled doors and doorsets uses solid timber traditional construction methods combined with innovative techniques unique to the range to meet modern performance standards. Both raised and fielded panel and flat panel designs are available whilst boarded doors or glazed doors and screens can also be accommodated. Other products such as panelling for soffits and reveals or skirtings and dados can be manufactured. Longden has unrivalled experience in conservation and restoration, as well as manufacturing for new projects in either traditional and contemporary styles. Longden solid timber doorsets offer the ultimate in quality for luxury homes.

www.longdendoors.co.uk



www.multisecure.co.uk

Head Office
Milnhay Road
Langley Mill
Nottingham
NG16 4AZ

☎ 01773 530500
☎ 01773 530040
✉ enquiries@leaderflushshapland.co.uk
🌐 www.leaderflushshapland.co.uk
Leaderflush+Shapland Ltd. Registered in England No. 1223374



Multisecure

A brighter future



FM 01354

Leaderflush+Shapland Ltd reserve the right to change any product specification, design or description without prior notice. No responsibility or liability can be accepted for any loss or damage arising from any error or omission contained in this leaflet.