

ALUK®

# A true modern classic

Heritage Window  
& Door Collection





## Introducing our new Heritage entrance door

Our new, fully aluminium Heritage entrance door is a modern take on a design classic that dates back to the early 20th century Art Deco and Modernist architectural movements.

The industrial style of the slim frame is perfectly suited to aluminium, which, unlike its steel predecessor, is highly durable, energy-efficient and fully recyclable. And, with several configuration options, including fan and side lights, you can create a seamless heritage aesthetic across a wide range of door opening sizes and uses, from single doors to French doors with multiple fan lights.

The Heritage door has been crafted to match the 58BW HI window range. Its shared profiles, beads, and ancillaries offer new fabricators a full heritage range of windows and doors with less stock-holding and simple fabrication. Existing fabricators who are already making our 58BW range can start producing the Heritage door with the ease and speed they're familiar with.

For homeowners, the slim steel-look form doesn't sacrifice function. Slim sightlines of just 51.7mm combine the striking geometric design with maximum light transmission, elegantly framing outside space. All complemented by market-leading U-Values of 1.4 w/m<sup>2</sup>K making it fully compliant with Part L Building Regulations for refurbishment projects.



## System overview

### Market-leading strength

Cleat pockets either side of the thermal break create a stronger system.

### Easy integration for existing fabricators

45 degree mitre and crimped sash with new V-block and jaws, supplied by AluK, allow fabricators to create strong corners utilising their existing crimper.

### Dedicated transom

Dedicated matching slim door and fixed light transom allows you to seamlessly match the horizontal lines of the door with screen work on either side, so no need for dummy sash or astragal bars.

### Fast lead times

Available in 5 days lead time for matt black 9005m; 15 day lead time for non-stock single colour; and 20 days for non-stock dual colour.

## Heritage hardware

A range of hardware and handles is also available in matching colours to suit each home:



**Matt Black**



**Antique Bronze**



**Heritage Black**



**Heritage Pewter**

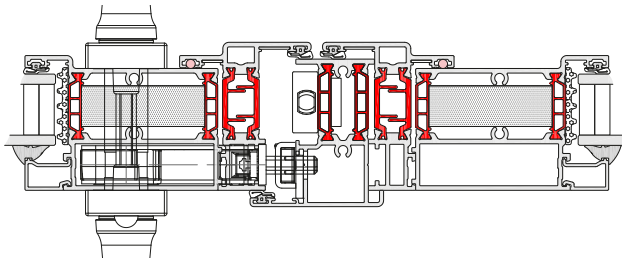


# Heritage Door Details

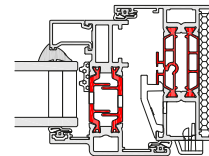
PERFORMANCE AND ACCREDITATIONS	SINGLE OPEN OUT	DOUBLE OPEN IN
U-value (Double glazing 1.0 CP Unit)	1.4 W/m²K	1.4 W/m²K
Air Permeability	600 Pa (Class 4)*	600 Pa (Class 4)*
Water Tightness	750 (Class E750)*	200 Pa (Class 5A)*
Wind Resistance	TBC	TBC
<b>SYSTEM</b>		
Depth	58-70 mm	58-70 mm
<b>SIZE AND WEIGHT LIMITS</b>		
Max Door Size (WxH)	1000mm x 2300mm	2000mm x 2300mm
Min Door Size (WxH)	600mm x 1800mm	1200mm x 1800mm
Max Vent Weight	65kg per sash	65kg per sash
<b>GLAZING</b>		
Glazing Thickness	24 - 28 mm	24 - 28 mm
Glazing Options	Double Glazed	Double Glazed
<b>SYSTEM FEATURES</b>		
Dual Colour Option	✓	✓
Multi-Point Locking	✓	✓
Barrell Hinges	✓	✓
Thermally Broken	Low Lambda PA	Low Lambda PA



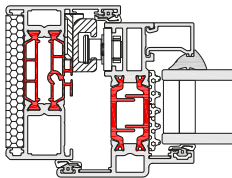
► 58BWST HI DOUBLE DOOR MEETING STILE



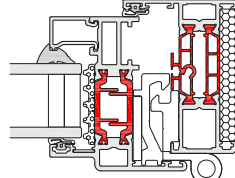
► 58BWST HI OPEN OUT CILL



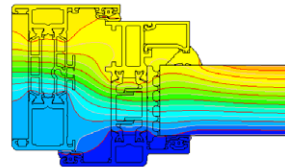
► 58BWST HI OPEN OUT LOCK JAMB



► 58BWST HI OPEN OUT HINGE JAMB



► 58BWST HI THERMAL PROFILE



SINGLE DOOR  
OPEN IN & OPEN OUT



SINGLE / DOUBLE DOOR  
+ SIDE LIGHTS



DOUBLE DOOR  
OPEN IN & OPEN OUT



SINGLE / DOUBLE DOOR  
+ FAN LIGHTS



## Fully Suited Heritage Window and Door System

The design appeal of the classic steel-look window and door is more popular than ever, especially with more practical and durable alternatives in aluminium.

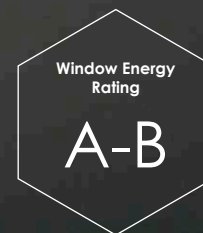
AluK's Heritage Window & Door system makes it easy for fabricators and installers to tap into the lucrative heritage market. You can now offer single and double doors, with fan and side lights to create a fully glazed wall and sell that solution alongside our Heritage windows for the rest of the property.

Our Heritage door and window are both manufactured in AluK's tested, tried and trusted 58BW system, with shared profiles, beads and ancillaries for reduced stock-holding. Fabrication methods are standard and there is minimal additional stockholding.

For whole house installations, the new Heritage Door suites perfectly with the 58BW ST Heritage window which has sightlines of just 43mm in a fixed light and 66mm frame to vent.







\*Refers to PART L Compliant variant

## Introducing the Heritage Window 58BW ST (Steel Replacement)

The slimmest of sightlines in a traditional steel-look aesthetic makes the 58BW ST Heritage window the perfect modern alternative. With sightlines of just 43mm, there are four traditional sash profile styles to achieve both period-correct heritage styles or a more modern industrial aesthetic.

### Aesthetics

We offer a wide range of internal and external aesthetic styles. Stepped Edge, Square and Putty Line options can really make any project look modern or traditional.

### Glazing options

Every project is different, which is why our systems allow for both internal and external glazing options. We also offer glazing add-ons to suit heritage style applications such as Georgian bars.

### Exceptional Performance

Thermally improved to meet new building regulations our Heritage system is an A-rated window and achieves an impressive A-B Window Energy Rating (WER). With low U-Values of 1.4 W/m²K for double glazing and 1.1 W/m²K\* for triple glazing, it can improve the overall energy performance of your home.

### Safe and Secure

You can rest assured that our Heritage system will help keep your home safe. Fully accredited by the Secured by Design scheme, and certified by PAS 24, the industry safety standard, it provides superior security.





## Meet the collection

While the differences may seem subtle, choosing the right style of sash and frame for your property can hugely impact its overall appearance, making your home look authentically heritage, traditional, or modern, depending on your choice of sash and frame.



### **Stepped Edge**

The 'stepped edge' heritage aluminium sash has been designed to replace heritage steel frames in both industrial and residential properties built from the turn of the century to the 1960s.



### **Putty Line**

The authentic heritage 'putty line' sash features a classic 45 degree chamfer, designed to replicate the visual appearance of traditional period steel windows.



### **Square**

The beautiful simplicity of the square sash makes it a popular window choice for homes with stone or timber mullions, capturing the mid-17th Century style of wrought-iron windows.

# Heritage Window Details

## PERFORMANCE AND ACCREDITATIONS

	58BW ST HI
U-Value (Double Glazing) (Ug: 1.0 W/m²K)	1.4 W/m²K
U-Value (Triple Glazing) (Ug: 0.7 W/m²K)	1.1 W/m²K
Window Energy Rating (WER)	A - B
BRE Green Guide Rating	A rated
Air Permeability	Class 4 (600 Pa)
Water Tightness	Class E1500 (1500 Pa)
Wind Resistance	Class E2400 (2400 Pa)
Acoustic Performance	43 (-1;-5)
Security	PAS 24 & SBD
3rd Party Certification Q-Mark	✓

## SYSTEM

Depth	58mm & 70mm
-------	-------------

## CONFIGURATIONS

Opening	Open-Out
Top Hung	✓
Side Hung	✓
Fixed Light	✓
Multi Light	✓

## SIZE AND WEIGHT LIMITS

### Top Hung

Max Size (mm)	1436w x 1336h
Min. Size	386w x 336h
Max Weight	40kg

### Side Hung

Max Size (mm)	736w x 1436h
Min. Size	336w x 386h
Max Weight	24kg

### Fixed Light

Max Size (mm)	-
Min. Size	-
Max Weight	200kg

## GLAZING

Glazing Options	Internal & External
Glazing Thickness	24mm-36mm

## SYSTEM FEATURES

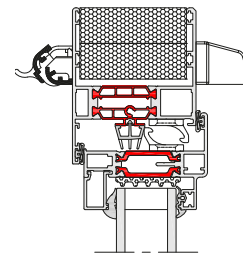
Multi-Point Locking	✓
Sightline (Frame To vent)	66mm
Sightline (Vent To Mullion)	81mm
Sightline (Fixed Light)	43mm

## AESTHETICS

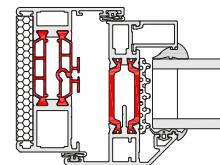
Putty Line	✓
Stepped Edge	✓
Square	✓
Exterior Glazed Chamfer	✓



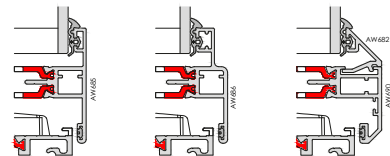
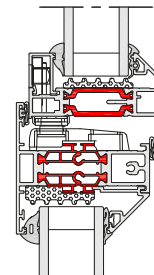
### ► 58BW ST HI HEAD



### ► 58BW ST HI JAMB



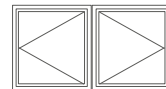
### ► 58BW ST HI MULLION /TRANSOM



Top Hung



French Casement



Side Hung



Fixed Light

