



neaco

neaco **bathing** range



The bathroom experts

neaco have decades of experience in the design and manufacture of beautiful bathrooms for all levels of mobility. Serving every budget and taste, our diverse range combines aesthetic style with usability. From market-leading true-level-access showers to shower seats and grab rails in contemporary or classic colours, the neaco bathing range provides universal use and universal appeal.

Lasting quality - guaranteed

All neaco products are designed, manufactured and supplied from our Yorkshire factory to enable complete quality control at every stage. What's more, all neaco products are offered with a Lifetime Guarantee to ensure that you can enjoy them for many years.





Contents


Showering systems pages 7-10

Shower enclosures pages 11-14

Support systems pages 15-22

Technical information pages 23-28

Specification guide pages 29-34








showering systems

Neatdek 3 true-level-access shower grilles

Neatdek 3 is the only system on the market that provides level-access in its truest sense - no ridges and no gradients, just a completely level showering area with a smooth surface transition which makes it feel like the rest of the bathroom floor. Unlike wet room showers, it keeps the rest of the bathroom dry. The system can be installed with the option of our Neatseal PVC insert (see page 27) for a completely watertight joint which is much more durable than silicon seals.



Neatdek 3 is ideal in conjunction with our Aluseal shower enclosures.



Suitable in both solid and timber floors.









Neatdek 3 does not require a sloped surface to assist drainage - the grille is totally gradient-free.



With a grille that lies flush to the floor and a tray underneath, Neatdek 3 provides the ultimate in true-level-access.

Neatdek 3 installation positions

Left hand corner  Right hand corner  Three wall enclosure  One side  Oasis 



Neatdek 3 provides efficient drainage (up to 25 litres per minute) which can accommodate modern power showers.



Grilles are divided into lightweight sections which are easily removable with hook (provided) and easy to clean.



Wide choice of colours and sizes (square or bath replacement).



The grille provides a 74% contact area yet accommodates high-output showers.





shower enclosures

Aluseal half-height shower enclosures

When you need a shower enclosure with style and performance that will stand the test of time, Aluseal is the outstanding choice. Robust and attractive panels are encased in a choice of white or metallic finishes. Easily installed in almost any type of showering facility, the doors are available in a wide range of sizes and configurations. Supplied with curtain and rail, their compact design can adapt to small spaces, awkward layouts and irregular floors. Bespoke options are available on request.



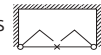
Door configurations

(opposite handing available where applicable)

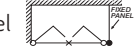
Twin bi-fold door corner entry



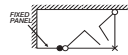
Twin inline bi-fold between walls



Twin bi-fold inline half-height doors with full-height fixed panel



Half-height fixed panel with twin bi-fold entry doors



Compensator plate can be precision-cut to accommodate altro or similar wet-floor showers.




Flip over latch prevents accidental opening and ease of use for less dexterous hands.



Inward and outward opening doors with bi-fold action and 360° rise and fall wall hinges, which fold in and out of the shower area, leaving valuable floor space to be clear when not in use.



Strongly magnetised door closer strips create a secure seal at the door opening.



Offset doors containing aluminium section water deflectors and round sleeve wiper blades to retain water within the showering area.



Rise and fall hinge system lifts the doors by at least 10mm as they are opened, to prolong the life of the floor seal and make the doors easier to operate. The wiper blade and aluminium deflector ensures maximum seal between door and tray.





support systems


Freedom bathroom support systems

There are countless bathroom support fittings on the market, but neaco's Freedom range stands out, much like our Aluseal enclosures, for its unrivalled attention to detail. A unique combination of features has been developed through decades of experience in adaptive bathing design. Safe to use and easy to clean, Freedom is corrosion-free and provides heavy-duty performance with exceptional strength-to-weight ratio. We also offer economy options with our Alutec range (see page 21) and all-in-one support packs for easy ordering (see page 23).



Subtly routed surface for a secure and comfortable grip.

Concealed flanges to cover up unsightly screws (all fixings supplied).



Rails are fully insulated with smooth lines that are comfortable and warm to the touch.



Seat slats in nylon for extra comfort and hygiene.



Hidden locking mechanisms on hinged arms.



Unique choice of finishes, from traditional country-style colours to contemporary metallics.



Bespoke colours and sizes can be manufactured on request.



Available with a wide variety of matching accessories, from tilting mirrors to towel hooks.

Freedom support systems

PRODUCT RANGE



Grab Rail

L 300/450/600mm CODE DF 5781*
*State required length after code eg. DF 5781/300



Grab Rail

L 400mm x 400mm, angle 160° CODE DF 6083



Grab Rail

W 450mm x H 600mm
Left hand (shown) CODE DF 6098
Right hand CODE DF 6099



Hinged Support Rail

L 650/750/800/850mm x H 78mm CODE DF 5806*
*State required length after code eg. DF 5806/750
Optional leg - state L eg. DF 5806/750/L



Hinged Support Rail

L 650/750/800/850mm x H 156mm CODE DF 6106*
*State required length after code eg. DF 6106/750
Optional toilet roll holder - state TRH eg. DF 6106/750/TRH



Height Adjustable Wall Support

W 120mm x H 460mm
CODE DF 9911
Hinged Support Rail not included



Floor Fixed Support

D 100mm x W 100mm x H 700mm
CODE DF 9912
Hinged Support Rail not included
For use with DF 5806 and DF 6106

*Other sizes available on request
L = Length W = Width D = Depth H = Height

Contemporary colour range



Classic colour range





Hinged Shower Seat

D 460mm x W 370mm x H 295mm CODE DF 5805
 Leg option available
 DF 9903



Hinged Leg Option

H 405mm to 480mm DF 9903
 In conjunction
 with DF 5805



Hinged Shower Seat

D 650mm x W 313mm x H 371mm CODE DF 9907
 Complete
 with Cushion
 Back Rest



Hinged Shower Seat

D 650mm x W 520mm x H 371mm CODE DF 9922
 Complete
 with Cushion
 Back Rest



Cushion Back Rest

D 250mm x W 375mm CODE DF 5836

L = Length W = Width D = Depth H = Height

Contemporary colour range ● ● ● ● ●

Classic colour range ● ● ● ●

Freedom support systems

PRODUCT RANGE



Towel Rail

W 160mm x H 215mm

CODE DF 5850



Coat Hook


D 53mm x H 52mm

CODE DF 5921



Toilet Roll Holder

CODE DF 5926



Plain Shelf

D 122mm x W 300/450/600mm CODE DF 6064*

*State required width after code eg. DF 6064/300



Tilt Adjustable Mirror

W 560mm x H 430mm

CODE DF 9891

neacòs
Adjustable
Mirror (DF 9891)
can be angled
to 55°

L = Length W = Width D = Depth H = Height

Contemporary colour range     

Classic colour range     

Alutec support systems

PRODUCT RANGE



Alutec Cushioned Back Rest

D 250mm x W 375mm

CODE CBR 100



Alutec Grab Rail

L 300/450/600mm x D 60mm

CODE GRR 300
GRR 450
GRR 600



Alutec Extended Clearance Grab Rail

L 600mm x D 83mm

CODE GRR 600EC



Alutec Grab Rail

W 400mm x H 800mm

Left hand (shown)
CODE GRR 804L
Right hand
CODE GRR 804R



Alutec Hinged Support Rail

L 760/850mm

With leg

With toilet roll holder (shown)

With leg and toilet roll holder

CODE HSR 760
HSR 850
CODE HAL 760
HAL 850
CODE HSR 760TR
HSR 850TR
CODE HAL 760TR
HAL 850TR



Alutec Hinged Shower Seat with Leg

D 340mm x W 410mm

CODE HSL 410
With leg



Alutec Hinged Shower Seat

D 376mm x W 432mm x H 158mm

CODE HSS 400

L = Length W = Width D = Depth H = Height

Colour range  

Easy order packs

Order multiple items within our all-in-one packs for easy specification and reduced price per fitting.



Neatdek 3 Plus Pack

- 1 x Shower Curtain
- 1 x Curtain Rail
- 1 x Neatdek Grille & Frame/Tray
- 1 x Aluseal Shower Enclosure



Support System Pack

- 3 x 600mm Grab Rails
- 1 x Hinged Shower Seat
- Available in Freedom or Alutec
- All rails finished in white or blue as standard (other colours are available)

Specification guide available on request

technical information



Contents

Neatdek 3 in timber floors Page 25

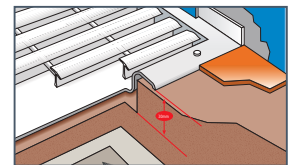
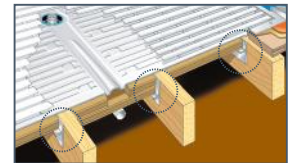
Neatdek 3 in solid floors Page 26

Neatdek 3 load test data Page 27

Neatseal vinyl seal Page 27

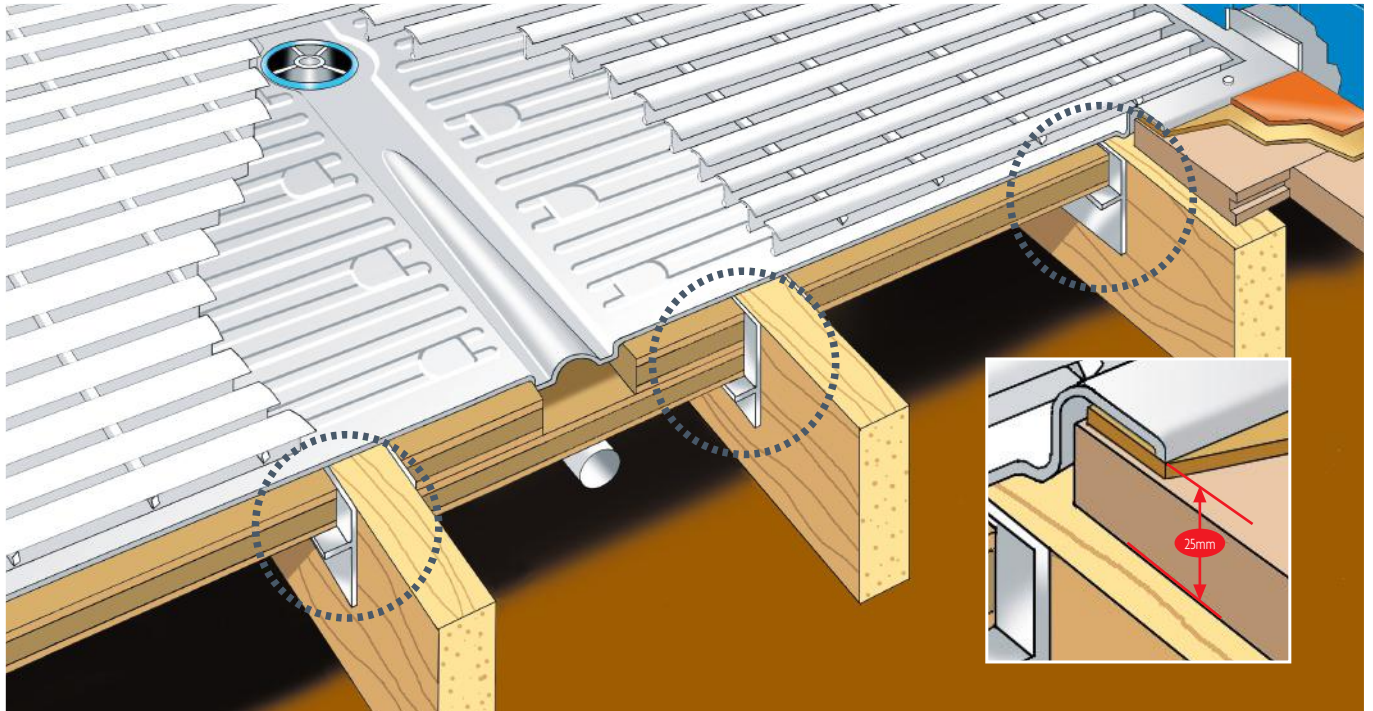
Freedom fixing instructions Page 28

Support systems test data Page 28



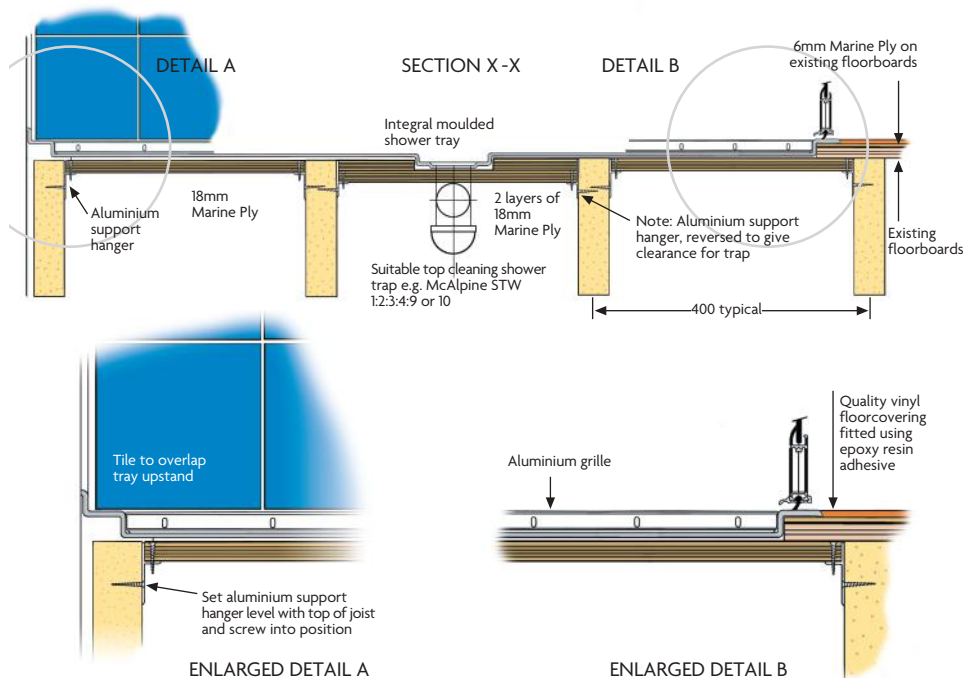
Neatdek 3 installation in timber floors

In timber floor applications, the grille drains via an integral moulded tray unit. Tray support hangers allow quick and simple levelling of the support structure. The Neatdek 3 tray allows installation without having to notch the joist; it can be fitted into the space left by the removal of the existing floorboards.*



**minimal localised notching may be required for the drainage channel, dependent on position and direction of joists*

Self-levelling support hangers provided with each tray

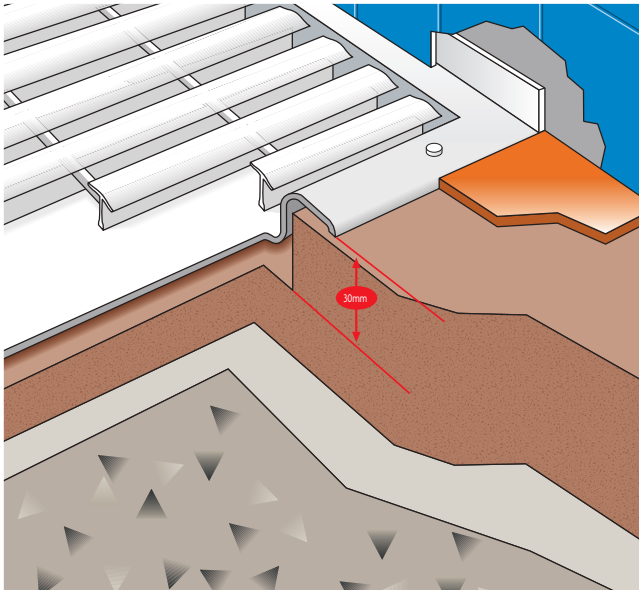


Neatdek 3 installation in solid floors

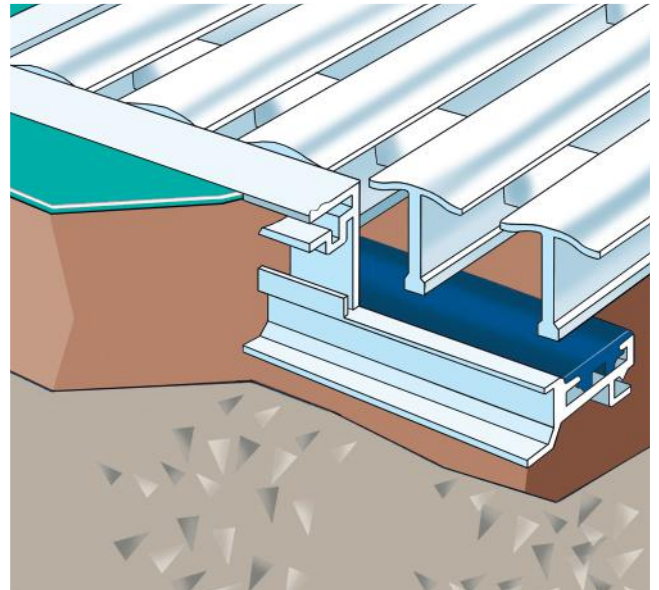
With tray

The Neatdek 3 slimline tray is highly suitable for installation in concrete floors, which typically have a screed depth of between 50mm and 70mm. The tray's 30mm depth means that only the screed needs to be removed when installing Neatdek 3 with a 15mm or 22mm pumped waste outlet. Neatdek 3 shower trays can be positioned in any void, and may also be used for installation in solid/pot and beam floors, provided they are supported in accordance with the installation instructions, where they can be connected to conventional waste outlets. If conventional drainage is not viable, drainage can be effected by incorporating a pump within the outlet system.

Neatdek 3 with tray

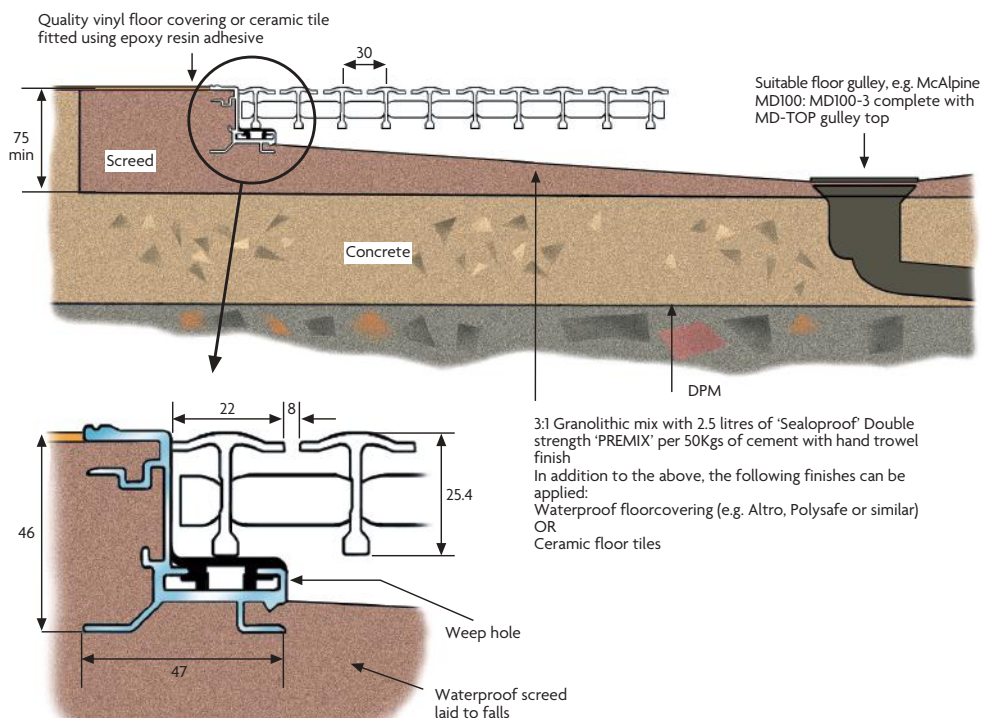


Neatdek 3 with frame and no tray



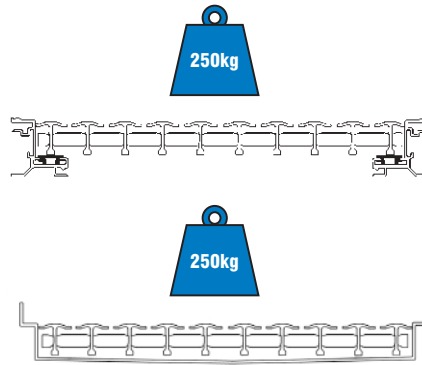
With frame

The Neatdek 3 framework can also be utilised to offer a bespoke solution in both ground and upper solid floor applications (see below diagram). Waterproof screed falls can be created to facilitate conventional drainage, and a standard 25mm T-bar depth has been specially selected for optimum performance in both domestic and heavy-duty applications. Standard sizes are available, but the frame construction also allows bespoke sizes to be supplied; none require any specialist structural support. Please contact our technical engineers for loadbearing data and technical specifications for non-standard sizes.



Neatdek 3 load test data

In accordance with neaco's policy of rigorously checking and testing our products to maintain quality and safety, all Neatdek 3 true level access shower grilles and trays are tested to the strict loadbearing parameters laid down in BS4592 part 1: 1995. They have been proven to withstand loads of up to 250kg without detriment to performance.




(subject to suitable support and installation in accordance with manufacturer's instructions)

Neatseal PVC insert



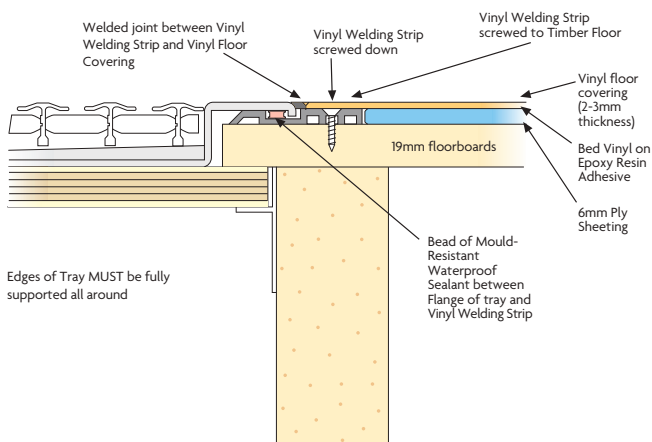
Neatseal in timber floor



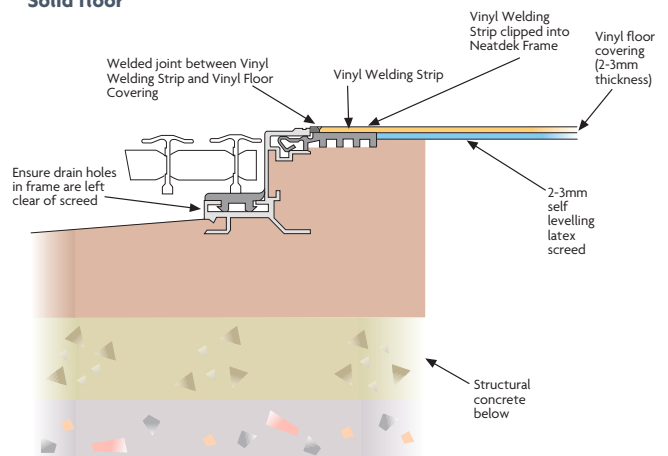
Neatseal in solid floor

To truly put the seal of quality on your bathroom facility, our Neatseal PVC insert can be attached to the Neatdek 3 tray profile and hot-seam welded directly to the vinyl sheet flooring for a completely watertight joint. Supplied with a mitred corner, it's much more durable than silicon seals which tend to perish and shrink over time.

Timber floor



Solid floor

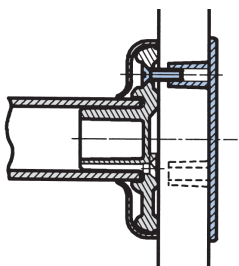


Freedom support system fixing instructions

All Freedom support system items are supplied complete with fixing kits. The information below is intended to give guidance as to the fixings required to suit varying wall types.

PRODUCT TYPE	WALL/FLOOR CONSTRUCTION TYPE				
	SOLID AGGREGATE/ CONCRETE/BRICK ABOVE 5N/mm ²	SOLID AIRCRETE BLOCKS 2.8 TO 5N/mm ²	PARTITION WALLS TIMBER/STOOTHING	HOLLOW FLOORS	LAMINATE FACED MODULAR WASHROOM PANELS
GRAB & SUPPORT RAILS EXCLUDING THOSE LISTED BELOW	STANDARD	STANDARD NEACO FIXING KIT AS SUPPLIED	USE STANDARD NEACO FIXING KIT AS SUPPLIED, EXCLUDING PLUGS. ENSURE ADEQUATE STRUCTURAL TIMBER BACKGROUNDS PRESENT	STANDARD NEACO FIXING KIT WHERE APPLICABLE	NEACO FIXING KIT FX50 AVAILABLE FROM STOCK. NB ONE KIT PER FLANGE IS REQUIRED
HINGED SUPPORT RAILS (WALL MOUNTED) DF 5806 DF 6106		NEACO FIXING KIT FX10 AVAILABLE IN WHITE FROM STOCK	NEACO FIXING KIT FX20 ENSURE ADEQUATE STRUCTURAL TIMBER BACKGROUNDS PRESENT	N/A	N/A
HINGED SUPPORT RAILS (WALL MOUNTED HEIGHT ADJUSTABLE) DF 9911		STANDARD NEACO FIXING KIT AS SUPPLIED	USE STANDARD NEACO FIXING KIT AS SUPPLIED, EXCLUDING PLUGS	N/A	N/A
HINGED SUPPORT RAILS (FLOOR MOUNTED) DF 9912		N/A	N/A	TO STRUCTURAL ENGINEERS RECOMMENDATIONS	N/A
SINGLE WALL MOUNTED SEATS DF 5805 DF 5918 DF 9907 DF 9922		N/A	USE STANDARD NEACO FIXING KIT AS SUPPLIED, EXCLUDING PLUGS. ENSURE ADEQUATE STRUCTURAL TIMBER BACKGROUNDS PRESENT	N/A	TO STRUCTURAL ENGINEERS RECOMMENDATIONS
ACCESSORIES	AS SUPPLIED	STANDARD NEACO FIXING KIT AS SUPPLIED	USE STANDARD NEACO FIXING KIT AS SUPPLIED, EXCLUDING PLUGS. ENSURE ADEQUATE STRUCTURAL TIMBER BACKGROUNDS PRESENT	N/A	N/A

Back plate fixing

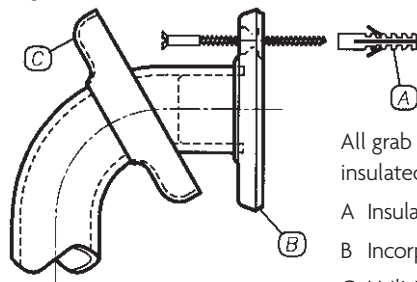


FX50 Back Plate, with three point fixing for mounting grab rails onto cubicle walls in laminate faced modular washroom systems. To suit 16mm - 20mm construction. Supplied, from stock, white nylon coated complete with machine screws - please request on ordering.

FX50 Back Plate ensures clean lines and is vandal resistant.

Insulation

The Freedom support system pays particular attention to IEE regulations.



All grab rails are supplied suitably insulated by:

- A Insulating the screws from wall
- B Incorporating nylon flanges
- C Utilising ABS roses

Support systems test data

	MAXIMUM RECOMMENDED USER LOAD	TESTED UP TO
FREEDOM GRAB RAILS	100kg	175kg
FREEDOM SEATS (NO LEG)	125kg	225kg
FREEDOM SEATS WITH LEG AND BENCH SEATS	200kg	350kg
ALUTEC GRAB RAILS	75kg	150kg
ALUTEC SEATS (NO LEG)	100kg	200kg
ALUTEC SEATS (WITH LEG)	125kg	250kg

(subject to suitable support and installation in accordance with manufacturer's instructions).

In accordance with neaco's policy of rigorously checking and testing our products to maintain quality and safety, all neaco grab rails and seats have been tested to strict loadbearing parameters.

specification guide



Contents

Shower grilles and shower packs page 31

Shower enclosures page 32

Support systems and support system packs page 33

Standard conditions page 34



shower grilles

† = One-piece grille Two-piece grilles standard apart from where shown. Dimensions in millimetres.


 Wall

Neatdek 3 grilles and trays for solid and timber floors

ORDER CODE	DESCRIPTION	TRAY SIZE	GRILLE SIZE	FITTING POSITION
NDK3004	Square tray	1070mm x 1070mm	990mm x 990mm	Left or right hand 
NDK3005 †	Square tray	860mm x 860mm	779mm x 779mm	Left or right hand 
NDK3006	Rectangular tray	1524mm x 860mm	1444mm x 779mm	Left hand 
NDK3007	Rectangular tray	1524mm x 860mm	1444mm x 779mm	Right hand 
NDK3008	Rectangular tray	1524mm x 860mm	1444mm x 779mm	Three-wall enclosure 
NDK3011	Square tray	1070mm x 1070mm	990mm x 990mm	Three-wall enclosure 
NDK3012 †	Square tray	860mm x 860mm	779mm x 779mm	Three-wall enclosure 
NDK3013	Rectangular tray	1524mm x 860mm	1444mm x 779mm	One long side 
NDK3014	Square tray	1070mm x 1070mm	990mm x 990mm	Oasis 
NDK3015 †	Square tray	860mm x 860mm	779mm x 779mm	Oasis 
NDK3016	Rectangular tray	1524mm x 860mm	1444mm x 779mm	Oasis 
NDK3020	Square tray	953mm x 953mm	871mm x 871mm	Left or right hand 
NDK3021	Square tray	953mm x 953mm	871mm x 871mm	Three-wall enclosure 
NDK3022	Square tray	953mm x 953mm	871mm x 871mm	Oasis 
NDK3023	Rectangular tray	1222mm x 860mm	1144mm x 777mm	Left hand 
NDK3024	Rectangular tray	1222mm x 860mm	1144mm x 777mm	Right hand 
NDK3025	Rectangular tray	1222mm x 860mm	1144mm x 777mm	Three-wall enclosure 
NDK3026	Rectangular tray	1222mm x 860mm	1144mm x 777mm	Oasis 



neaco



Neatdek 3 grilles & frames for solid floors only

ORDER CODE	DESCRIPTION	FRAME SIZE	GRILLE SIZE	ORDER CODE	DESCRIPTION	FRAME SIZE	GRILLE SIZE
NDK3001	Square frame	821mm x 821mm	779mm x 779mm	NDK3027	Square frame	913mm x 913mm	870mm x 870mm
NDK3002	Square frame	1033mm x 1033mm	990mm x 990mm	NDK3028	Rectangular frame	1186mm x 821mm	1144mm x 779mm
NDK3003	Rectangular frame	1486mm x 821mm	1444mm x 779mm				





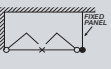

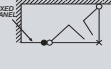



Neatdek 3 easy order plus packs - includes grille & frame/tray, shower curtain, curtain rail and shower enclosure

GRILLE DESCRIPTION	HANDING	STOCK NO	GRILLE DESCRIPTION	HANDING	STOCK NO
821mm x 821mm grille & frame	not handed	NDK3001PP	1524mm x 860mm grille & tray 3 wall		NDK3008PP
1033mm x 1033mm grille & frame	not handed	NDK3002PP	1486mm x 821mm grille & frame corner entry	handed	NDK3017PP
1486mm x 821mm grille & frame fixed panel	not handed	NDK3003PP	1486mm x 821mm grille & frame 3 wall		NDK3018PP
1070mm x 1070mm grille & tray	not handed	NDK3004PP	953mm x 953mm grille & tray	not handed	NDK3020PP
860mm x 860mm grille & tray	not handed	NDK3005PP	1222mm x 860mm grille & tray LH		NDK3023PP
1524mm x 860mm grille & tray LH fixed panel		NDK3006PP	1222mm x 860mm grille & tray RH		NDK3024PP
1524mm x 860mm grille & tray LH corner entry		NDK3009PP	1222mm x 860mm grille & tray 3 wall		NDK3025PP
1524mm x 860mm grille & tray RH fixed panel		NDK3007PP	913mm x 913mm grille & frame	not handed	NDK3027PP
1524mm x 860mm grille & tray RH corner entry		NDK3010PP	1186mm x 821mm grille & frame L/R	handed	NDK3028PP

 Wall. *Denotes handing of doors

shower enclosures

Aluseal 3 half-height shower enclosures - a selection of available door options

STOCK NO	MID SIZE	DESCRIPTION	STOCK NO	MID SIZE	DESCRIPTION
ENC001	1024mm	 Twin bi-fold corner entry half height doors. Complete with curtain and curtain track. 750mm high, universal handing.	ENC006	1220mm	 Twin bi-fold corner entry half height doors. Complete with curtain and curtain track. 750mm high, universal handing.
ENC002	812mm	 Twin bi-fold corner entry half height doors. Complete with curtain and curtain track. 750mm high, universal handing.	ENC007	915mm	 Twin bi-fold half height doors. Complete with curtain and curtain track. 750mm high, universal handing.
ENC003	1484mm x 805mm	 Twin bi-fold inline half height doors. 750mm high, complete with full height 2045mm fixed panel, curtain and curtain track, universal handing.	ENC008L ENC008R	1170mm x 745mm	 Left hand shown. Twin bi-fold corner entry half height doors. Complete with curtain and curtain track. 750mm high, unequal size, handing required.
ENC004L ENC004R	1461mm x 811mm	 Left hand shown. Half height fixed panel with twin bi-fold corner entry doors. Complete with curtain and curtain track, handing required.	ENC013L ENC013R	1165mm x 811mm	 Left hand shown. Twin bi-fold corner entry half height doors. Complete with curtain and curtain track. 750mm high, unequal size, handing required.
ENC005	1494mm	 Twin inline bi-fold between walls. Complete with curtain and curtain track.	For Metallique satin finish aluminium doors please add the suffix /A. EG: ENC001 = white powder coated aluminium ENC001/A = Metallique satin finish aluminium.		
ENC005MOD	1000mm (min) to 2000mm (max)	 Twin inline bi-fold between walls. Complete with curtain and curtain track.			

 Wall

- Denotes hinge position.
- Each door has a compensation of +/- 10mm.
- All neaco doors are suitable for wet floor applications.
- Where not included, curtains and curtain tracks can be supplied on request.
- Toughened glass is available on request.

- When ordering made to size doors, please stipulate size after the reference number.
Eg. ENC911L/1000/WF/38 would be the reference for a 1000mm (mid size) long wet floor model with a 38mm radius inline tri-fold left hand hinged.
- Wet floor door options available with two radii (20mm or 38mm).
- Doors can be precision cut to accommodate wetfloor radii at additional cost.
- Glazed with a 3mm PET impact resistant glazing as standard.



curtains & curtain tracks

STOCK NO	SIZE
SC1001	4oz white, satin striped, weighted, polyester, antibacterial curtain with 2000mm drop
CTR001	1033mm x 1033mm universal L-shaped curtain rail in white
CTR002	821mm x 821mm universal L-shaped curtain rail in white
CTR003	1220mm x 1220mm universal L-shaped curtain rail in white
CTR004	1150mm straight curtain rail in white
CTR005	2300mm straight curtain rail in white
CTR006	U-shaped 1033mm x 1033mm x 1033mm curtain rail in white
CTR009	1500mm x 825mm L-shaped curtain rail in white


Neatseal sealants for use with Neatdek 3

STOCK NO	FOR TRAYS	STOCK NO	FOR FRAMES
NSL010	Square tray kit for timber floors	NSL001	Square frame kit for solid floors
NSL011	Bath replacement tray kit for timber floors	NSL002	Bath replacement tray kit for solid floors

Aluseal carer screens



STOCK NO		SIZE	HEIGHT
SCR710 (Two panel)		650mm x 650mm	750mm
Folds flat for easy handling			
SCR720 (Four panel)		450mm x 450mm x 450mm	750mm
Folds flat for easy handling			

FINISH: Metallique/white powder coated aluminium alloy.



neaco

Freedom support system

DESCRIPTION	STOCK NO
Cushion backrest	DF5836
Grab rail-300	DF5781/300
Grab rail-450	DF5781/450
† Grab rail-600	DF5781/600
L-shaped grab rail-left hand 	DF6098
L-shaped grab rail-right hand 	DF6099
† Hinged supp rail-750 c/w leg	DF5806/750/L
† Hinged supp rail-850 c/w leg	DF5806/850/L

DESCRIPTION	STOCK NO
Hinged shower seat	DF5805
Hinged shower seat c/w leg	DF5805/9903
† Hinged support rail-750	DF5806/750
† Hinged support rail-850	DF5806/850
† Hinged support rail-750 + roll holder	DF6106/750/TRH
† Hinged support rail-850 + roll holder	DF6106/850/TRH

† Other sizes available on request.

* Available in a range of standard colours, see brochure for details. Bespoke colours are available upon request.

Freedom accessories

DESCRIPTION	STOCK NO
Towel hook	DF5850
Coat hook	DF5921
Swivel toilet roll holder	DF5926
Plain shelf 300mm	DF6064/300
Plain shelf 450mm	DF6064/450
Plain shelf 600mm	DF6064/600
Grab rail 400mm x 400mm	DF6083

DESCRIPTION	STOCK NO
Tilt adjustable mirror	DF9891
Single seat plus mount	DF9907
Wall mounting for adjustable hinged arm	DF9911
Floor fixed console for hinged arm	DF9912
Extended seat plus cushion back rest	DF9922
Adjustable support leg	DF9903

Alutec support system

DESCRIPTION	STOCK NO
Cushion backrest	CBR100
Grab rail-300	GRR300
Grab rail-450	GRR450
Grab rail-600	GRR600
Extended clearance grabrail - 600 size	GRR600EC
L-shaped grab rail-left hand	GRR804L
L-shaped grab rail-right hand	GRR804R
Hinged supp rail-760 c/w leg	HAL760
Hinged supp rail-850 c/w leg	HAL850

DESCRIPTION	STOCK NO
Hinged supp rail-760 c/w leg + roll holder	HAL760TR
Hinged supp rail-850 c/w leg + roll holder	HAL850TR
Hinged shower seat	HSS400
Hinged shower seat c/w leg	HSL410
Hinged support rail-760	HSR760
Hinged support rail-850	HSR850
Hinged support rail-760 + roll holder	HSR760TR
Hinged support rail-850 + roll holder	HSR850TR

Support system packs

DESCRIPTION	STOCK NO
ALUTEC SUPPORT PACK 3 x 600mm grab rails + hinged seat	AP1

DESCRIPTION	STOCK NO
FREEDOM SUPPORT PACK 3 x 600mm grab rails + hinged seat	FP1

- Bespoke grab rail sizes available on request.



THE FOLLOWING STANDARD CONDITIONS APPLY TO EVERY ORDER ACCEPTED BY NORTON ENGINEERING ALLOYS CO. LTD. STANDARD CONDITIONS

- 1 In these conditions:
 - 'the Company' means Norton Engineering Alloys Co. Ltd.
 - 'the Customer' means any person who places an order with the Company for the supply of goods and/or services.
 - 'home market' means Great Britain.
- 2 (a) These conditions constitute the only terms of the contract between the Company and the Customer irrespective of any prior correspondence or dealings or any conditions appearing on or forming part of the Customer's order.
 - (b) The acceptance by the Company of all orders placed by the Customer is subject to these conditions and no variation of or addition to these conditions may be made unless confirmed in writing by a Director of the Company.
 - (c) No contract will be concluded between the Company and the Customer until the Company had despatched its written acceptance of the Customer's order and has approved and not withdrawn approval of the Customer's credit.
- 3 All tenders and quotations by the Company are made subject to contract and may be altered or withdrawn without notice
- 4 The purchase price for the goods will be set out in the Company's invoice as the price ruling at the date of delivery notwithstanding anything contained in any tender or quotation unless firm prices for a fixed period have been quoted in writing.
- 5 Terms of payment:-
 - (a) For goods to be delivered within the home market:-
Payments of the purchase price is due within 30 days after the date of the Company's invoice, unless otherwise agreed in writing.
 - (b) For goods to be delivered elsewhere:-
Payment is due in sterling against shipping documents in London.
 - (c) Interest at one per cent above Bank rate with a minimum of 5 per cent per annum is chargeable on all overdue accounts.
- 6 The purchase price will be payable by the Customer in strict accordance with these conditions notwithstanding any delay in delivery or performance under the contract of any adjustments or corrections of defects which may be required to the goods.
- 7 Packing cases (where charged and returnable) will be credited in full if returned to the Company in proper condition, carriage paid, within three months of the date of despatch from the Company's premises.
- 8 Any information from the Customer necessary to enable the Company to proceed with an order must be furnished within a reasonable time, otherwise the Company may cancel the order. Whether the order is cancelled or not, the Customer will be liable to the Company for any loss however incurred. Goods will be supplied on the basis of technical data supplied by the Customer. The Company will not be responsible for inefficient performance of the goods supplied if this is due to conditions not disclosed at the time the order is accepted.
- 9 (a) The Company selects materials with due regard to their suitability for the Customer's known requirements provided that:
In the case of materials, parts or components not manufactured by the Company, the liability of the Company to the Customer is limited to the benefit of any guarantees given by the manufacturer in respect thereof, insofar as such benefit may be transmitted to the Customer.
 - (b) Where the Customer supplies materials, they must be of a suitable hardness, temper and surface finish and whilst every care will be exercised in working on the Customer's own materials, the Company accepts no responsibility for any damage, errors or defects which may occur in executing the contract. The Company will not accept return of goods made to the Customer's own specification.
- 10 The Company guarantees the goods for a period of 12 months against defects in workmanship providing that:-
 - (a) The liability of the Company to the Customer under these conditions or otherwise howsoever in respect of or in connection with the goods will be restricted to the replacement of the goods or a refund of their purchase price (as the Company may at its option decide);
 - (b) Written notice of complaint is received by the Company within 12 calendar months of despatch of the goods from the Company's premises;
 - (c) The part or parts of the goods complained of are returned at the Customer's entire risk suitably packed or bundled, carriage paid, to the Company;
 - (d) The defect has not been caused by carelessness or improper treatment after despatch from the Company's premises;
 - (e) The Customer will be liable for the cost of removal and refitting of all defective parts unless otherwise agreed in writing;
 - (f) The Company will not be liable for any consequential loss or damage arising out of any defect of any goods or parts including, but without prejudice to the generality of the foregoing, the loss of the use of any goods and any charges incurred by the Customer in rectifying the defects; and
 - (g) Save as expressly provided in this condition and in condition 9(a) above all warranties, conditions and representations whether express or implied by statute or at common law and whether collateral to the contract or otherwise are hereby excluded.
- 11 Where the Company provides any labour at the Customer's premises the Customer shall indemnify the Company against the consequences of any defect or unsuitability of any tackle, plant or apparatus provided by the Customer and against any claims by third parties at common law or by statute.
- 12 Where indefinite quantities, specifications or margins are given on an order the Company's interpretation of same is to be accepted and the Customer shall accept the goods as completed by the Company.
- 13 All offcuts whether from material supplied by the Customer or by the Company and all parts for which the Company has supplied a replacement under Condition 10 above will become the Company's property.
- 14 Delivery will be made pursuant to the following conditions:-
 - (a) Delivery is deemed to be effected
 - (i) if the Customer is to collect the goods himself, as soon as they are ready for despatch and the Customer has been so notified and
 - (ii) in any other case as soon as the goods are despatched from the Company's premises.
 - (b) Each part of delivery or instalment of the goods shall be deemed to be sold under a separate contract and no default by the Company in respect of any part delivery or instalment will entitle the Customer to refuse to accept any other part delivery of instalment.
 - (c) Times or dates for delivery are commercial estimates only and are not contractual obligations of the Company. The Company will make every endeavour to deliver or perform by the time or date given but will not accept cancellation or be liable for loss claimed to have arisen from delay unless agreed in writing to the contrary.
- 15 On delivery the goods are at the risk of the Customer but the property in the goods will remain in the Company until payment has been received by the Company in full including interest (if any).
- 16 On despatch of goods from the Company's premises an advice note will be sent to the Customer. If goods are not received within 10 days of the date of this advice note the Company must be promptly notified. Claims for missing goods will not be accepted by the Company unless this has been done. Any damaged goods or short deliveries must be notified to the Carriers immediately by the Customer, and the Company advised of the nature of the complaint so that necessary action can be taken. The Company will not be responsible for replacing missing or damaged goods unless so notified.
- 17 If the Customer refuses to accept any delivery tendered in accordance with these conditions or fails to make any payment provided in any contract with the Company the total price for goods to be delivered under any such contract will become immediately due and payable and the Company will in addition have the right to suspend performance of any contractual obligation to the Customer until payment has been received by the Company in full including interest (if any).
- 18 (a) The Customer represents and warrants to the Company that no specification in respect of goods to be supplied (including but without prejudice to the generality of the foregoing) infringes the rights of any person in any patent, trade mark, design copyright or similar right anywhere in the world and the Customer will keep the Company indemnified against all loss, damages, claims, costs, charges, expenses and demands incurred, suffered or made by or against the Company as a result of any breach of such representation and warranty.
 - (b) The rights in the design used by the Company shall belong to the Company and no right or licence is granted by these conditions to the Customer under any patent, trademark, design copyright or similar right in respect of such design except only the right to use or resell the goods supplied by the Company
- 19 Any notice to be given by either party hereto to the other shall either be delivered by hand to the party concerned or to its authorised agent or sent by first or second class post to such party at such party's last known address or (in the case of a company) to its registered office and shall if posted be deemed to be served when in the ordinary course of post the same would be delivered.
- 20 The conditions are governed in all respects by English Law and the Customer submits to the jurisdiction of the English Courts.
- 21 Cancellation Charges - Orders cancelled may be subject to a cancellation charge.



Registered Office:

Norton Grove Industrial Estate, Norton, Malton, Yorkshire YO17 9HQ England

T 01653 695721 **F** 01653 600418 **E** sales@neaco.co.uk

www.neaco.co.uk

Registered England 1065772. VAT NO. 168 2239 51.