

















TECHNICAL SPECIFICATION

The floor covering selected belongs to the Amtico Design Tile family of luxury vinyl tiles (LVT), manufactured from several layers that have been laminated together, and commonly incorporating a printed film design layer. Products are supplied with bevelled edges. Tiles should be installed using Amtico adhesives.

Name	Standard	Symbol	Result
Usage Classification	EN 685 EN ISO 10874		23, 33, 42
Manufacturing Standard	EN 649 EN ISO 10582		Pass
Total Thickness	EN 428 EN ISO 24346		2.5 mm
Wear Layer Thickness	EN 429 EN ISO 24340		0.55 mm
Weight	EN 430 EN ISO 23997		4,300 g/m ²
Abrasion Resistance	EN 649 EN ISO 10582		Group T Type 1
Residual Indentation	EN 433 EN ISO 24343-1		≤0.1 mm
Dimensional Stability	EN 434 EN ISO 23999		≤0.25 %
Curling	EN 434 EN ISO 23999		≤2 mm
Flexibility	EN 435 EN ISO 24344 method A		Pass
Slip Resistance	DIN 51130 EN 13893		R9 Class DS
Chemical Resistance	EN 423 EN ISO 26987		Excellent
Light Stability	ISO 105 B02		6 or better
Flammability / Smoke Emissions	EN13501-1		B _{fl} -s1
Castor Chair Resistance	EN 425		pass
Sound Reduction	ISO 140-8		4 dB
Thermal Resistance	EN 12664		0.013 m ² K/W (underfloor heating suitable)
Electrostatic Performance	ISO 6356 EN 1815		≤2 kV
Emissions	DIBt/AgBB AFSSET & labelling		Pass Pass & A+
Surface Treatment			Urethane



AREAS OF USE

Office, business, hospitality, education, health and housing.

INSTALLATION

Installation must be carried out in accordance with the requirements of the relevant national standard and the Amtico Products Technical Manual – the latest information is available at www.amtico.com. The surface must be flat, smooth, dry and fit for purpose. Levelling compounds should be used as recommended. Tiles and subfloor must be allowed to stabilize to a constant temperature between 18° and 27°C for a period of 24 hours prior to, during and 24 hours after installation. Underfloor heating must be switched off for 48 hours before, during and 48 hours after installation. The tiles should be stored flat. Amtico adhesives are recommended for installing tiles. The completed installation should be rolled with a 45 kg roller before the adhesive hardens.

MAINTENANCE

Maintenance should be carried out in accordance with the recommendations of the Amtico Products Technical Manual – the latest information is available at www.amtico.com. The urethane surface treatment facilitates the removal of scuff marks. Cleaning products and entrance matting designed for use with Amtico products are available from Amtico International. Maintenance should involve simple dust mopping, wet mopping, spray cleaning or scrubber-drying with a neutral detergent. The application of a floor dressing is not necessary, although this can be carried out to provide additional protection if desired.