



Burnt Elm



Burnt Elm

Protecting our planet for tomorrow's generation


# Chelsea ReadyFlow™ 60

Summer droughts, mild winters and flash flooding. These are all symptoms of our ever changing climate. With Chelsea ReadyFlow™ 60 permeable paving you can protect your environment today, to build a brighter future for tomorrow. Chelsea ReadyFlow™ 60 has a traditional tumbled appearance ideal for gardens and driveways alike, but with the specially designed spacing of Chelsea ReadyFlow™ 60 the paving allows a controlled flow of water to be channelled away from the surface into the subgrade or drainage system whilst maintaining the integrity of the design.

### Choice of Chelsea ReadyFlow™ colours



Autumn Hue





Burnt Ember



Burnt Elm

### Sizes available

Mix and match sizes to create random patterns.



Chelsea ReadyFlow™ is only available in 60mm thickness.



Please refer to pages 4-5 for information on how permeable paving protects the environment.