


Type P Cavitray

for parapet walls



- DPC integrity regardless of wind direction
- Enhanced parapet structural stability
- Takes up cavity variances
- Unobstructed cavity compartment area

problem


How to weatherproof parapet walls.

introduction

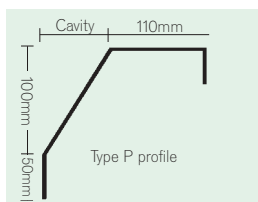
The function of a parapet wall cavitray differs from that of a conventional tray, because both skins of a cavity parapet are outer skins, and accordingly accept moisture. The purpose of any parapet DPC is to prevent rainwater travelling down the exposed inside skin, which becomes an internal wall below the roof level. The preformed Type P cavitray is designed to overcome this problem.

solution

The Type P cavitray is a rigid horizontal DPC, manufactured in long lengths. Preformed



Type P cavitray provides a clear unobstructed cavity compartment. The crossing of the cavity outwardly overcomes a common problem. (See Designers' comments.)

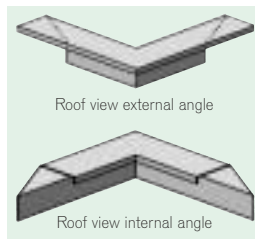


angles enable the complete installation of a parapet damp course to be carefully planned and controlled. It is self-supporting and requires building-in to one skin only. Accordingly, the structural stability of the parapet is enhanced when compared with parapet standard details and related problems. Water originating from the skin adjacent to the roof is directed to coverage with water penetrating the building's outer skin where it gravitates in the normal manner. Type W caviweeps/vents may be deployed to aid evacuation and ventilation as appropriate. Functionality is not hindered by the direction of the wind. The likelihood of interstitial condensation, common to many parapets, is thus reduced. Such a preformed damp coursing method is not possible with traditional lead, felt or polymer materials, which sag, being soft and unsupported across the cavity. These materials are forced to adopt a diagonal line in

crossing the cavity, with the upper and lower edges secured within the mortar beds.

sizes

2400mm x 25mm lip x 110mm x 150mm cavity drop
Angles 450mm x 450mm



material

2mm securtex finished tensioned polypropylene

colour

Black

installation/site work

Product should be built into masonry observing usual requirements of laying damp course. Incorporate lead flashing to inboard side. Full instructions accompany all supplies.

bill of quantity wording

Type P cavitray from Cavity Trays of Yeovil, Somerset. BA22 8HU (01935) 474769.
Lay preformed Type P parapet

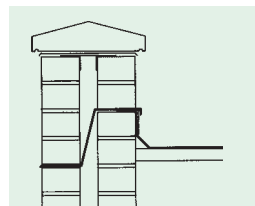
cavitray lengths and angles within appropriate mortar bed as work proceeds. Glove lap and seal adjoining lengths. Incorporate roof lead flashing to detail. Observe accompanying fitting instructions at all times. Metres run including overlaps = No of angles =

ordering/regulations

See inside back cover for details.

related products and applications

For parapet closer and DPC support, see Type J.



The British Standard design stepping outwards in a parapet created a structural weakness in the masonry, normally accompanied with cracking and staining.



Preformed trays can eliminate the structural weakness and unsightly staining associated with traditional parapet design.

designers' comments

The Type P was originally subjected to much criticism because it promoted the crossing of the cavity outwardly rather than inwardly. Tests indicated the outward stepping profile was safer - and eliminated the possibility of water tracking on the underside of the profile. It is interesting to note that the outward profile is now the only parapet profile featured within BS8215:1991. Furthermore, BS5628-3:2001 within 5.5.7.10 states: "it should be noted that the DPC or cavity tray structurally separates the parapet from the wall beneath, and the coping from the parapet. Structural stability of the parapet should be considered in accordance with 18.41." This reasoning underlines our tensioned profile, which steps outwardly yet enhances parapet structural stability as the external leaf is not interrupted. Parapets normally have a stress factor of less than 0.1N/mm².

technical observations

All dimensions, including cavity size suitability, can be altered to suit a client's requirements. Eliminates danger of underside water tracking associated with up-turned profiles. Branded with name and logo as proof of type and accompanying warranty.

