

Uniclass L74 735	EPIC K712
CI/Sfb (62X) (63) X	

The
Hamilton[®]
Collection
excellence and elegance...

electrical wiring accessories • audio and lighting controls



2013 sees Hamilton celebrating 45 years in business. It is still a family owned Company, under the overall direction of its founder Rod Hamilton and his son Ian Hamilton.

A pioneer in the market of decorative plates for switches, sockets and lighting controls, the Company continues to lead the way setting trends in both designs and finishes.

Recent years have seen a shift in fashion from ornate brass to plain, understated, monochromatic styles. At the same time, Hamilton has developed its own range of inserts, broadening its scope from box-fix to grid-fix, Euro-fix and concealed fixing.

Aiming to be a single-source for the specifier and installer, the Company now bases its product development on a "family" theme with new items designed for all versions of each plate, whether box, grid, Euro or concealed fixing.

The latest evolution of product has taken place with the Perception range of transparent plates with concealed fixing and state-of-the-art Mercury Audio Control and Mercury Lighting Control systems.

Thus the company is well placed to move into its 45th year and beyond.



Linea-Rondo CFX Piano Black Range

Quality Concealed Fixing accessories on Smooth Rounded Edge Plates...

Pages 2 – 10



Linea-Rondo CFX Range

Quality Concealed Fixing accessories on Smooth Rounded Edge Plates...

Pages 12 – 35



Linea-Duo CFX Range

Quality Concealed Fixing accessories on Minimalist Straight Edge Plates...

Pages 36 – 59



Linea-Scala CFX Range

Quality Concealed Fixing accessories on Delicate Stepped Edge Plates...

Pages 60 – 83



Linea-Perlina CFX Range

Quality Concealed Fixing accessories on Beaded Edge Plates...

Pages 84 – 97



Linea-Georgian CFX Range

Quality Concealed Fixing accessories on Georgian Rope Edge Plates...

Pages 98 – 111



Mercury Audio Control

Bespoke Audio and Data Control System...

Pages 112 – 113



Mercury Lighting Control

Bespoke Lighting Control System...

Pages 114 – 115



Savile Row

Bespoke Electrical Wiring Accessories Tailor Made to your requirements.

Pages 116 – 121



GRID-IT Modules

A comprehensive range of quality Grid Fix Modules and Plates...

Pages 122 – 133



EuroFix Modules

A comprehensive range of Data and Media Modules and Plates...

Pages 134 – 139



Hartland Range

Quality accessories on Super Slim Plates...

Pages 140 – 159



Hartland CFX Range

Quality Concealed Fixing accessories on Super Slim Plates...

Pages 160 – 179



Hartland CFX Colours

Concealed Fixing accessories on Super Slim Coloured Plastic...

Pages 180 – 187



Perception CFX Range

Quality Concealed Fixing accessories on Subtle Transparent Plates that blend perfectly with any decor...

Pages 188 – 203



Sheer Range

Quality accessories on Stylish Flat plates...

Pages 204 – 223



Sheer CFX Range

Quality Concealed Fixing accessories on Stylish Flat Plates...

Pages 224 – 243



Sheer Floor Socket Range

Quality Floor Sockets on Stylish Flat Plates...


Pages 244 – 249



Cheriton Range

Quality accessories on Georgian and Victorian style plates...

Pages 250 – 269



Bloomsbury Range

Antique style Plain and Fluted Toggle Switches on Natural Wood Plinth Plates...


Pages 270 – 275



Woods Range

Quality accessories on Natural Wood Finish Plates...

Pages 276 – 293



White Plastic Dimmer Switches

Pages 294 – 295



ICDM1000 1000W Ceiling Dimmer

Pages 296 – 297



Lighting Ancillaries

Electronic Transformers and Dimmable LED Drivers

Pages 298 – 301



Perfect Partners & Giara Martellato CFX Range

Concealed Fixing accessories with complementary Door Handles...

Pages 302 – 311



Technical Specifications

Pages 312 – 336

Hamilton® Ceiling Dimmer

A remote, efficient dimming module for the control of lighting in Domestic, Office and Commercial applications

- The ICDM1000 can be controlled by either Hamilton Push-to-Make Retractive Rocker Switches or Hamilton Touch Slave Dimmer Switches or a combination of both.
- Suitable for the control of Tungsten Lamps from 40–1000 watts, dimmable electronic transformers and toroidal transformers from 50–1000VA.
- Designed to be mounted in an accessible well ventilated dry ceiling or loft space.



1 gang 10AX Push-to-Make Retractive Rocker

4 gang Multi-way 250W Touch Slave Dimmer

Hamilton® Ceiling Dimmer

ICDM1000 1000W Ceiling Dimmer



Applications:

Domestic Housing, Office and Commercial

Operating Range:

230V-50Hz/60Hz
40–1000W and 50–1000VA

Product Standards:

This product complies fully to the following standards: EN 61347 and EN 55015.

Technical Insert Reference: **ICDM1000**

Technical Specifications:

Voltage: 230/240V AC
IP Rating: IP 2XD
Ambient Operating Temperature: 0–55°C
Location: Internal use only
Maximum Installation Altitude: 2000 metres

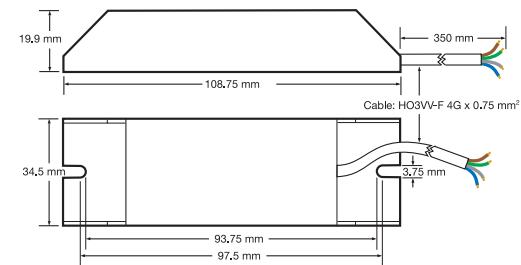
Product Features:

This dimmer is suitable for control of Tungsten Lamps from 40–1000 watts, dimmable electronic transformers and toroidal transformers from 50–1000VA when used with Hamilton Push-to-make Retractive Switches or Hamilton Touch Slave Dimmers or a combination of both (these parameters may vary with other manufacturers products).

- Suitable for 230/240 volt supply 50 or 60 Hz.
- Multi-position control.
- Overload Protection - when an over current is detected the dimmer will switch off and then restart
- Over Temperature Protection - when a temperature is detected that exceeds safe operation limits the dimmer will automatically switch off.
- Soft Start Technology - to provide prolonged long lamp life
- Lamp fade off slowly
- Flicker-free operation



Product Dimensions



Note:

This dimmer is not suitable for Fluorescent Lamps. Do not cut the connecting cable from the dimmer.

Installation:

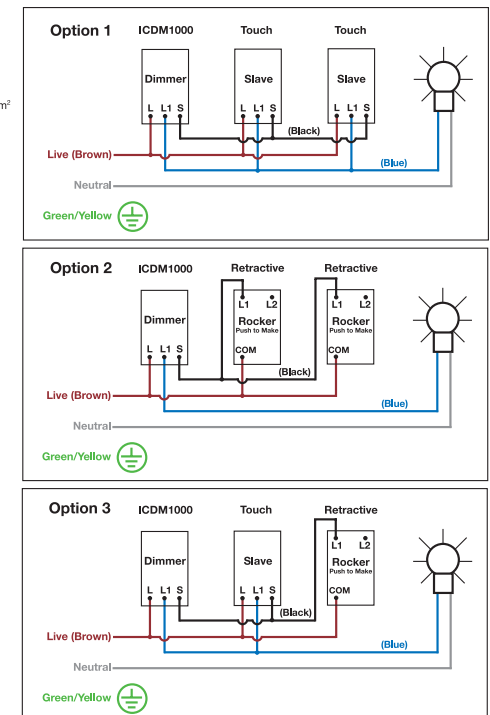
This ceiling dimmer should be installed by a qualified electrician in an accessible well ventilated dry area. It should be clear of any thermal insulation and where more than one dimmer is installed in the same area we recommend a spacing of at least 15 cm between each dimmer unit.

Operation:

A brief press on turns the light on, by keeping your finger pressed on the switch the lights will go through a dimming cycle. When the required level is reached remove the finger from the switch. Another brief press will turn the lights off. Pressing the control point again will bring lights back on at their previous level.

Due to constant changes in regulations etc., user should satisfy themselves there have been no amendments.


Optional Installations



Hamilton Transformers

Practical and efficient dimming solutions for Domestic, Office and Commercial applications

- Mini 60 20-60W and Planet 60 20-60W Electronic Transformers
- DIM 350mA-9W, DIM 350mA-18W and DIM 700mA-18W Dimmable LED Drivers



Hamilton *fashion, finish, function and flexibility*

Hamilton Electronic Transformers

SELV

Applications:

Domestic Housing, Office and Commercial

Product Standards:

This product complies fully to the following standards:

EN 61347-1 EN 55015 EN 61000-3-3
EN 61347-2-13 EN 61000-3-2 EN 61547

Product Features:

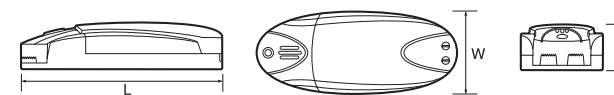
- Electronic transformer for 12V halogen lamps
- Modern design
- Captured terminal screws
- Light weight
- High efficiency (95%)
- Safe no-load operation
- Overload and short circuit protection with self resetting
- Over temperature cut off
- Dimmable with leading or trailing edge technology dimmer
- Thermally stable and shatter-resistant plastic casings
- Simple installation



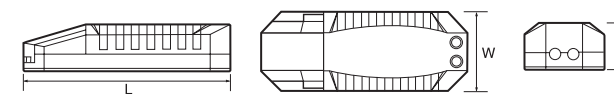
Type	Unit	Mini 60 20-60W	PLANET 60 20-60W
Primary voltage range:	V	230-240	230-240
Frequency:	Hz	50/60	50/60
Input current:	A	0.26	0.26
Secondary voltage:	V	11.5	11.5
Lamp wattage:	W	20-60	20-60
Efficiency:	%	95	95
Power factor: (COS)		0.99	0.99
Input capacitance:	nF	33	0 *See note
Ambient temperature ta:	°C	50	50
Max. Case temperature tc:	°C	80	80
Dimming:		Leading or Trailing Edge	Leading or Trailing Edge
Dimensions: L x W x H	mm	109 x 42 x 24	109 x 42 x 24
Weight:	Grams	80	100
Primary terminal:		2-pole, screw terminal Dia. 3.5mm	3-pole, screw terminal Dia. 3.5mm
Secondary terminal:		2-pole, screw terminal Dia. 3.5mm	2-pole, screw terminal Dia. 3.5mm

*Zero input capacitance to suit most dimmers

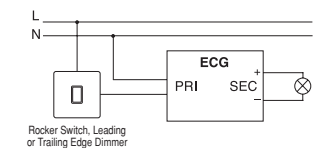
Mini Series



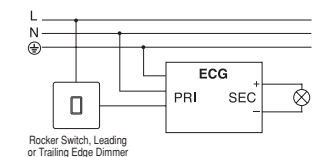
Planet 60



Mini Series Wiring Diagram



Planet 60 Wiring Diagram



Dimmers

It is recommended that this product be used with Hamilton 400 watt Leading Edge or 250 watt Trailing Edge Dimmers.

Due to constant changes in regulations etc., user should satisfy themselves there have been no amendments.

Applications:

Domestic Housing, Office and Commercial

Product Standards:

This product complies fully to the following standards:
 EN 61347-1 EN 55015 EN 61000-3-3
 EN 61347-2-13 EN 61000-3-2 EN 61547

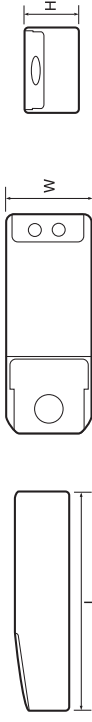
Product Features:

- Dimmable with leading and trailing edge dimmer
- Independent compact design
- Captured terminal screws
- Overheating protection
- SELV equivalent
- Dimming range 1 – 100%
- Constant Current Driver
- Easy press cable lock
- Safe no-load operation
- Overload and short circuit protection
- Simple installation
- Protection Class II

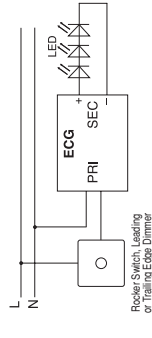


Type	Unit	DIM 350mA-9W	DIM 350mA-18W	DIM 700mA-18W
Input Voltage:	V	220-240	220-240	220-240
Maximum Output:	W	9	18	18
Output Current:	mA	350	350	700
Output Voltage:	V	6-26	6-26	6-26
Power factor: (COS)		0.95	0.95	0.95
Efficiency	%	80	80	80
Ambient temperature (a):	°C	-20 – +50	-20 – +50	-20 – +50
Max. Case temperature (c):	°C	80	80	80
Dimming:		Leading or Trailing Edge	Leading or Trailing Edge	Leading or Trailing Edge
Dimensions: L x W x H	mm	113 x 44 x 28	113 x 44 x 28	113 x 44 x 28
Weight:	Grams	108	108	108

LED Driver Series



LED Driver Series Wiring Diagram



LED DRIVERS: are current control devices that replace the need for resistors.

LED Drivers respond to the changing input voltage while maintaining a constant amount of current (output power) to the LED as its electrical properties change the temperature.

Dimmers

It is recommended that this product be used with Hamilton 400 watt Leading Edge or 250 watt Trailing Edge Dimmers.

Due to constant changes in regulations etc., user should satisfy themselves there have been no amendments.

Head Office and Showroom:

R. Hamilton & Co. Ltd.,
 Quarry Industrial Estate,
 Mere.

Wiltshire BA12 6LA

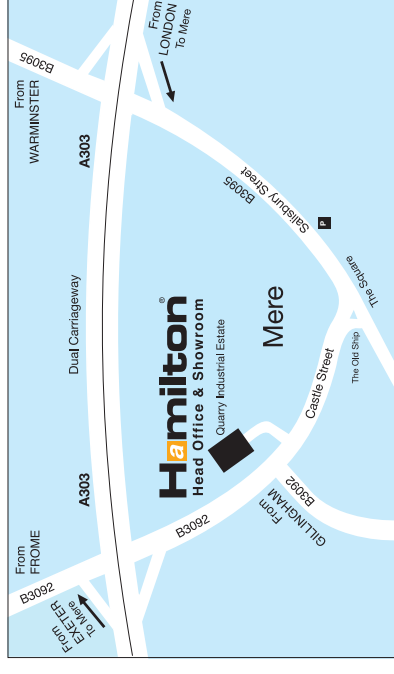
Tel: +44 (0)1747 860088

Fax: +44 (0)1747 861032

Email: info@hamilton-litestat.com

www.hamilton-litestat.com

Please contact to arrange a personal viewing of our extensive range of accessories.



Bristol Showroom:

R. Hamilton & Co. Ltd.,
 Unit 10,

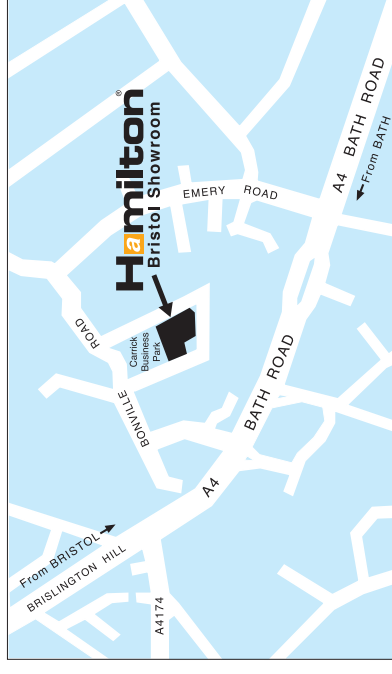
Carrick Business Centre,

7-10 Bonville Road,

Brislington,

Bristol BS4 5NZ

Please contact to arrange a personal viewing of our extensive range of accessories.



London Showroom:

R. Hamilton & Co. Ltd.,
 Product Galleries Location,

Lower Ground Floor J8,

The Building Centre,

26 Store Street,

London WC1E 7BT

Tel: +44 (0)207 692 4000

Opening Hours:

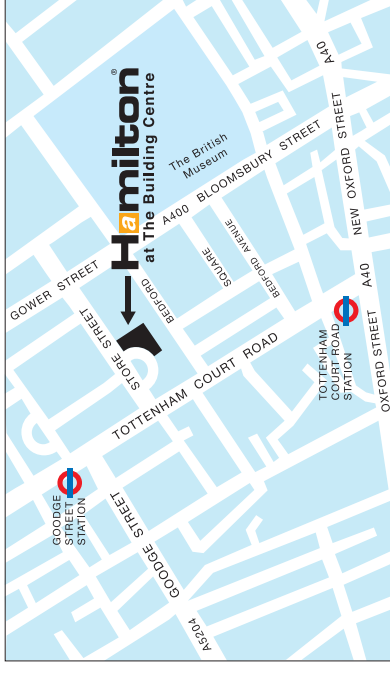
Monday to Friday:

9.30 am - 6.00 pm

Saturday: 10.00 am - 5.00 pm

Closed on Sundays and all Bank

Holidays.



Hamilton Technical Specification

ROCKER SWITCHES/KEY SWITCHES

CATEGORY:

10AX ROCKER SWITCH

Current Rating: 10AX
Max Load: 10 Amp inductive

Technical Insert Ref: Description:

R21	1 gang 10AX 2 way Rocker
R22	2 gang 10AX 2 way Rocker
R23	3 gang 10AX 2 way Rocker
R24	4 gang 10AX 2 way Rocker
R26	6 gang 10AX 2 way Rocker
R31	1 gang 10AX Intermediate Rocker
R32	2 gang 10AX Intermediate Rocker
RRT	1 gang 10AX Push to Make Retractive Rocker
GRRT	1 gang 10AX PTM/PTB Retractive Rocker

GRID-IT 10AX ROCKER SWITCH MODULES

GRR2W	1 gang 10AX Retractive 2 way and Off Rocker
GR21	1 gang 10AX 2 way Rocker
GRRT	1 gang 10AX PTM/PTB Retractive Rocker

GRID-IT 20AX ROCKER SWITCH MODULES

Current Rating: 20AX
Max Load: 20 Amp inductive

GR2WO	1 gang 20AX Non-Retractive 2 way & Off Rocker
GR212	1 gang 20AX 2 way Rocker
GR312	1 gang 20AX Intermediate Rocker

20AX ROCKER SWITCH

Current Rating: 20AX
Max Load: 20 Amp inductive

Technical Insert Ref: Description:

R212	1 gang 20AX 2 way Rocker
R222	2 gang 20AX 2 way Rocker
R232	3 gang 20AX 2 way Rocker
R242	4 gang 20AX 2 way Rocker
R312	1 gang 20AX Intermediate Rocker
R322	2 gang 20AX Intermediate Rocker

20AX KEY SWITCH

K21	1 gang 20AX 2 way Key Switch
KEL	1 gang 20AX 2 way Key Switch "EMG LTG TEST"

GRID-IT 20AX KEY SWITCH MODULE

GK21	1 gang 20AX 2 way Key Switch
GKEL	1 gang 20AX 2 way Key Switch "EMG LTG TEST"

Note: For Double Pole Key Switch please see the Double Pole Switch page.

TECHNICAL SPECIFICATION:

Voltage: 220/250V AC
IP Rating: IP2XD
Switched Poles: Single
Contact Gap Minimum: 3mm
Product Class 1: Must be earthed
GRID-IT Product Class 1: Face plate must be earthed

Ambient Operating Temperature: -5 to +40 C
Location: Internal Use Only
Max Installation Altitude: 2000m

STANDARDS:

BS EN ISO Standard: BS EN 60669-1

TERMINAL CAPACITY:

	1mm ²	1.5mm ²	2.5mm ²	4mm ² Multi-Strand	6mm ²
Terminal Capacity 10AX	5	4	1	1	1
Earth Terminal Capacity 10AX	5	4	3	1	1
Terminal Capacity 20AX	5	4	2	2	1
Earth Terminal Capacity 20AX	6	5	3	2	1

Fixing Centres:

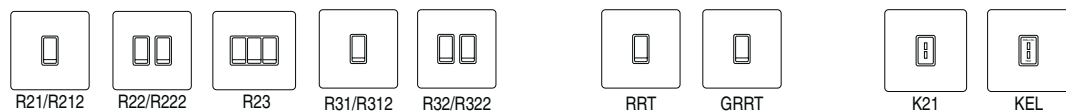
2 WAY ROCKER

INTERMEDIATE ROCKER

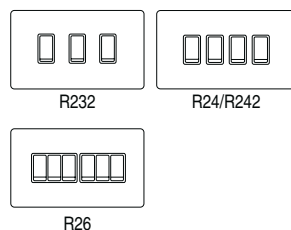
PUSH TO MAKE ROCKER

KEY SWITCH

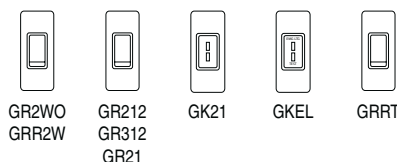
60.3mm



120.6mm



GRID-IT SWITCH INSERTS Fits 1 Grid-IT aperture



Hamilton Technical Specification

TOGGLE AND BELL PUSH SWITCHES

CATEGORY:

20AX TOGGLE SWITCH

Current Rating: 20AX
Max Load: 20 Amp inductive

Technical Insert Ref: Description:

T21	1 gang 20AX 2 way Toggle
T22	2 gang 20AX 2 way Toggle
T23	3 gang 20AX 2 way Toggle
T24	4 gang 20AX 2 way Toggle
T31	1 gang 20AX Intermediate Toggle
T32	2 gang 20AX Intermediate Toggle Only available in the Bloomsbury Range
TDP	1 gang 20AX Double Pole Toggle *Switched Poles: Double

10AX RETRACTIVE TOGGLE SWITCH

Current Rating: 10AX
Max Load: 10 Amp inductive

Technical Insert Ref: Description:

TRT	1 gang 10AX Push to Make/Break Retractive Toggle
-----	---

6AMP BELL PUSH SWITCH Only available in the Bloomsbury range

Current Rating: 6 Amp
Max Load: 6 Amp

Technical Insert Ref: Description:

BPM	1 gang 240V AC6A Bell Push
-----	----------------------------

TECHNICAL SPECIFICATION:

Voltage: 220/250V AC
IP Rating: IP2XD
Switched Poles: Single*
Contact Gap Minimum: 3mm
Product Class 1: Must be earthed
Ambient Operating Temperature: -5 to +40 C

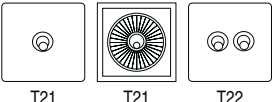
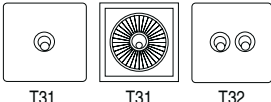
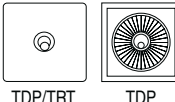

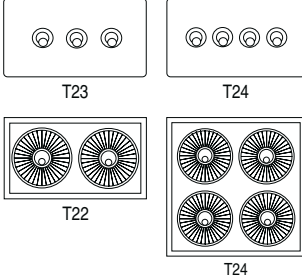
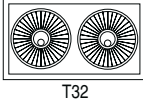
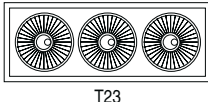

Location: Internal Use Only
Max Installation Altitude: 2000m

STANDARDS:

BS EN ISO Standard:
 Toggle Switch BS EN 60669-1
 Bell Push BS EN 60669-1

TERMINAL CAPACITY:

	1mm ²	1.5mm ²	2.5mm ²	4mm ² Multi-Strand	6mm ²
Terminal Capacity	5	4	2	2	1
Earth Terminal Capacity	6	5	3	2	1

Fixing Centres:	2 WAY TOGGLE	INTERMEDIATE TOGGLE	DOUBLE POLE & RETRACTIVE	BELL PUSH SWITCH
60.3mm	 <p>T21 T21 T22</p>	 <p>T31 T31 T32</p>	 <p>TDP/TRT TDP</p>	 <p>BPM</p>
120.6mm	 <p>T23 T24</p> <p>T22 T24</p>	 <p>T32</p>		
182mm	 <p>T23</p>			 <p>Bloomsbury Range</p>

Hamilton Technical Specification

DOUBLE POLE ROCKER SWITCHES/KEY SWITCHES

CATEGORY:

20AX DOUBLE POLE ROCKER SWITCH

Current Rating: 20AX
Max Load: 20 Amp inductive

Technical Insert Ref: Description:

DP 1 gang 20AX Double Pole Rocker
 DPN 1 gang 20AX Double Pole Rocker + Neon
 DPNC 1 gang 20AX Double Pole Rocker + Neon
 + Cable Outlet

GRID-IT 20AX DOUBLE POLE ROCKER SWITCH MODULE

GDP 1 gang 20AX Double Pole Rocker

GRID-IT 20AX DP KEY SWITCH MODULE

GKDP 20AX Double Pole Key Switch

45 AMP DOUBLE POLE ROCKER SWITCH

Current Rating: 45 Amp
Max Load: 45 Amp

Technical Insert Ref: Description:

45 1 gang 45A Double Pole Red Rocker
 45N 1 gang 45A Double Pole Red Rocker + Neon
 45V 1 gang 45A Double Pole Red Rocker + Neon,
 Vertically Mounted

45 AMP ROCKER SWITCH WITH 13AMP SOCKET

Current Rating: Switch 45 Amp/Socket 13 Amp
Max Load: Switch 45 Amp/Socket 13 Amp

Technical Insert Ref: Description:

45SS1 1 gang 45A Double Pole Red Rocker +
 Neon + 13A Switched Socket

TECHNICAL SPECIFICATION:

Voltage: 220/250V AC
IP Rating: IP2XD
Switched Poles: Double
Contact Gap Minimum: 3mm
Product Class 1: Must be earthed
GRID-IT Product Class 1: Face plate must
 be earthed
Ambient Operating Temperature: -5 to +40 C

Location: Internal Use Only
Max Installation Altitude: 2000m

STANDARDS:

BS EN ISO Standard:
 20AX/45Amp Double Pole Rocker BS EN 60669-1
 Double Pole Rocker with Socket BS 4177

TERMINAL CAPACITY:

	1mm ²	1.5mm ²	2.5mm ²	4mm ² Multi-Strand	6mm ²	10mm ²	16mm ²
20AX Terminal Capacity			3	2	1		
20AX Earth Terminal Capacity	6	5	3	2	1		
45Amp Terminal Capacity					3	2	1
45Amp Earth Terminal Capacity					3	2	1
GDP/GKDP Terminal Capacity	5	4	2	1	1		
GDP/GKDP Earth Terminal Capacity	6	5	3	2	1		

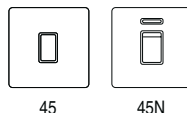
Fixing Centres:

60.3mm
DPNC Cable Outlet
Size: Min 0.75mm²
 Max 2.5mm²

20AMP DP ROCKER SWITCH



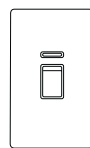
45AMP DP ROCKER SWITCH



GRID-IT MODULE Fits 1 Grid-IT aperture

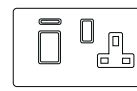


120.6mm



45V
 Vertically mounted

DP ROCKER WITH SOCKET



45SS1

Hamilton[®] Technical Specification

TRIPLE POLE FAN ISOLATOR

CATEGORY:

FAN ISOLATOR

Technical Insert Ref: Description:

TP 1 gang 10A Triple Pole Fan Isolator

TECHNICAL SPECIFICATION:

Current Rating:	10 Amp	Location:	Internal Use Only
Voltage:	220/250V AC	Max Installation Altitude:	2000m
IP Rating:	IP2XD	STANDARDS:	
Max Load:	10 Amp Resistive	BS EN ISO Standard:	BS EN 60669-1
Switched Poles:	Triple		
Contact Gap Minimum:	3mm		
Product Class 1:	Must be earthed		
Ambient Operating Temperature:	-5 to +40 C		

TERMINAL CAPACITY:

	1mm ²	1.5mm ²	2.5mm ²	4mm ² Multi-Strand	6mm ²
Terminal Capacity	5	4	1	1	1
Earth Terminal Capacity	5	4	3	1	1

Fixing Centres: TRIPLE POLE FAN ISOLATOR

60.3mm



TP

Hamilton Technical Specification

HOTEL CARD SWITCHES

CATEGORY:

HOTEL CARD SWITCH

Current Rating: 10A (6AX)
Max Load: 10 Amp (6 Amp inductive)
Technical Insert Ref: Description:
 C11 1 gang 10A (6AX) On/Off with Blue LED Locator
 Suitable for 44mm and 54mm width key cards

EUROFIX CARD SWITCH

MOD-C11 1 gang 10A (6AX) On/Off with Blue LED Locator
 Suitable for 44mm and 54mm width key cards

KNX BUS SYSTEM HOTEL CARD SWITCH

Current Rating: N/A
Max Load: N/A
Technical Insert Ref: Description:
 CKNX 1 gang 12-24V AC/DC +/-10% On/Off with Blue LED Locator
 Suitable for 44mm and 54mm width key cards

EUROFIX KNX BUS SYSTEM CARD SWITCH

MOD-CKNX 1 gang 12-24V AC/DC +/-10% On/Off with Blue LED Locator
 Suitable for 44mm and 54mm width key cards

TECHNICAL SPECIFICATION:

Voltage: 220/250V AC
KNX Voltage: 12-24V AC/DC
IP Rating: IP2XD
Switched Poles: Single
Contact Gap Minimum: 3mm
Product Class 1: Must be earthed
Eurofix Product Class 1: Face plate must be earthed

Ambient Operating Temperature: -5 to +40 C
Location: Internal Use Only
Max Installation Altitude: 2000m

STANDARDS:

BS EN ISO Standard: BS EN 60669-2-3

TERMINAL CAPACITY:

	1mm ²	1.5mm ²	2.5mm ²	4mm ² Multi-Strand	6mm ²
Terminal Capacity	3	2	1		
Earth Terminal Capacity	5	4	3	1	1

Fixing Centres:

CARD SWITCH/KNX

GRID-IT CARD SWITCH/KNX

60.3mm



C11/CKNX

Fits into one Euro2 aperture



MOD-C11
MOD-CKNX

Hamilton Technical Specification

SWITCHED SOCKETS

CATEGORY:

SWITCHED SOCKETS

Technical Insert Ref: Description:

SS1	1 gang 13A Double Pole Switched Socket
SS2	2 gang 13A Double Pole Switched Socket

GRID-IT SWITCHED SOCKETS MODULES

Technical Insert Ref: Description:

GSS1	1 gang 13A Double Pole Switched Socket
GSS2	2 gang 13A Double Pole Switched Socket

TECHNICAL SPECIFICATION:

Current Rating:	13 Amp
Voltage:	220/250V AC
IP Rating:	IP2XD
Max Load:	13 Amp
Switched Poles:	Double
Contact Gap Minimum:	3mm
Product Class 1:	Must be earthed
GRID-IT Product Class 1:	Face plate must be earthed

Ambient Operating Temperature:	-5 to +40 C
Location:	Internal Use Only
Max Installation Altitude:	2000m

STANDARDS:

BS EN ISO Standard:	BS 1363-2 Inc. amendment 1,2,3
ASTA Licence No:	1046 (Box fix only)

TERMINAL CAPACITY:

	2.5mm ²	4mm ²	6mm ² Multi-Strand	10mm ²
Terminal Capacity	4	3	2	1
Earth Terminal Capacity	4	3	2	1

Fixing Centres:

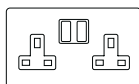
13A SWITCHED SOCKETS

60.3mm



SS1

120.6mm



SS2

Fixing Centres:

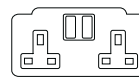
GRID-IT SWITCHED SOCKETS MODULES

60.3mm grid to wall box
49.2mm plate to grid



GSS1

120.6mm grid to wall box
106.5mm plate to grid



GSS2

Hamilton Technical Specification

UNSWITCHED SOCKETS

CATEGORY:

2A UNSWITCHED SOCKETS AND FLOOR SOCKETS

Current Rating: 2 Amp

Max Load: 2 Amp

Technical Insert Ref: Description:

US2 1 gang 2A Unswitched Socket

5A UNSWITCHED SOCKETS AND FLOOR SOCKETS

Current Rating: 5 Amp

Max Load: 5 Amp

Technical Insert Ref: Description:

US5 1 gang 5A Unswitched Socket

13A UNSWITCHED SOCKETS AND FLOOR SOCKETS

Current Rating: 13 Amp

Max Load: 13 Amp

Technical Insert Ref: Description:

US13 1 gang 13A Unswitched Socket

US99 2 gang 13A Unswitched Socket

EUROFIX 13A UK UNSWITCHED SOCKET MODULE

MOD-ENG13A 1 gang 13A UK Unswitched Socket

TECHNICAL SPECIFICATION:

Voltage: 220/250V AC
IP Rating: IP2XD
Switched Poles: None
Contact Gap Minimum: None
Product Class 1: Must be earthed
Ambient Operating Temperature: -5 to +40 C

Location: Internal Use Only
Max Installation Altitude: 2000m

STANDARDS:

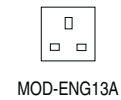
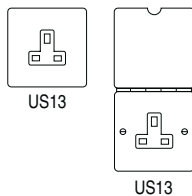
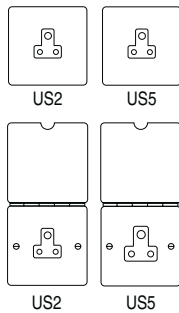
BS EN ISO Standard:
 2A and 5A Unswitched BS 546
 13A Unswitched BS 1363-2

TERMINAL CAPACITY:

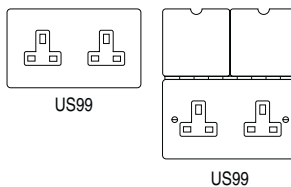
	1mm ²	1.5mm ²	2.5mm ²	4mm ²	6mm ² Multi-strand	10mm ²
2A and 5A Terminal Capacity	5	4	2	1		
2A and 5A Earth Terminal Capacity	5	4	2	1		
13A Terminal Capacity			5	3	2	1
13A Earth Terminal Capacity			5	3	2	1

Fixing Centres: 2A & 5A UNSWITCHED SOCKETS 13A UNSWITCHED SOCKETS EUROFIX UNSWITCHED SOCKET MODULE

60.3mm



120.6mm



Hamilton Technical Specification

INTERNATIONAL UNSWITCHED SOCKETS

CATEGORY:

AMERICAN SOCKETS - NEMA 5

Current Rating: 15 Amp
Max Load: 15 Amp
Voltage: 110V AC

Technical Insert Ref: Description:

5258 1 gang 15A Unswitched American Socket
 5320 2 gang 15A Unswitched American Socket

EUROFIX AMERICAN SOCKET MODULE

MOD-USA 15A 1 gang 15A Unswitched American Socket

EUROFIX UNIVERSAL SOCKET MODULE

Current Rating: 13 Amp
Max Load: 13 Amp

MOD-UNI 13A 1 gang 13A Universal Unswitched Socket

SCHUKO SOCKETS - CE7/4 AND FLOOR SOCKET

Current Rating: 10/16 Amp
Max Load: 16 Amp
Voltage: 220/250V AC

Technical Insert Ref: Description:

6126 1 gang 16A Unswitched German Sockets
 26126 2 gang 16A Unswitched German Sockets

EUROFIX GERMAN SOCKET MODULE

MOD-GER16A 1 gang 16A Unswitched German Socket

TECHNICAL SPECIFICATION:

IP Rating: IP2XD
Switched Poles: None
Contact Gap Minimum: None
Product Class 1: Face plate must be earthed

Ambient Operating Temperature: -5 to +40 C
Location: Internal Use Only
Max Installation Altitude: 2000m

STANDARDS:

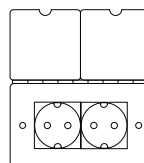
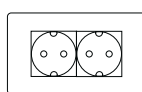
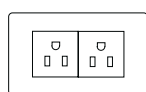
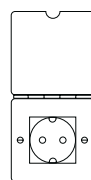
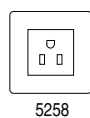
BS EN ISO Standard: BS 5733
 IEC 60884-1

TERMINAL CAPACITY:

	2.5mm ²	4mm ²	6mm ² Multi-stranded	10mm ²
13A and 16A Socket	3	3	2	1
15A Universal Socket Module	3	2	1	

Fixing Centres:

	AMERICAN SOCKETS	SCHUKO SOCKETS	SCHUKO FLOOR SOCKETS	SOCKET MODULES
60.3mm	5258	6126*	6126*	MOD-USA MOD-UNIV* MOD-GER16A*
120.6mm	5320	26126*	26126*	*Requires 47mm deep mounting box



Information relating to usage for non-uk sockets

- It is permissible to sell and/or install non-UK BS type power sockets in the United Kingdom.
- It is the responsibility of the electrical contractor/installer to ensure that these products are installed correctly.
- The installation must be signed off by a qualified installer as a deviation to BS7671 wiring regulations.
- As these products fall outside the standards specified within the wiring regulations, additional measures must be taken to ensure safe, appropriate installation is effected.

Hamilton Technical Specification

DUAL VOLTAGE SHAVER SOCKET

CATEGORY:

SHAVER SOCKET

Technical Insert Ref: Description:

SHS Shaver Dual Voltage Unswitched Socket (Vertically Mounted)

TECHNICAL SPECIFICATION:

Current Rating: 20VA
Voltage: 220/250V AC
Max Load Output: 115/230V
Max Load Input: 200/250V
IP Rating: IP2XD
Switched Poles: None
Contact Gap Minimum: None
Product Class 1: Must be earthed

Ambient Operating Temperature: -5 to +40 C
Location: Internal Use Only
Max Installation Altitude: 2000m

STANDARDS:

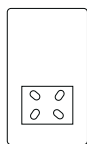
BS EN ISO Standard: BS EN 61558
 BS 4573

TERMINAL CAPACITY:

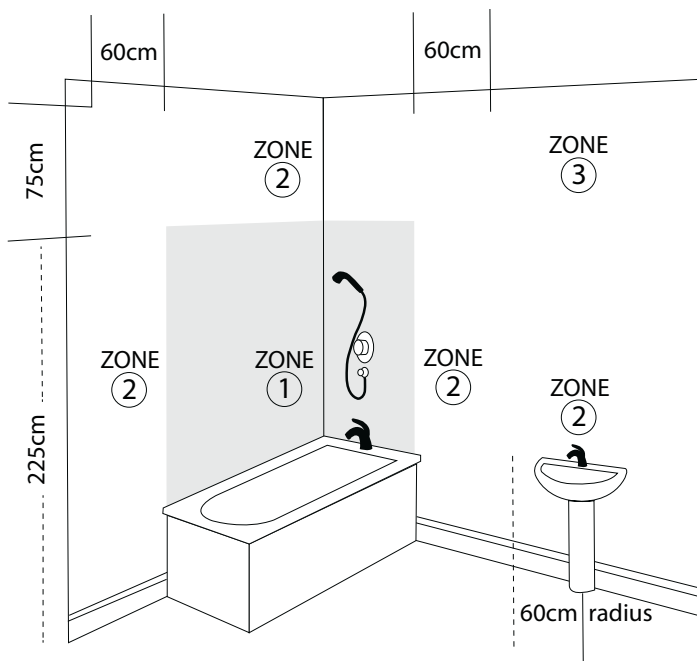
	1mm ²	1.5mm ²	2.5mm ²	4mm ² Multi-Strand	6mm ²
Terminal Capacity	5	4	3	2	1
Earth Terminal Capacity	9	6	4	2	1

Fixing Centres: SHAVER SOCKET

120.6mm
Vertically mounted



SHS



Bathroom Safety

Note: Generally, shaver sockets won't have an IP (ingress protection) rating, but if they comply with BS EN 61558 they can safely be installed in zone 2 - as long as they are away from the bath or shower unit and are unlikely to come into contact with shower spray.

Hamilton Technical Specification

UNSWITCHED SOCKETS Plus EURO4 aperture

CATEGORY:

MEDIA PLATE

Technical Insert Ref: Description:

MED1	Media plate, Euro4 Apertured with 2 x 13A Unswitched Socket
MED2	Media plate, Euro4 Apertured with 4 x 13A Unswitched Socket

SPECIAL NOTE : When mains voltage and telecom/data/TV are mixed on the same plate a suitable phase barrier **MUST** be used in the wall box to shield the mains.

TECHNICAL SPECIFICATION:

Current Rating:	13 Amp
Voltage:	220/250V AC
Max Load Output:	13 Amp Socket
IP Rating:	IP2XD
Switched Poles:	None
Contact Gap Minimum:	None
Product Class 1:	Must be earthed

Ambient Operating Temperature:	-5 to +40 C
Location:	Internal Use Only
Max Installation Altitude:	2000m

STANDARDS:

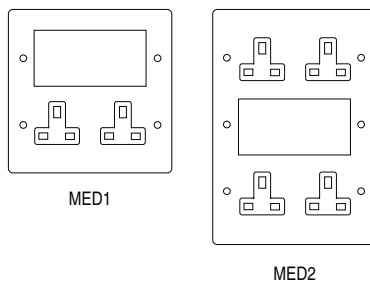
BS EN ISO Standard:	(Socket) BS 1363-2
----------------------------	--------------------

TERMINAL CAPACITY:

	2.5mm ²	4mm ²	6mm ² Multi-Strand	10mm ²
Terminal Capacity	5	3	2	1
Earth Terminal Capacity	5	3	2	1

Fixing Centres: **MEDIA PLATES** EURO4 Apertured with 13A Unswitched Socket

120.6mm



Hamilton Technical Specification

CONNECTION UNITS

CATEGORY:

SWITCHED FUSED CONNECTION UNIT

Technical Insert Ref: Description:

SP	1 gang 13A Double Pole Fused Spur
SPN	1 gang 13A DP Fused Spur + Neon
SPNC	1 gang 13A DP Fused Spur + Neon + Cable Outlet

13A FUSE WITH RED NEON HALO

FN	1 gang 13A Fuse with Red Neon Halo
----	------------------------------------

GRID-IT 13A FUSE WITH NEON HALO MODULE

GFN	13A Fuse with Neon Halo
-----	-------------------------

CABLE OUTLET

Current Rating: 20 Amp
Max Load: 20 Amp
Switched Poles: None
Contact Gap Min: None

Technical Insert Ref: Description:

CO	Cable Outlet
----	--------------

GRID-IT CABLE OUTLET MODULE

GC20	Cable Outlet
------	--------------

UNSWITCHED CONNECTION UNIT

Switched Poles: None
Contact Gap Min: None

Technical Insert Ref: Description:

FO	1 gang 13A Fuse Only
FOC	1 gang 13A Fuse + Cable Outlet

TECHNICAL SPECIFICATION:

Current Rating: 13 Amp
Voltage: 220/250V AC
Max Load: 13 Amp
IP Rating: IP2XD
Switched Poles (SP, SPN, SPNC): Double
Contact Gap Minimum: 3mm
Product Class 1: Must be earthed
Grid-IT Product Class 1: Face plate must be earthed
Ambient Operating Temperature: -5 to +40 C

Cable Outlet Size Flexible: Min 0.75mm²
 Max 2.5mm²
Location: Internal Use Only
Max Installation Altitude: 2000m

STANDARDS:

BS EN ISO Standard:
 Switched Fuse/Unswitched Fuse with halo BS 1363-4
 Fuse with halo BS 5733
 Fuse with halo + fuselink BS 5733 and BS1362
 Cable outlet BS 5733

TERMINAL CAPACITY:

	1mm ²	1.5mm ²	2.5mm ²	4mm ² Multi-Strand	6mm ²
Switched/Fuse + Halo Terminal Capacity			3	2	1
Switched/Fuse + Halo Earth Terminal Capacity	6	5	3	2	1
Cable Outlet Terminal Capacity	5	4	2	2	
Cable Outlet Earth Terminal Capacity	6	5	3	2	1
FO/FOC Terminal Capacity	5	4	3	1	1
FO/FOC Earth Terminal Capacity	6	5	3	2	1

Fixing Centres:

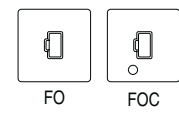
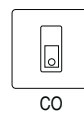
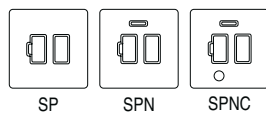
SWITCHED FUSE

FUSE WITH HALO

CABLE OUTLET

FUSE UNIT

60.3mm



Fits one Grid-IT aperture



Hamilton Technical Specification

TELEVISION COAXIAL AND DATA SOCKETS

CATEGORY:

TV/DATA/TELEPHONE SOCKETS AND FLOOR SOCKETS

Technical Insert Ref: Description:

TV	1 gang Non-Isolated Television 1 In/1 Out
TV2	2 gang Non-Isolated Television 2 In/2 Out
TVFM	Isolated TV/FM Diplexer 1 In/2 Out
TVI	1 gang Isolated Television 1 In/1 Out
TVSAT	2 gang Non-Isolated TV + Satellite 2 In/2 Out
SATN	1 gang Non-Isolated Satellite
SATI	1 gang Isolated Satellite
J12	1 gang RJ12 Outlet Unshielded
2J12	2 gang RJ12 Outlet Unshielded
J45	1 gang RJ45 CAT 5E Outlet Unshielded
2J45	2 gang RJ45 CAT 5E Outlet Unshielded
TCS	1 gang Telephone Slave
TCM	1 gang Telephone Master

EUROFIX TV/DATA/TELEPHONE SOCKET MODULES

Technical Insert Ref: Description:

MOD-TV	1 gang Non-Isolated TV 1 In/1 Out
MOD-TV1	1 gang Isolated TV 1 In/1 Out
MOD-TVFM	Isolated TV/FM Diplexer 1 In/2 Out
MOD-SATI	1 gang Isolated Satellite
MOD-SATN	1 gang Non-Isolated Satellite
MOD-J12	1 gang RJ12 Outlet Unshielded
MOD-J45-C5	1 gang RJ45 CAT 5E Outlet Unshielded
MOD-J45-C6	1 gang RJ45 CAT 6 Outlet Unshielded
MOD-J45-C6S	1 gang RJ45 CAT 6S Outlet Shielded
MOD-TCS	1 gang Telephone Slave
MOD-TCM	1 gang Telephone Master

MOD-CAT6A and MOD-CAT7 are available on request

TECHNICAL SPECIFICATION:

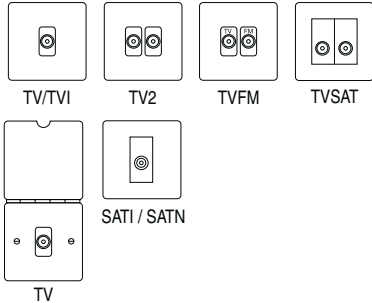
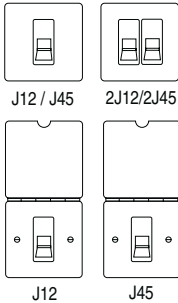
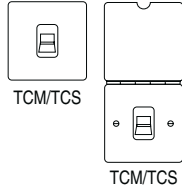
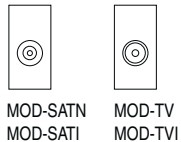


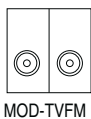
IP Rating:	IP2XD
Product Class 1:	Face plate must be earthed (ref BS7671 415.2.1)
Ambient Operating Temperature:	-5 to +40 C
Location:	Internal Use Only
Max Installation Altitude:	2000m

Note: Mains operated and extra low voltage products must not be installed in the same face plate aperture. When installing within the same back box phase barriers MUST be used to separate the two voltages. See BS 7671 Wiring regulations for further details.

Note for SATI only: Isolated F-type satellite outlet, where a DC signal back to the LNB unit on the satellite dish is not required.

TERMINAL CAPACITY:

	1mm ²	1.5mm ²	2.5mm ²	4mm ² Multi-Strand	6mm ²
Earth Terminal Capacity	5	4	3	1	1

Fixing Centres:	TELEVISION COAXIAL	DATA OUTLETS	TELEPHONE SOCKET
60.3mm	 <p>TV/TVI TV2 TVFM TVSAT</p> <p>SATI / SATN</p> <p>TV</p>	 <p>J12 / J45 2J12/2J45</p> <p>J12 J45</p>	 <p>TCM/TCS</p> <p>TCM/TCS</p>
Fits one Euro1 aperture	 <p>MOD-SATN MOD-TV MOD-SATI MOD-TV1</p>	 <p>MOD-J12 MOD-J45-C6 MOD-J45-C5 MOD-J45-C6S</p>	 <p>MOD-TCM MOD-TCS</p>
Fits one Euro2 aperture	 <p>MOD-TVFM</p>		

Hamilton Technical Specification

DIGITAL TELEVISION SOCKETS - Screened Non-Isolated, DAB compatible

CATEGORY:

DIGITAL TV COAXIAL SOCKETS

Technical Insert Ref: Description:

DENT	Non-Isolated TV/FM/Satellite 1/Satellite 2 Quadplex 2 In/ 4 Out
DSAT+	Non-Isolated TV/FM/Satellite 1/Satellite 2 Quadplex 2 In/ 4 Out + TVF + TCS
DTRID	Non-Isolated TV/FM/Satellite Triplexer 1 In/3 Out
DSAT	1 gang Non-Isolated Satellite
DTVf	1 gang Non-Isolated TV (female)
DTVM	1 gang Non-Isolated TV (male)

EUROFIX MODULES

Technical Insert Ref: Description:

MOD-DENT	Non-Isolated TV/FM/Satellite 1/Satellite 2 Quadplex 2 In/ 4 Out
MOD-DSAT	1 gang Non-Isolated Satellite
MOD-DTRID	Non-Isolated TV/FM/Satellite Triplexer 1 In/3 Out
MOD-DTVf	1 gang Non-Isolated TV (female)
MOD-DTVM	1 gang Non-Isolated TV (male)

TECHNICAL SPECIFICATION:

IP Rating:	IP2XD
Product Class 1:	Must be earthed (ref BS7671 415.2.1)
Ambient Operating Temperature:	-5 to +40 C
Location:	Internal Use Only
Max Installation Altitude:	2000m

Note: Mains operated and extra low voltage products must not be installed in the same face plate aperture. When installing within the same back box phase barriers MUST be used to separate the two voltages. See BS 7671 Wiring regulations for further details.

TERMINAL CAPACITY:

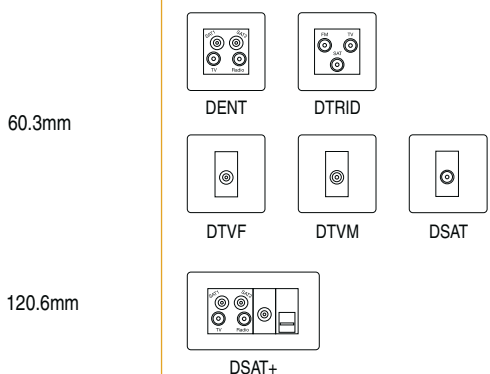
	1mm ²	1.5mm ²	2.5mm ²	4mm ² Multi-Strand	6mm ²
Earth Terminal Capacity	5	4	3	1	1

FREQUENCIES:

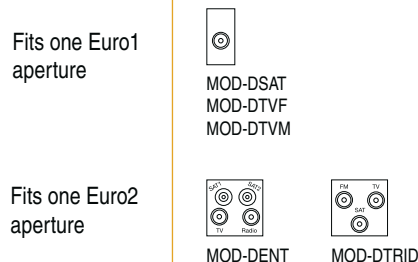
Module	Frequency 1	Frequency 2	Frequency 3	Frequency 4
DTVM	FM DC			
DSAT	SAT DC			
DTVf	TV DC			
DENT/DTRID/DSAT+	TV	FM	SAT DC	
	5-68 MHz	125-860 MHz	950-2200 MHz	
	88-108 MHz			
DSAT+	TV DC			
	5-2200 MHz			

Fixing Centres:

DIGITAL TELEVISION SOCKETS



EUROFIX DIGITAL TV SOCKET MODULES



Hamilton Technical Specification

EUROFIX AV/AUDIO/HDMI

CATEGORY:

EUROFIX AV/AUDIO/HDMI SOCKETS

Technical Insert Ref: Description:

MOD-BAN2	2 x Gold Binding Post Socket*
MOD-HDMI	HDMI Chassis Mounted Socket Type A* (Female Mounted, Female Free)
MOD-MP3	3.5mm Stereo Socket (MP3) Screened*
MOD-RCA1	1 x Gold Phone/Audio Socket**
MOD-RCA2	2 x Gold Phone/Audio Socket**
MOD-RCA3	3 x Gold Composite Video/Audio**
MOD-USBAFF	USB2 Panel Mounted Socket Type A* (Female Mounted, Female Free)
MOD-USBAFM	USB2 Panel Mounted Socket Type A* (Female Mounted, Male Free)

EUROFIX AV/AUDIO/HDMI SOCKETS

Technical Insert Ref: Description:

MOD-DIN25	D-Range PC Socket 25 Pin*
MOD-DIN9	D-Range PC Socket 9 Pin*
MOD-SVGA	D-Range SVGA Socket 15 Pin*

Current Rating: 15 Amp
Voltage: 120VAC

MOD-XLR Latching Audio Connector 3 Pin XLR Socket*

TECHNICAL SPECIFICATION:

IP Rating:	IP2XD
Ambient Operating Temperature:	-5 to +40 C* -25 to +70 C**
Location:	Internal Use Only
Max Installation Altitude:	2000m

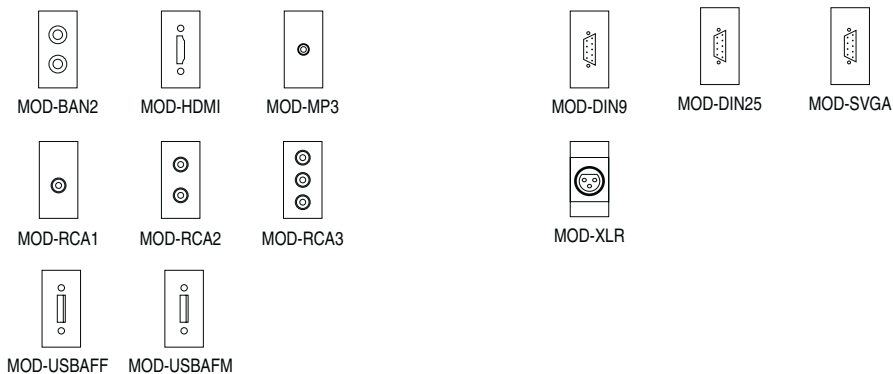
Note: Mains operated and extra low voltage products must not be installed in the same face plate aperture. When installing within the same back box phase barriers MUST be used to separate the two voltages. See BS 7671 Wiring regulations for further details.

	Current Rating	Voltage
Eurofix D-range sockets	7.5amps per contact	300V
Eurofix Latching Audio Connector	15amp	120V AC

EUROFIX AV/AUDIO/HDMI MODULES

EUROFIX AUDIO SOCKET MODULES

Fits a Euro1 aperture



Hamilton Technical Specification

EUROFIX USB CHARGER MODULE

CATEGORY:

EUROFIX USB CHARGER MODULE

Technical Insert Ref: Description:

MOD-USB Eurofix USB Charger Module

TECHNICAL SPECIFICATION:

Current Rating (at full load):	0.3A Single 0.6A Twin	Product Class 1:	Must be earthed
Current Rating (at standby):	1.3m A Single 2.5m A Twin	Ambient Operating Temperature:	0 to +40 C
Voltage:	220/250V AC 47-53Hz	Location:	Internal Use Only
Max Load Output:	1.0A per socket	Max Installation Altitude:	2000m
Output Voltage:	5Vdc ± 5%	STANDARDS:	
Contact Gap Minimum:	5mm	BS EN ISO Standard:	BS EN 60950-1 BS EN 61000-6-1

	1.0mm ²	1.5mm ²	2.5mm ²
Terminal Capacity	2	2	1

EUROFIX USB CHARGER MODULE

Fits a Euro1 aperture



MOD-USB

Hamilton Technical Specification

LEADING EDGE DIMMER INFORMATION

NOTES FOR DIMMERS

Note A	Tungsten filament GU10 lamps must be branded with a fuse base.
Note B	When using mains voltage halogen lamps - dimmers should be de-rated by 25%.
Note C	When using mains voltage halogen load transformers - maximum rating is 210VA.
Note D	To only be used with Touch Master Dimmers.
Note E	When dimming LED lamps de-rated by 75% - please contact our Technical Department for compatibility.

Leading Edge Resistive Dimmers - METAL PLATES

Number of dimmer switches per plate	Nominal plate size mm	Dimmer type	Max plate load W (Watts)	Lamp type				
				Tungsten Filament including halogen		Linea Halogen	GU10 LED	
				Min	Max	Max	Min	Max
1	88x88	1 x 40	400	40	400	300	10	100
2	88x88	2 x 40	600	40	300	300	10	100
3	88x146	3 x 40	1200	40	400	300	10	100
4	88x146	4 x 40	1200	40	300	250	10	100
6	150x150	6 x 40	1800	40	300	250	10	100
8	150x150	8 x 40	1800	40	300	250	10	100
9	150x210	9 x 40	2250	40	250	250	10	100
12	150x210	12 x 40	2250	40	200	150	10	100
12	210x280	12 x 40	3600	40	300	200	10	100
16	210x280	16 x 40	3600	40	225	200	10	100
1	88x88	1 x 60	600	100	600	450	15	150
1	88x146	1 x 1K	1000	150	1000	750	25	250

Leading Edge Resistive Dimmers - WOOD PLATES

Number of dimmer switches per plate	Nominal plate size mm	Dimmer type	Max plate load W (Watts)	Lamp type				
				Tungsten Filament including halogen		Linea Halogen	GU10 LED	
				Min	Max	Max	Min	Max
1	88x88	1 x 40	400	40	400	300	10	100
2	88x146	2 x 40	600	40	300	300	10	100
3	88x146	3 x 40	900	40	300	300	10	100
4	88x146	4 x 40	1000	40	250	200	10	100
6	150x150	6 x 40	1200	40	200	200	10	100
9	150x210	9 x 40	1800	40	200	200	10	100

Leading Edge Resistive Dimmers - PLASTIC PLATES

Number of dimmer switches per plate	Nominal plate size mm	Dimmer type	Max plate load W (Watts)	Lamp type				
				Tungsten Filament including halogen		Linea Halogen	GU10 LED	
				Min	Max	Max	Min	Max
1	88x88	1 x 40	400	40	400	300	10	100
2	88x88	2 x 40	600	40	300	300	10	100
3	88x146	3 x 40	900	40	300	300	10	100
4	88x146	4 x 40	1000	40	250	250	10	100

Hamilton Technical Specification

LEADING EDGE INDUCTIVE PUSH ON/OFF DIMMERS

CATEGORY:

200VA INDUCTIVE DIMMER

See Notes for Dimmers: Note E

Wattage: 200VA (low voltage) per gang
Current Rating: 0.8 Amp
Max Load: 200VA (low voltage) per gang
Min Load: 25VA

Technical Insert Ref: Description:

1X2V 1 gang 200VA 2 way
 2X2V 2 gang 200VA 2 way

GRID-IT 200VA INDUCTIVE DIMMER MODULE

See Notes for Dimmers: Note E

1X2V 1 gang 200VA 2 way

300VA INDUCTIVE DIMMER

See Notes for Dimmers: Note E

Wattage: 300VA (low voltage)
Current Rating: 1.25 Amp
Max Load: 300VA (low voltage)
Min Load: 50VA

Technical Insert Ref: Description:

1X3V 1gang 300VA 2 way

TECHNICAL SPECIFICATION:

Voltage: 220/250V AC
IP Rating: IP2XD
Switched Poles: Single
Contact Gap Minimum: None

Product Class 1: Face plate must be earthed
Ambient Operating Temperature: -5 to +40 C
Location: Internal Use Only
Max Installation Altitude: 2000m

TERMINAL CAPACITY:

	1mm ²	1.5mm ²	2.5mm ²	4mm ² Multi-Strand	6mm ²
200VA Terminal Capacity	2	2			
200VA Earth Terminal Capacity	5	4	3	1	1
300VA Terminal Capacity	2	2			
300VA Earth Terminal Capacity	5	4	3	1	1

LEADING EDGE TECHNOLOGY DIMMERS for use with low voltage toroidal transformers and some LED lamps.

Fixing Centres: **200VA INDUCTIVE DIMMER** **300VA INDUCTIVE DIMMER** **GRID-IT INDUCTIVE DIMMER MODULE**



Note: It is recommended to contact the manufacturer of the transformer to confirm that it is dimmable and is considered to be an inductive load.

Hamilton Technical Specification

LEADING EDGE PUSH ON/OFF RESISTIVE DIMMERS

CATEGORY:

400W PUSH ON/OFF RESISTIVE DIMMER

See Notes for Dimmers: Note A,B,E

Wattage: 400W
Current Rating: 1.66 Amp
Max Load: 400W Resistive per gang

Technical Insert Ref: Description:

1X40	1 gang 400W 2 Way
2X40	2 gang 400W 2 Way, max 300W per gang
3X40	3 gang 400W 2 Way
4X40	4 gang 400W 2 Way, max 300W per gang
WD2X40	2 gang 400W 2 way, max 300W per gang
W3X40	3 gang 400W 2 way, max 300W per gang
W4X40	4 gang 400W 2 way, max 250W per gang
P3X40	3 gang 400W 2 way, max 300W per gang
P4X40	4 gang 400W 2 way, max 250W per gang

GRID-IT 400W PUSH ON/OFF RESISTIVE DIMMER MODULE

See Notes for Dimmers: Note A,B,E

D40	1 gang 400W 2 way Switched Poles: not applicable* Contact Gap Minimum: 3mm**
-----	--

600W PUSH ON/OFF RESISTIVE DIMMER

See Notes for Dimmers: Note A,B,E

Wattage: 600W
Current Rating: 2.5 Amp
Max Load: 600W Resistive per gang

Technical Insert Ref: Description:

1X60	1 gang 600W 2 Way
WD1X60	1 gang 600W 2 Way

1KW PUSH ON/OFF RESISTIVE DIMMER

See Notes for Dimmers: Note A,B,E

Wattage: 1KW
Current Rating: 4.16 Amp
Max Load: 1KW Resistive per gang

Technical Insert Ref: Description:

1X1K	1 gang 1000W 2 Way
------	--------------------

TECHNICAL SPECIFICATION:

Voltage: 220/250V AC
IP Rating: IP2XD
Switched Poles: Single*
Contact Gap Minimum: N/A**
Product Class 1: Face plate must be earthed
Ambient Operating Temperature: -5 to +40 C

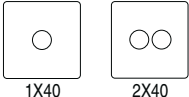
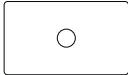
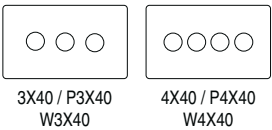
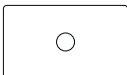
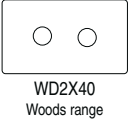

Location: Internal Use Only
Max Installation Altitude: 2000m

STANDARDS:

BS EN ISO Standard: 400W/600W Resistive Dimmer BS EN 60669-2-1

TERMINAL CAPACITY:

	1mm ²	1.5mm ²	2.5mm ²	4mm ² Multi-Strand	6mm ²
Terminal Capacity	2	2			
Earth Terminal Capacity	5	4	3	1	1

Fixing Centres:	400W PUSH ON/OFF DIMMER	600W PUSH ON/OFF DIMMER	1KW PUSH ON/OFF DIMMER	GRID-IT 400W PUSH ON/OFF DIMMER MODULE
60.3mm	 <p>1X40 2X40</p>	 <p>1X60</p>		
120.6mm	 <p>3X40 / P3X40 / W3X40 4X40 / P4X40 / W4X40</p>		 <p>1X1K</p>	
	 <p>WD2X40 Woods range</p>			
Fits one Grid-IT aperture				 <p>D40</p>

Hamilton Technical Specification

TRAILING EDGE DIMMER INFORMATION

NOTES FOR DIMMERS

Note A	Tungsten filament GU10 lamps must be branded with a fuse base.
Note B	When using mains voltage halogen lamps - dimmers should be de-rated by 25%.
Note C	When using mains voltage halogen load transformers - maximum rating is 210VA.
Note D	To only be used with Touch Master Dimmers.
Note E	When dimming LED lamps de-rated by 75% - please contact our Technical Department for compatibility.

Trailing Edge Resistive Dimmers - METAL PLATES

Number of dimmer switches per plate	Nominal plate size mm	Dimmer type	Max plate load W (Watts)	Lamp type				
				Tungsten Filament including Halogen		Linea Halogen	GU10 LED	
				Min	Max	Max	Min	Max
1	88x88	1XTE, 1XTM	250	25	250	200	7	62
2	88x88	2XTE, 2XTM	500	25	250	200	7	62
3	88x146	3XTE, 3XTM	750	25	250	200	7	62
4	88x146	4XTE, 4XTM	1000	25	250	200	7	62
6	150x150	6XTE, 6XTM	1500	25	250	200	7	62
8	150x150	8XTE, 8XTM	1800	25	225	200	7	62
9	150x210	9XTE, 9XTM	2250	25	250	200	7	62
12	150x210	12XTE, 12XTM	2250	25	200	200	7	62
12	210x280	12XTE, 12XTM	3000	25	250	200	7	62
16	210x280	16XTE, 16XTM	3600	25	225	200	7	62

Trailing Edge Resistive Dimmers - WOOD PLATES

Number of dimmer switches per plate	Nominal plate size mm	Dimmer type	Max plate load W (Watts)	Lamp type				
				Tungsten Filament including Halogen		Linea Halogen	GU10 LED	
				Min	Max	Max	Min	Max
1	88x88	1XTE	250	25	250	200	7	62
2	88x88	2XTE	400	25	200	200	7	62
3	88x146	3XTE	750	25	250	150	7	62
4	88x146	4XTE	800	25	200	150	7	62
6	150x150	6XTE	1200	25	200	150	7	62
8	150x150	8XTE	1600	25	200	150	7	62
9	150x210	9XTE	1800	25	200	150	7	62
12	150x210	12XTE	2250	25	200	150	7	62

Trailing Edge Resistive Dimmers - PLASTIC PLATES

Number of dimmer switches per plate	Nominal plate size mm	Dimmer type	Max plate load W (Watts)	Lamp type				
				Tungsten Filament including Halogen		Linea Halogen	GU10 LED	
				Min	Max	Max	Min	Max
1	88x88	1XTE, 1XTM	250	25	250	200	7	62
2	88x88	2XTE, 2XTM	500	25	250	200	7	62
3	88x146	3XTE, 3XTM	750	25	250	150	7	62
4	88x146	4XTE, 4XTM	1000	25	250	150	7	62

Hamilton Technical Specification

TRAILING EDGE PUSH ON/OFF DIMMERS

CATEGORY:

TRAILING EDGE DIMMER

See Notes for Dimmers: Note A,B, C, E

Technical Insert Ref: Description:

1XTE	1 gang 250W/210VA Multi-Way Dimmer
2XTE	2 gang 250W/210VA Multi-Way Dimmer
3XTE	3 gang 250W/210VA Multi-Way Dimmer
4XTE	4 gang 250W/210VA Multi-Way Dimmer
W2XTE	2 gang 250W/210VA Multi-Way Dimmer max 200W per gang
W4XTE	4 gang 250W/210VA Multi-Way Dimmer max 200W per gang

GRID-IT TRAILING EDGE DIMMER MODULE

See Notes for Dimmers: Note A,B, C, E

Technical Insert Ref: Description:

DTE	1 gang 250W/210VA Multi-Way Dimmer Module
-----	--

TECHNICAL SPECIFICATION:

Wattage:	250W Resistive 210VA Inductive
Current Rating:	1.1 Amp per gang
Max Load:	250W Resistive 210VA Inductive
Minimum Load:	25W/25VA
Voltage:	220/250V AC
IP Rating:	IP2XD
Switched Poles:	Single

Contact Gap Minimum:	None
Product Class 1:	Face plate must be earthed
Ambient Operating Temperature:	-5 to +40 C
Location:	Internal Use Only
Max Installation Altitude:	2000m

STANDARDS:




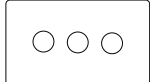

BS EN ISO Standard:	BS EN 60669-2-1
----------------------------	-----------------

TERMINAL CAPACITY:

	1mm ²	1.5mm ²	2.5mm ²	4mm ² Multi-Strand	6mm ²
Terminal Capacity	2	2			
Earth Terminal Capacity	5	4	3	1	1

TRAILING EDGE TECHNOLOGY DIMMERS. Are suitable for control of both resistive and inductive loads. When used for dimming low voltage electronic halogen transformers it must be noted that the dimmer controls the primary side of the transformer.

Fixing Centres: TRAILING EDGE DIMMER GRID-IT TRAILING EDGE DIMMER MODULES

60.3mm	 1XTE	 2XTE W2XTE	Fits one Grid-IT aperture	 DTE
120.6mm	 3XTE	 4XTE W4XTE		

Note: For multi-way switching a push to make retractive switch should be installed in the other positions. (Note: standard two way switches will not work with this product).

Hamilton Technical Specification

TRAILING EDGE TOUCH DIMMERS

CATEGORY:

TRAILING EDGE TOUCH MASTER MULTI-WAY DIMMER

See Notes for Dimmers: Note A,B,C,E

Technical Insert Ref: Description:

1XTM	1 gang 250W/210VA Multi-Way Touch Master
2XTM	2 gang 250W/210VA Multi-Way Touch Master
3XTM	3 gang 250W/210VA Multi-Way Touch Master
4XTM	4 gang 250W/210VA Multi-Way Touch Master

GRID-IT TOUCH MASTER MULTI-WAY DIMMER MODULE

See Notes for Dimmers: Note A,B,C,E

DTM	1 gang Multi-Way Touch Master Module
-----	--------------------------------------

TOUCH SLAVE CONTROLLER

See Notes for Dimmers: Note A,B,C,D

Technical Insert Ref: Description:

1XTS	1 gang 250W/VA Multi-Way Touch Slave
2XTS	2 gang 250W/VA Multi-Way Touch Slave
3XTS	3 gang 250W/VA Multi-Way Touch Slave
4XTS	4 gang 250W/VA Multi-Way Touch Slave

GRID-IT TOUCH SLAVE CONTROLLER MODULE

See Notes for Dimmers: Note A,B,C,D

DTS	1 gang Multi-Way Touch Slave Controller Module
-----	--

Touch slave controllers to be used only with touch master dimmers.

TECHNICAL SPECIFICATION:

Wattage:	250W Resistive 210VA Inductive
Current Rating:	1.1 Amps
Max Load:	250W Resistive 210VA Inductive
Minimum Load:	25W/VA
Voltage:	220/250V AC
IP Rating:	IP2XD
Product Class 1:	Face plate must be earthed

Ambient Operating Temperature:	-5 to +40 C
Location:	Internal Use Only
Max Installation Altitude:	2000m

STANDARDS:

BS EN ISO Standard:	BS EN 60669-2-1
----------------------------	-----------------

TERMINAL CAPACITY:

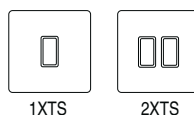
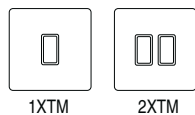
	1mm ²	1.5mm ²	2.5mm ²	4mm ² Multi-Strand	6mm ²
Terminal Capacity	2	2			
Earth Terminal Capacity	5	4	3	1	1

Fixing Centres:

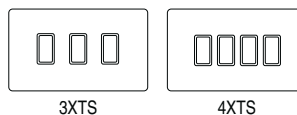
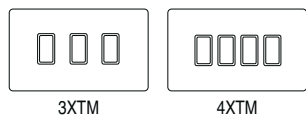
TOUCH MASTER DIMMER

TOUCH SLAVE CONTROLLER

60.3mm



120.6mm



GRID-IT TOUCH MASTER DIMMER MODULE

GRID-IT TOUCH SLAVE CONTROLLER MODULE

Fits 1 Grid-IT aperture



Hamilton Technical Specification

PUSH ON/OFF SWITCHES AND BALLAST CONTROLLER

CATEGORY:

WHITE PLASTIC PUSH ON/OFF SWITCH

Current Rating:	5 Amps
Voltage:	230/240V AC
Technical Insert Ref:	Description:
1X5A	1 gang 5A Push On/Off Switch
2X5A	2 gang 5A Push On/Off Switch
3X5A	3 gang 5A Push On/Off Switch
4X5A	4 gang 5A Push On/Off Switch

GRID-IT PUSH ON/OFF SWITCH MODULES

Current Rating:	3 Amps
Technical Insert Ref:	Description:
DIP	3A Intermediate Push On/Off Module
Current Rating:	6 Amps
DPS	6A 2 way Push On/Off Switch Module

GRID-IT HIGH FREQUENCY BALLAST CONTROL MODULE

Current Rating:	1-10V
Technical Insert Ref:	Description:
DHF	1-10DC High Frequency Ballast Control Module (No Off)

Note: Normally used in conjunction with Hamilton 10 or 20amp rocker switch. The 1-10v module will not switch mains voltage. It is designed to control a 1-10volt signal only.

TECHNICAL SPECIFICATION:

Voltage:	220/250V AC
IP Rating:	IP2XD
Contact Gap Minimum:	3mm
Product Class 1:	Face plate must be earthed
Ambient Operating Temperature:	-5 to +40 C

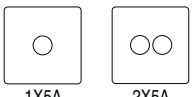


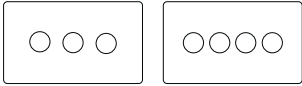
Location:	Internal Use Only
Max Installation Altitude:	2000m

STANDARDS:

BS EN ISO Standard:	BS EN 60669-1
Push on/off switch	

TERMINAL CAPACITY:

	1mm ²	1.5mm ²	2.5mm ²	4mm ² Multi-Strand	6mm ²
Terminal Capacity	2	2			
Earth Terminal Capacity	5	4	3	1	1

Fixing Centres:	PUSH ON/OFF SWITCH	GRID-IT PUSH ON/OFF SWITCH MODULE	GRID-IT HIGH FREQUENCY BALLAST CONTROL MODULE
60.3mm	 <p>1X5A 2X5A</p>	<p>Fits 1 Grid-IT aperture</p>  <p>DIP /DPS</p>	 <p>DHF</p>
120.6mm	 <p>3X5A 4X5A</p>		

Hamilton Technical Specification

GRID-IT NEON AND NEON HALO MODULES

CATEGORY:

GRID-IT NEON HALO MODULES

Technical Insert Ref:	Description:
GN	Neon Modules

GRID-IT NEON ONLY MODULES

Technical Insert Ref:	Description:
GNO	Neon Only Modules

TECHNICAL SPECIFICATION:

Voltage:	220/250V AC
IP Rating:	IP2XD
Product Class 1:	Face plate must be earthed
Ambient Operating Temperature:	-5 to +40 C
Location:	Internal Use Only
Max Installation Altitude:	2000m

STANDARDS:

BS EN ISO Standard:	BS 5733
----------------------------	---------

TERMINAL CAPACITY:

	1mm ²	1.5mm ²	2.5mm ²	4mm ² Multi-Strand	6mm ²
Terminal Capacity	5	4	2	2	1
Earth Terminal Capacity	6	5	3	2	1

GRID-IT NEON HALO MODULES

Fits 1 Grid-IT aperture



GN

GRID-IT NEON ONLY MODULES



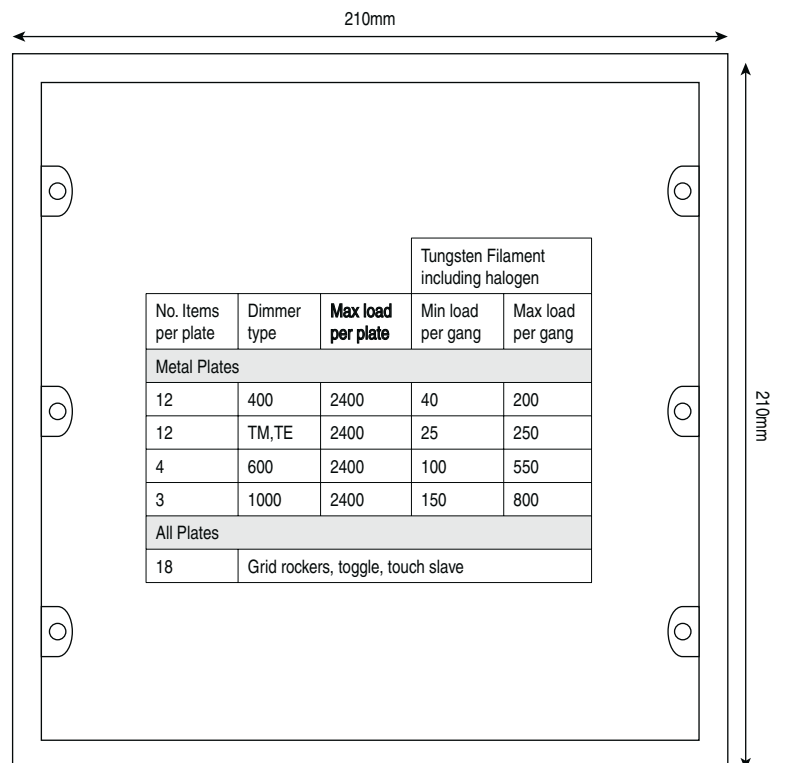
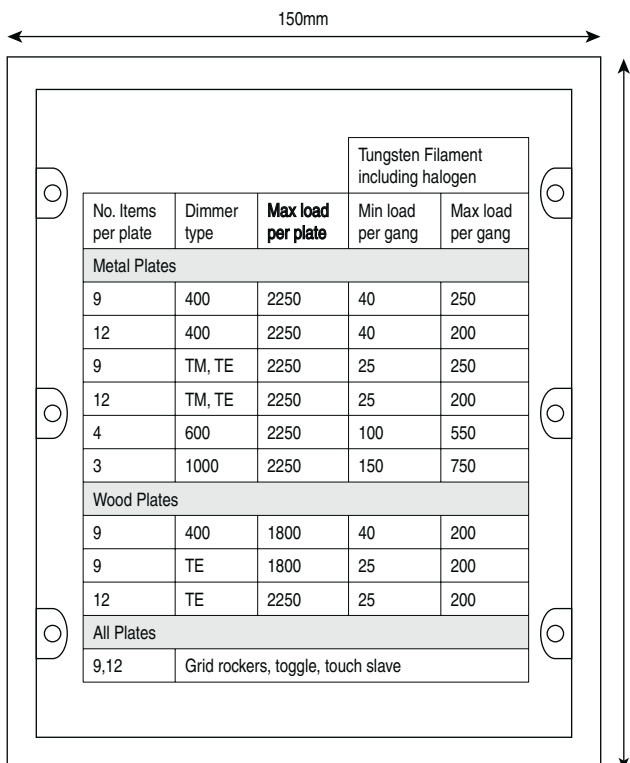
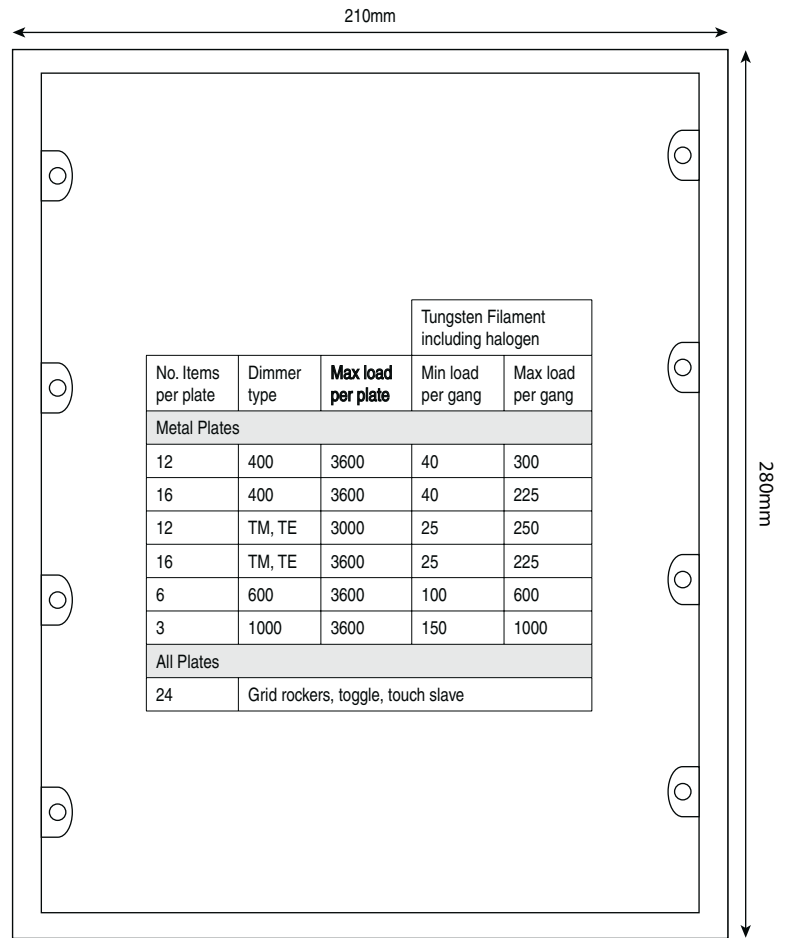
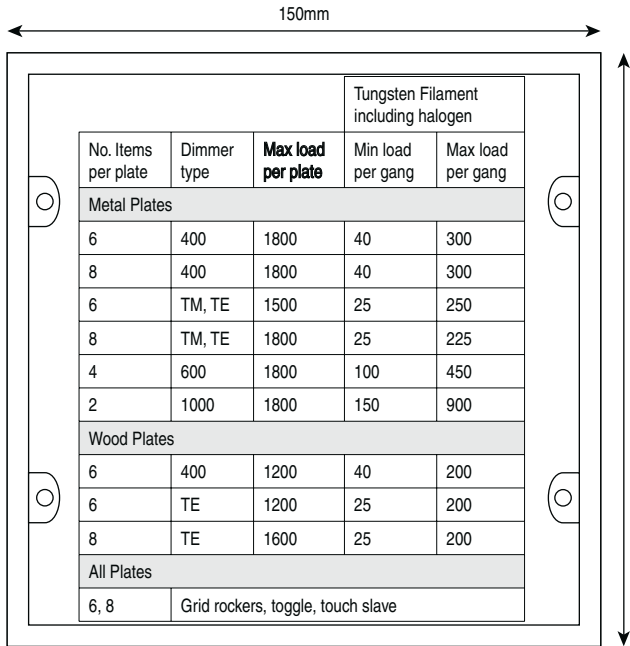
GNO

Hamilton Technical Specification

LARGE PLATES DIMENSIONS

Note: Large plastic not available in Perception CFX®, Hartland Colours CFX® White Plastic.

Note: You can mix 'n' match dimmers as long as you don't go over the maximum wattage for the plate.

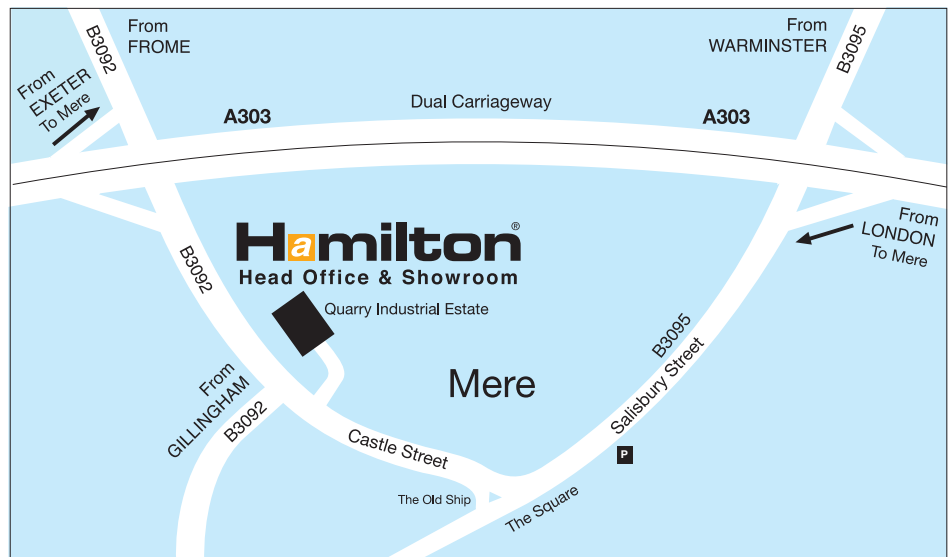


See dimmer information for Linea Halogen and GU10 LED

Head Office and Showroom:

R. Hamilton & Co. Ltd.,
 Quarry Industrial Estate,
 Mere,
 Wiltshire BA12 6LA
 Tel: +44 (0)1747 860088
 Fax: +44 (0)1747 861032
 Email: info@hamilton-litestat.com
 www.hamilton-litestat.com

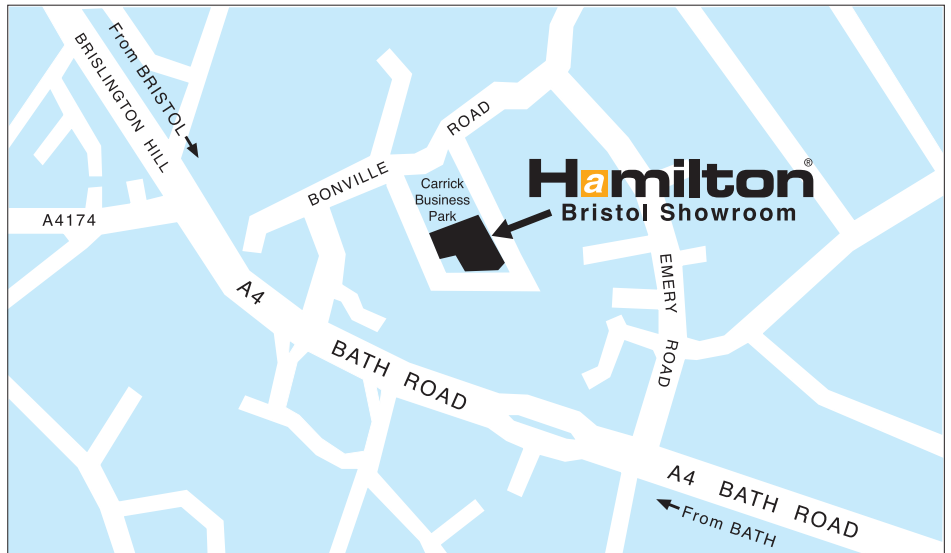
Please contact to arrange a personal viewing of our extensive range of accessories.



Bristol Showroom:

R. Hamilton & Co. Ltd,
 Unit 10,
 Carrick Business Centre,
 7-10 Bonville Road,
 Brislington,
 Bristol BS4 5NZ

Please contact to arrange a personal viewing of our extensive range of accessories.



London Showroom:

R. Hamilton & Co. Ltd,
 Product Galleries Location,
 Lower Ground Floor J8,
 The Building Centre,
 26 Store Street,
 London WC1E 7BT
 Tel: +44 (0)207 692 4000

Opening Hours:
 Monday to Friday:
 9.30 am - 6.00 pm
 Saturday: 10.00 am - 5.00 pm
 Closed on Sundays and all Bank Holidays.



The Hamilton[®] Collection

excellence and elegance...

All products listed conform to current British or European standards and the product information is correct at the time of going to press.

It is the policy of the company to improve products as part of our development programme.
Therefore, we reserve the right to alter designs and dimensions without prior notice.

Illustrations and diagrams are reproduced within the limitations of reproduction and printing process and are not binding.

Due to manufacturing processes we cannot guarantee an exact colour match and shadings of certain finishes.



R Hamilton & Co Ltd
Quarry Industrial Estate • Mere • Wiltshire • BA12 6LA • UK
Tel: +44 (0)1747 860088 • Fax: +44 (0)1747 861032
Email: info@hamilton-litestat.com
www.hamilton-litestat.com