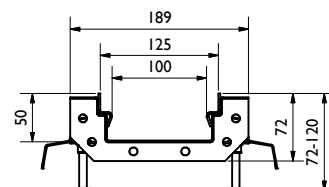



# Rinne / channel:

sigma tec E, C250

BG code: siehe Tabelle/see table:

inkl. Dichtung und Verschraubungsmaterial / incl. sealing and bolting material

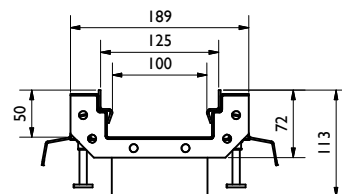
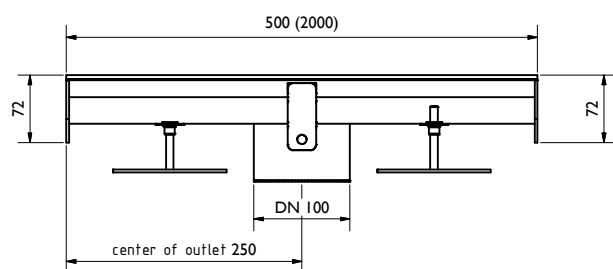


sigma tec E, C250

mit Ablauf / with outlet

BG code: siehe Tabelle/see table:

inkl. Dichtung und Verschraubungsmaterial / incl. sealing and bolting material:

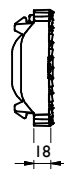
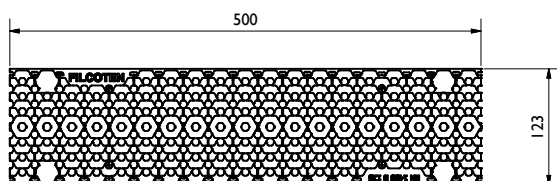


Rinne / channel - Maße / dimensions [mm]				
BG code E Set/Kit	sigma tec ohne Gefälle, Materialstärke 1,5mm	Länge length	Höhe height	Gewicht [kg] weight [kg]
20710351	BG-FLEX, sigma tec, Standardelement NW 100, L 2000 mm	2000	72	10,2
20710352	BG-FLEX, sigma tec, Rinnenelement NW 100, L 500 mm	500	72	3,3
20710353	BG-FLEX, sigma tec, Rinnenelement NW 100, L 1000 mm	1000	72	5,6
20710354	BG-FLEX, sigma tec, Rinnenelement NW 100, L 1500 mm	1500	72	8,5
20710355	BG-FLEX, sigma tec, Passstück NW 100, Länge auf Anfrage	auf Anfrage / on delivery	72	-

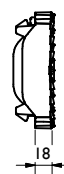
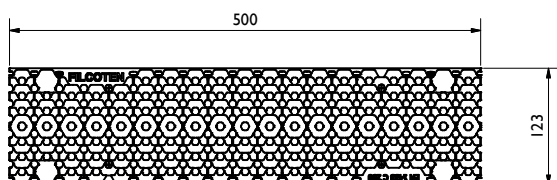
Legende / explanation:	
E:	Edelstahl / stainless steel
PA:	Polyamid

Roste, Abdeckungen / grates, covers:


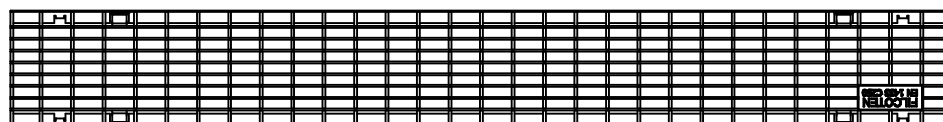
COMBee Designrost / COMBee decorative grate: B125  
BG code: PA 17010401; 0,9kg



COMBee Designrost / COMBee decorative grate: C250  
BG code: PA 17010402; 1,1kg



Gitterrost / Mesh grating: MW 30/10, C250  
BG code: E 17010322 (17010323) ; 3,3 kg (1,6 kg)

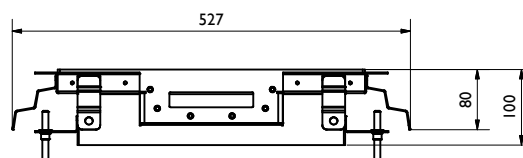
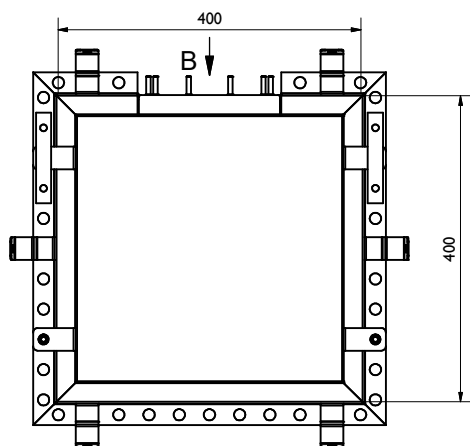


Zubehör / accessories:

Pumpensumpffrahmen Endstück / pump sump frame end piece:

BG code: E 20710371; 4 kg

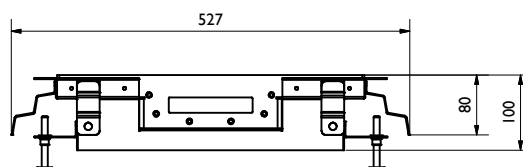
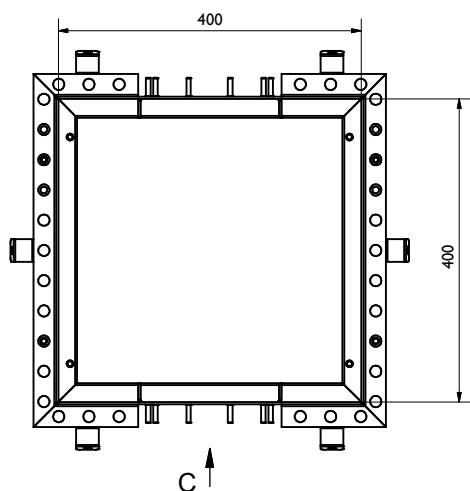
inkl. Dichtung und Verschraubungsmaterial / incl. sealing and bolting material



Pumpensumpffrahmen Verbindungsstück / pump sump frame connection piece:

BG code: E 20710372; 4 kg

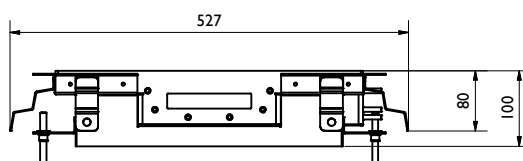
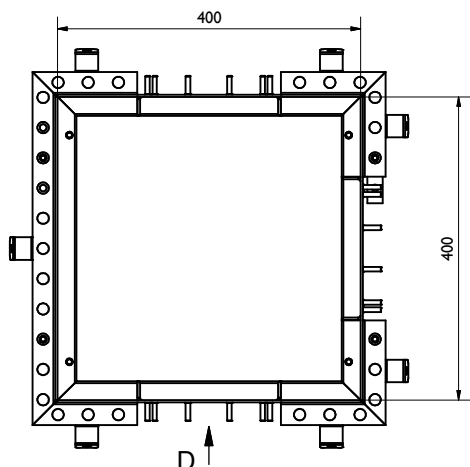
inkl. Dichtung und Verschraubungsmaterial / incl. sealing and bolting material



Pumpensumpffrahmen T-Stück / pump sump frame T-piece:

BG code: E 20710374; 4 kg

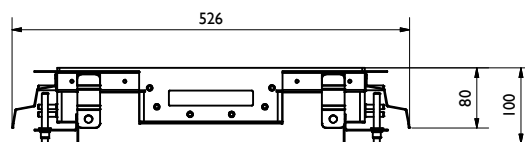
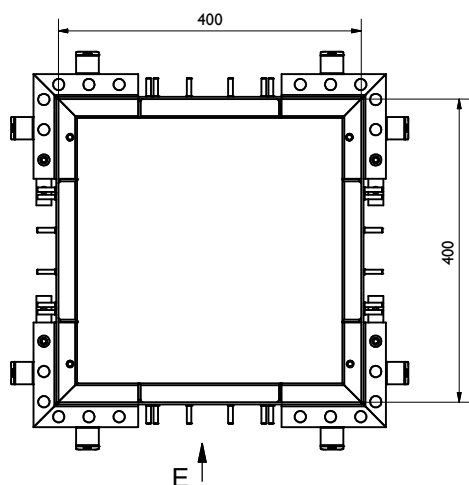
inkl. Dichtung und Verschraubungsmaterial / incl. sealing and bolting material



Pumpensumpfrahmen Kreuzstück / pump sump frame cross piece:

BG code: E 20710375; 4 kg

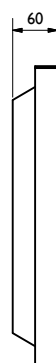
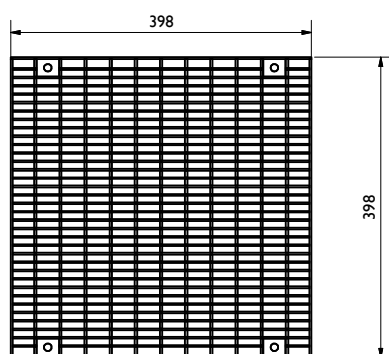
inkl. Dichtung und Verschraubungsmaterial / incl. sealing and bolting material



Roste, Abdeckungen / grates, covers:

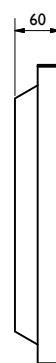
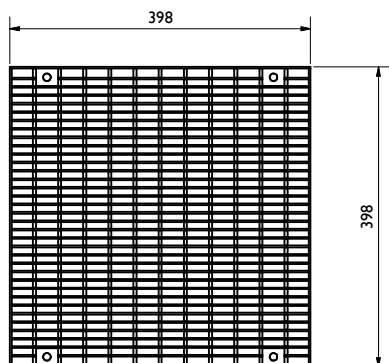
Gitterrost für Pumpensumpfrahmen /  
mesh grating pump sump: MW 30/10, B125

BG code: E 20700301; 10 kg



Gitterrost für Pumpensumpfrahmen /  
mesh grating pump sump: MW 30/10, C250

BG code: E 20700302; 11,8 kg

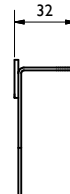
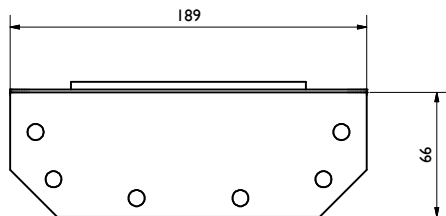


Zubehör / accessories:

Stirnplatte / front cap :

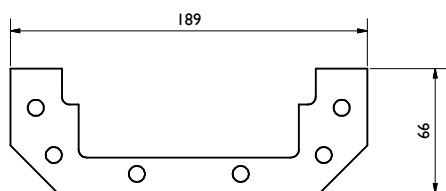
BG code: E 20710317; 0,2 kg

inkl. Dichtung und Verschraubungsmaterial / incl. sealing and bolting material



Dichtung / gasket :

BG code: 20710316; 0,2 kg



Stellfuß / levelling foot

BG code: 20700312; 0,7 kg

