





Hamilton <small>Litestat group</small> Cheriton Victorian AB, PB, BC, SC	<i>R21</i>	<i>R22</i>	<i>R23</i>	<i>R24</i>	<i>R26</i>	<i>R31</i>	<i>R32</i>	<i>BCP</i>	<i>TP</i>
Insert type	2 way Rocker	2 way Rocker	2 way Rocker	2 way Rocker	2 way Rocker	intermediate Rocker	Intermediate Rocker	Push to Make Rocker	Rocker
Plate material (see general notes)	Metal	Metal	Metal	Metal	Metal	Metal	Metal	Metal	Metal
Size (single) height	88mm	88mm	88mm			88mm	88mm	88mm	88mm
Size (single) width	88mm	88mm	88mm			88mm	88mm	88mm	88mm
Size (single) depth	8.5mm	8.5mm	8.5mm			8.5mm	8.5mm	8.5mm	8.5mm
Size (double) height				86mm	86mm				
Size (double) width				146mm	146mm				
Size (double) depth				8.5mm	8.5mm				
Box fixing hole centres	60.3mm	60.3mm	60.3mm	120.6mm	120.6mm	60.3mm	60.3mm	60.3mm	60.3mm
Grid fixing hole centres	Grid fixing inserts are available on Cheriton Victorian plates. For full details refer to GRID-IT technical pages and GRID-IT catalogue								
Minimum wall box depth	25mm	25mm	25mm	25mm	25mm	25mm	25mm	25mm	25mm
Wattage									
Current rating	10AX	10AX	10AX	10AX	10AX	10AX	10AX	10AX	10A
Voltage	220/250V AC	220/250V AC	220/250V AC	220/250V AC	220/250V AC	220/250V AC	220/250V AC	220/250V AC	220/250V AC
Max load	10amp inductive	10amp inductive	10amp inductive	10amp inductive	10amp inductive	10amp inductive	10amp inductive	10amp inductive	10amp resistive
Hz	50/60Hz	50/60Hz	50/60Hz	50/60Hz	50/60Hz	50/60Hz	50/60Hz	50/60Hz	50/60Hz
IP rating	IP2XD	IP2XD	IP2XD	IP2XD	IP2XD	IP2XD	IP2XD	IP2XD	IP2XD
Poles	Single	Single	Single	Single	Single	Single	Single	Single	Triple
Contact Gap Minimum	3mm	3mm	3mm	3mm	3mm	3mm	3mm	3mm	3mm
Terminal Capacity	5 x 1mm ²	5 x 1mm ²	5 x 1mm ²	5 x 1mm ²	5 x 1mm ²	5 x 1mm ²	5 x 1mm ²	5 x 1mm ²	5 x 1mm ²
	4 x 1.5mm ²	4 x 1.5mm ²	4 x 1.5mm ²	4 x 1.5mm ²	4 x 1.5mm ²	4 x 1.5mm ²	4 x 1.5mm ²	4 x 1.5mm ²	4 x 1.5mm ²
	1 x 2.5mm ²	1 x 2.5mm ²	1 x 2.5mm ²	1 x 2.5mm ²	1 x 2.5mm ²	1 x 2.5mm ²	1 x 2.5mm ²	1 x 2.5mm ²	1 x 2.5mm ²
	1 x 4mm ² Multi-Strand	1 x 4mm ² Multi-Strand	1 x 4mm ² Multi-Strand	1 x 4mm ² Multi-Strand	1 x 4mm ² Multi-Strand	1 x 4mm ² Multi-Strand	1 x 4mm ² Multi-Strand	1 x 4mm ² Multi-Strand	1 x 4mm ² Multi-Strand
Earth Terminal Capacity	1 x 6mm ²	1 x 6mm ²	1 x 6mm ²	1 x 6mm ²	1 x 6mm ²	1 x 6mm ²	1 x 6mm ²	1 x 6mm ²	1 x 6mm ²
	5 x 1mm ²	5 x 1mm ²	5 x 1mm ²	5 x 1mm ²	5 x 1mm ²	5 x 1mm ²	5 x 1mm ²	5 x 1mm ²	5 x 1mm ²
	4 x 1.5mm ²	4 x 1.5mm ²	4 x 1.5mm ²	4 x 1.5mm ²	4 x 1.5mm ²	4 x 1.5mm ²	4 x 1.5mm ²	4 x 1.5mm ²	4 x 1.5mm ²
	3 x 2.5mm ²	3 x 2.5mm ²	3 x 2.5mm ²	3 x 2.5mm ²	3 x 2.5mm ²	3 x 2.5mm ²	3 x 2.5mm ²	3 x 2.5mm ²	3 x 2.5mm ²
	1 x 4mm ² Multi-Strand	1 x 4mm ² Multi-Strand	1 x 4mm ² Multi-Strand	1 x 4mm ² Multi-Strand	1 x 4mm ² Multi-Strand	1 x 4mm ² Multi-Strand	1 x 4mm ² Multi-Strand	1 x 4mm ² Multi-Strand	1 x 4mm ² Multi-Strand
Product Class 1	Must be earthed	Must be earthed	Must be earthed	Must be earthed	Must be earthed	Must be earthed	Must be earthed	Must be earthed	Must be earthed
Ambient Operating Temperature	-5° to +40°C	-5° to +40°C	-5° to +40°C	-5° to +40°C	-5° to +40°C	-5° to +40°C	-5° to +40°C	-5° to +40°C	-5° to +40°C
Recommended Location	Indoor use only	Indoor use only	Indoor use only	Indoor use only	Indoor use only	Indoor use only	Indoor use only	Indoor use only	Indoor use only
Max installation Altitude	2000m	2000m	2000m	2000m	2000m	2000m	2000m	2000m	2000m
BS EN ISO Standard	BS EN 60669-1	BS EN 60669-1	BS EN 60669-1	BS EN 60669-1	BS EN 60669-1	BS EN 60669-1	BS EN 60669-1	BS EN 60669-1	BS EN 60669-1
Cable outlet (min)									
Cable outlet (max)									
Additional Notes :									


 Cheriton Victorian AB, PB, BC, SC	<i>S21</i>	<i>S22</i>	<i>S23</i>	<i>S24</i>	<i>S31</i>	<i>SDP</i>	<i>SBCP</i>	<i>SS1</i>	<i>SS2</i>
Insert type	2 way Dolly	2 way Dolly	2 way Dolly	2 way Dolly	Intermediate Dolly	Double Pole Dolly	Push to Make Dolly	Switched Socket	Switched Socket
Plate material (see general notes)	Metal	Metal	Metal	Metal	Metal	Metal	Metal	Metal	Metal
Size (single) height	88mm	88mm			88mm	88mm	88mm	88mm	
Size (single) width	88mm	88mm			88mm	88mm	88mm	88mm	
Size (single) depth	8.5mm	8.5mm			8.5mm	8.5mm	8.5mm	8.5mm	
Size (double) height			86mm	86mm					86mm
Size (double) width			146mm	146mm					146mm
Size (double) depth			8.5mm	8.5mm					8.5mm
Box fixing hole centres	60.3mm	60.3mm	120.6mm	120.6mm	60.3mm	60.3mm	60.3mm	60.3mm	120.6mm
Grid fixing hole centres	Grid fixing inserts are available on Cheriton Victorian plates. For full details refer to GRID-IT technical pages and GRID-IT catalogue								
Minimum wall box depth	25mm	25mm	25mm	25mm	25mm	25mm	25mm	35mm	35mm
Wattage									
Current rating	20AX	20AX	20AX	20AX	20AX	20AX	10AX	13 amps	13 amps
Voltage	220/250V AC	220/250V AC	220/250V AC	220/250V AC	220/250V AC	250v AC	250v AC	220/250V AC	220/250V AC
Max load	20amp inductive	20amp inductive	20amp inductive	20amp inductive	20amp inductive	20amp inductive	10amp inductive	13amps	13amps
Hz	50/60Hz	50/60Hz	50/60Hz	50/60Hz	50/60Hz	50/60Hz	50/60Hz	50/60Hz	50/60Hz
IP rating	IP2XD	IP2XD	IP2XD	IP2XD	IP2XD	IP2XD	IP2XD	IP2XD	IP2XD
Poles	Single	Single	Single	Single	Single	Single	Single	Double	Double
Contact Gap Minimum	3mm	3mm	3mm	3mm	3mm	3mm	3mm	3mm	3mm
Terminal Capacity	5 x 1mm ²	5 x 1mm ²	5 x 1mm ²	5 x 1mm ²	5 x 1mm ²	5 x 1mm ²	5 x 1mm ²	4 x 2.5mm ²	4 x 2.5mm ²
	4 x 1.5mm ²	4 x 1.5mm ²	4 x 1.5mm ²	4 x 1.5mm ²	4 x 1.5mm ²	4 x 1.5mm ²	4 x 1.5mm ²	3 x 4mm ²	3 x 4mm ²
	2 x 2.5mm ²	2 x 2.5mm ²	2 x 2.5mm ²	2 x 2.5mm ²	2 x 2.5mm ²	2 x 2.5mm ²	2 x 2.5mm ²	2 x 6mm ² Multi-Strand	2 x 6mm ² Multi-Strand
	2 x 4mm ² Multi-Strand	2 x 4mm ² Multi-Strand	2 x 4mm ² Multi-Strand	2 x 4mm ² Multi-Strand	2 x 4mm ² Multi-Strand	2 x 4mm ² Multi-Strand	2 x 4mm ² Multi-Strand	1 x 10mm ²	1 x 10mm ²
Earth Terminal Capacity	1 x 6mm ²	1 x 6mm ²	1 x 6mm ²	1 x 6mm ²	1 x 6mm ²	1 x 6mm ²	1 x 6mm ²	4 x 2.5mm ²	4 x 2.5mm ²
	6 x 1mm ²	6 x 1mm ²	6 x 1mm ²	6 x 1mm ²	6 x 1mm ²	6 x 1mm ²	6 x 1mm ²	3 x 4mm ²	3 x 4mm ²
	5 x 1.5mm ²	5 x 1.5mm ²	5 x 1.5mm ²	5 x 1.5mm ²	5 x 1.5mm ²	5 x 1.5mm ²	5 x 1.5mm ²	3 x 2.5mm ²	2 x 6mm ² Multi-Strand
	3 x 2.5mm ²	3 x 2.5mm ²	3 x 2.5mm ²	3 x 2.5mm ²	3 x 2.5mm ²	3 x 2.5mm ²	3 x 2.5mm ²	1 x 10mm ²	1 x 10mm ²
Product Class 1	Must be earthed	Must be earthed	Must be earthed	Must be earthed	Must be earthed	Must be earthed	Must be earthed	Must be earthed	Must be earthed
Ambient Operating Temperature	-5° to +40°C	-5° to +40°C	-5° to +40°C	-5° to +40°C	-5°C to +40°C	-5° to +40°C	-5° to +40°C	-5° to +40°C	-5° to +40°C
Recommended Location	Indoor use only	Indoor use only	Indoor use only	Indoor use only	Indoor use only	Indoor use only	Indoor use only	Indoor use only	Indoor use only
Max installation Altitude	2000m	2000m	2000m	2000m	2000m	2000m	2000m	2000m	2000m
BS EN ISO Standard	BS EN 60669-1	BS EN 60669-1	BS EN 60669-1	BS EN 60669-1	BS EN 60669-1	BS EN 60669-1	BS EN 60669-1	BS 1363	BS 1363
Cable outlet (min)									
Cable outlet (max)									
Additional Notes :									


 Cheriton Victorian AB, PB, BC, SC	<i>US2</i>	<i>US5</i>	<i>SHS</i>	<i>SP</i>	<i>SPN</i>	<i>SPNCO</i>	<i>FO</i>	<i>FOCO</i>
Insert type	Unswitched Socket	Unswitched Socket	Shaver Socket (Vertical)	Spur	Spur & neon	Spur, neon, cable outlet	Fuse only	Fuse & cable outlet
Plate material (see general notes)	Metal	Metal	Metal	Metal	Metal	Metal	Metal	Metal
Size (single) height	88mm	88mm		88mm	88mm	88mm	88mm	88mm
Size (single) width	88mm	88mm		88mm	88mm	88mm	88mm	88mm
Size (single) depth	8.5mm	8.5mm		8.5mm	8.5mm	8.5mm	8.5mm	8.5mm
Size (double) height			146mm					
Size (double) width			86mm					
Size (double) depth			8.5mm					
Box fixing hole centres	60.3mm	60.3mm	120.6mmV	60.3mm	60.3mm	60.3mm	60.3mm	60.3mm
Grid fixing hole centres	Grid fixing inserts are available on Cheriton Victorian plates. For full details refer to GRID-IT technical pages and GRID-IT catalogue							
Minimum wall box depth	35mm	35mm	47mm	35mm	35mm	35mm	35mm	35mm
Wattage								
Current rating	2 amps	5 amps	20VA	13amps	13amps	13amps	13amps	13amps
Voltage	220/250V AC	220/250V AC	220/240V AC	250v AC	220/250V AC	220/250V AC	250v AC	250v AC
Max load	2amps	5amps	200/240v input; 115/230v output	13amps	13amps	13amps	13amps	13amps
Hz	50/60Hz	50/60Hz	50Hz	50/60Hz	50/60Hz	50/60Hz	50/60Hz	50/60Hz
IP rating	IP2XD	IP2XD	IP2XD	IP2XD	IP2XD	IP2XD	IP2XD	IP2XD
Poles	n/a	n/a	Single	Double	Double	Double		
Contact Gap Minimum	n/a	n/a	n/a	3mm	3mm	3mm	n/a	n/a
Terminal Capacity	5 x 1mm ²	5 x 1mm ²	5 x 1mm ²	3 x 2.5mm ²	3 x 2.5mm ²	3 x 2.5mm ²	5 x 1mm ²	5 x 1mm ²
	4 x 1.5mm ²	4 x 1.5mm ²	4 x 1.5mm ²	2 x 4mm ² Multi-Strand	2 x 4mm ² Multi-Strand	2 x 4mm ² Multi-Strand	4 x 1.5mm ²	4 x 1.5mm ²
	2 x 2.5mm ²	2 x 2.5mm ²	3 x 2.5mm ²	1 x 6mm ²	1 x 6mm ²	1 x 6mm ²	3 x 2.5mm ²	3 x 2.5mm ²
	1 x 4mm ²	1 x 4mm ²	2 x 4mm ² Multi-Strand				1 x 4mm ² Multi-Strand	1 x 4mm ² Multi-Strand
Earth Terminal Capacity	5 x 1mm ²	5 x 1mm ²	9 x 1mm ²	6 x 1mm ²	6 x 1mm ²	6 x 1mm ²	6 x 1mm ²	6 x 1mm ²
	4 x 1.5mm ²	4 x 1.5mm ²	6 x 1.5mm ²	5 x 1.5mm ²	5 x 1.5mm ²	5 x 1.5mm ²	5 x 1.5mm ²	5 x 1.5mm ²
	2 x 2.5mm ²	2 x 2.5mm ²	4 x 2.5mm ²	3 x 2.5mm ²	3 x 2.5mm ²	3 x 2.5mm ²	3 x 2.5mm ²	3 x 2.5mm ²
	1 x 4mm ²	1 x 4mm ²	2 x 4mm ² Multi-Strand	2 x 4mm ² Multi-Strand	2 x 4mm ² Multi-Strand	2 x 4mm ² Multi-Strand	2 x 4mm ² Multi-Strand	2 x 4mm ² Multi-Strand
Product Class 1	Must be earthed	Must be earthed	Must be earthed	Must be earthed	Must be earthed	Must be earthed	Must be earthed	Must be earthed
Ambient Operating Temperature	-5° to +40°C	-5° to +40°C	-5° to +40°C	-5° to +40°C	-5° to +40°C	-5° to +40°C	-5° to +40°C	-5° to +40°C
Recommended Location	Indoor use only	Indoor use only	Indoor use only	Indoor use only	Indoor use only	Indoor use only	Indoor use only	Indoor use only
Max installation Altitude	2000m	2000m	2000m	2000m	2000m	2000m	2000m	2000m
BS EN ISO Standard	BS 546	BS 546	BS EN 61558 - BS 4573	BS 1363	BS 1363	BS 1363	BS 1363	BS 1363
Cable outlet (min)						0.75mm ²		0.75mm ²
Cable outlet (max)						2.5mm ²		2.5mm ²
Additional Notes :								


 Cheriton Victorian AB, PB, BC, SC	<i>DP</i>	<i>DPN</i>	<i>DPNCO</i>	<i>45DP</i>	<i>45DPN</i>	<i>45VDPN</i>	<i>45DPNSS1</i>
Insert type	Rocker	Rocker & neon	Rocker, neon & cable outlet	Red rocker	Red rocker & neon	Vertical red rocker & neon	Red rocker, neon & socket
Plate material (see general notes)	Metal	Metal	Metal	Metal	Metal	Metal	Metal
Size (single) height	88mm	88mm	88mm	88mm	88mm		
Size (single) width	88mm	88mm	88mm	88mm	88mm		
Size (single) depth	8.5mm	8.5mm	8.5mm	8.5mm	8.5mm		
Size (double) height							
Size (double) width						86mm	146mm
Size (double) depth						8.5mm	8.5mm
Box fixing hole centres	60.3mm	60.3mm	60.3mm	60.3mm	60.3mm	120.6mm	120.6mm
Grid fixing hole centres	Grid fixing inserts are available on Cheriton Victorian plates. For full details refer to GRID-IT technical pages and GRID-IT catalogue						
Minimum wall box depth	25mm	25mm	25mm	46mm	46mm	47mm	47mm
Wattage							
Current rating	20amp	20amp	20amp	45amp	45amp	45amp	Switch 45amp; socket 13amp
Voltage	220/250V AC	220/250V AC	220/250V AC	220/250V AC	220/250V AC	220/250V AC	220/250V AC
Max load	20amps	20amp	20amps	45amp	45amps	45amp	Switch 45amp; socket 13amp
Hz	50/60Hz	50/60Hz	50/60Hz	50/60Hz	50/60Hz	50/60Hz	50/60Hz
IP rating	IP2XD	IP2XD	IP2XD	IP2XD	IP2XD	IP2XD	IP2XD
Poles	Double	Double	Double	Double	Double	Double	Double
Contact Gap Minimum	3mm	3mm	3mm	3mm	3mm	3mm	3mm
Terminal Capacity	3 x 2.5mm ²	3 x 2.5mm ²	3 x 2.5mm ²	3 x 6mm ²	3 x 6mm ²	3 x 6mm ²	3 x 6mm ²
	2 x 4mm ² Multi-Strand	2 x 4mm ² Multi-Strand	2 x 4mm ² Multi-Strand	2 x 10mm ²	2 x 10mm ²	2 x 10mm ²	2 x 10mm ²
	1 x 6mm ²	1 x 6mm ²	1 x 6mm ²	1 x 16mm ²	1 x 16mm ²	1 x 16mm ²	1 x 16mm ²
Earth Terminal Capacity	6 x 1mm ²	6 x 1mm ²	6 x 1mm ²	3 x 6mm ²	3 x 6mm ²	3 x 6mm ²	3 x 6mm ²
	5 x 1.5mm ²	5 x 1.5mm ²	5 x 1.5mm ²	2 x 10mm ²	2 x 10mm ²	2 x 10mm ²	2 x 10mm ²
	3 x 2.5mm ²	3 x 2.5mm ²	3 x 2.5mm ²	1 x 16mm ²	1 x 16mm ²	1 x 16mm ²	1 x 16mm ²
	2 x 4mm ² Multi-Strand	2 x 4mm ² Multi-Strand	2 x 4mm ² Multi-Strand				
	1 x 6mm ²	1 x 6mm ²	1 x 6mm ²				
Product Class 1	Must be earthed	Must be earthed	Must be earthed	Must be earthed	Must be earthed	Must be earthed	Must be earthed
Ambient Operating Temperature	-5° to +40°C	-5° to +40°C	-5° to +40°C	-5° to +40°C	-5° to +40°C	-5° to +40°C	-5° to +40°C
Recommended Location	Indoor use only	Indoor use only	Indoor use only	Indoor use only	Indoor use only	Indoor use only	Indoor use only
Max installation Altitude	2000m	2000m	2000m	2000m	2000m	2000m	2000m
BS EN ISO Standard	BS EN 60669-1	BS EN 60669-1	BS EN 60669-1	BS EN 60669-1	BS EN 60669-1	BS EN 60669-1	BS 4177
Cable outlet (min)			0.75mm ²				
Cable outlet (max)			2.5mm ²				
Additional Notes :							

 Cheriton Victorian AB, PB, BC, SC	<i>TV</i>	<i>TV2</i>	<i>TVFM</i>	<i>TVI</i>	<i>TV+SAT</i>	<i>SAT</i>	<i>SATI</i>							
Insert type	Aerial socket	Aerial socket	Aerial socket	Aerial socket	Aerial socket	Aerial socket	Aerial socket							
Plate material (see general notes)	Metal	Metal	Metal	Metal	Metal	Metal	Metal							
Size (single) height	88mm	88mm	88mm	88mm	88mm	88mm	88mm							
Size (single) width	88mm	88mm	88mm	88mm	88mm	88mm	88mm							
Size (single) depth	8.5mm	8.5mm	8.5mm	8.5mm	8.5mm	8.5mm	8.5mm							
Size (double) height														
Size (double) width														
Size (double) depth														
Box fixing hole centres	60.3mm	60.3mm	60.3mm	60.3mm	60.3mm	60.3mm	60.3mm							
Grid fixing hole centres	Grid fixing inserts are available on Cheriton Victorian plates. For full details refer to GRID-IT technical pages and GRID-IT catalogue													
Minimum wall box depth	25mm	25mm	25mm	25mm	35mm	35mm	35mm							
Wattage														
Current rating														
Voltage														
Max load														
Hz														
IP rating	IP2XD	IP2XD	IP2XD	IP2XD	IP2XD	IP2XD	IP2XD							
Poles														
Contact Gap Minimum														
Terminal Capacity														
Earth Terminal Capacity								5 x 1mm ²	5 x 1mm ²	5 x 1mm ²	5 x 1mm ²	5 x 1mm ²	5 x 1mm ²	5 x 1mm ²
								4 x 1.5mm ²	4 x 1.5mm ²	4 x 1.5mm ²	4 x 1.5mm ²	4 x 1.5mm ²	4 x 1.5mm ²	4 x 1.5mm ²
								3 x 2.5mm ²	3 x 2.5mm ²	3 x 2.5mm ²	3 x 2.5mm ²	3 x 2.5mm ²	3 x 2.5mm ²	3 x 2.5mm ²
								1 x 4mm ² Multi-Strand	1 x 4mm ² Multi-Strand	1 x 4mm ² Multi-Strand	1 x 4mm ² Multi-Strand	1 x 4mm ² Multi-Strand	1 x 4mm ² Multi-Strand	1 x 4mm ² Multi-Strand
	1 x 6mm ²	1 x 6mm ²	1 x 6mm ²	1 x 6mm ²	1 x 6mm ²	1 x 6mm ²	1 x 6mm ²							
Product Class 1	Must be earthed if supply cable is metallic													
Ambient Operating Temperature	-5° to +40°C	-5° to +40°C	-5° to +40°C	-5° to +40°C	-5° to +40°C	-5° to +40°C	-5° to +40°C							
Recommended Location	Indoor use only	Indoor use only	Indoor use only	Indoor use only	Indoor use only	Indoor use only	Indoor use only							
Max installation Altitude	2000m	2000m	2000m	2000m	2000m	2000m	2000m							
BS EN ISO Standard														
Cable outlet (min)														
Cable outlet (max)														
Additional Notes :	<p>Note Mains operated and extra low voltage products must not be installed in the same face plate aperture. When installing within the same back box , phase barriers MUST be used to separate the two voltages. See BS 7671 Wiring regulations for further details.</p>													

 Cheriton Victorian AB, PB, BC, SC	<i>DGTRI</i>	<i>DGTVF</i>	<i>DGTVM</i>	<i>DGSAT</i>	<i>DGENT</i>	<i>DGENT+TVF</i> <i>+TCS</i>	<i>TCM</i>	<i>TCS</i>	<i>RJ12</i>	<i>RJ12/2</i>	<i>RJ45</i>	<i>RJ45/2</i>	
Insert type	Digital Aerial socket	Digital Aerial socket	Digital Aerial socket	Digital Aerial socket	Digital Aerial socket	Digital Aerial socket	LJ Telephone master socket	LJ Telephone slave socket	6 wire Telephone socket	6 wire double Telephone socket	8 wire data socket	8 wire double data socket	
Plate material (see general notes)	Metal	Metal	Metal	Metal	Metal	Metal	Metal	Metal	Metal	Metal	Metal	Metal	
Size (single) height	88mm	88mm	88mm	88mm	88mm		88mm	88mm	88mm	88mm	88mm	88mm	
Size (single) width	88mm	88mm	88mm	88mm	88mm		88mm	88mm	88mm	88mm	88mm	88mm	88mm
Size (single) depth	8.5mm	8.5mm	8.5mm	8.5mm	8.5mm		8.5mm	8.5mm	8.5mm	8.5mm	8.5mm	8.5mm	8.5mm
Size (double) height							86mm						
Size (double) width							146mm						
Size (double) depth							8.5mm						
Box fixing hole centres	60.3mm	60.3mm	60.3mm	60.3mm	60.3mm	120.6mm	60.3mm	60.3mm	60.3mm	60.3mm	60.3mm	60.3mm	
Grid fixing hole centres	Grid fixing inserts are available on Cheriton Victorian plates. For full details refer to GRID-IT technical pages and GRID-IT catalogue												
Minimum wall box depth	35mm	35mm	35mm	35mm	35mm	35mm	25mm	25mm	35mm	35mm	35mm	35mm	
Wattage													
Current rating													
Voltage													
Max load													
Hz													
IP rating	IP2XD	IP2XD	IP2XD	IP2XD	IP2XD	IP2XD	IP2XD	IP2XD	IP2XD	IP2XD	IP2XD	IP2XD	
Poles													
Contact Gap Minimum													
Terminal Capacity													
Earth Terminal Capacity	5 x 1mm ²	5 x 1mm ²	5 x 1mm ²	5 x 1mm ²	5 x 1mm ²	5 x 1mm ²	5 x 1mm ²	5 x 1mm ²	5 x 1mm ²	5 x 1mm ²	5 x 1mm ²	5 x 1mm ²	
	4 x 1.5mm ²	4 x 1.5mm ²	4 x 1.5mm ²	4 x 1.5mm ²	4 x 1.5mm ²	4 x 1.5mm ²	4 x 1.5mm ²	4 x 1.5mm ²	4 x 1.5mm ²	4 x 1.5mm ²	4 x 1.5mm ²	4 x 1.5mm ²	
	3 x 2.5mm ²	3 x 2.5mm ²	3 x 2.5mm ²	3 x 2.5mm ²	3 x 2.5mm ²	3 x 2.5mm ²	3 x 2.5mm ²	3 x 2.5mm ²	3 x 2.5mm ²	3 x 2.5mm ²	3 x 2.5mm ²	3 x 2.5mm ²	
	1 x 4mm ² Multi-Strand 1 x 6mm ²	1 x 4mm ² Multi-Strand 1 x 6mm ²	1 x 4mm ² Multi-Strand 1 x 6mm ²	1 x 4mm ² Multi-Strand 1 x 6mm ²	1 x 4mm ² Multi-Strand 1 x 6mm ²	1 x 4mm ² Multi-Strand 1 x 6mm ²	1 x 4mm ² Multi-Strand 1 x 6mm ²	1 x 4mm ² Multi-Strand 1 x 6mm ²	1 x 4mm ² Multi-Strand 1 x 6mm ²	1 x 4mm ² Multi-Strand 1 x 6mm ²	1 x 4mm ² Multi-Strand 1 x 6mm ²	1 x 4mm ² Multi-Strand 1 x 6mm ²	1 x 4mm ² Multi-Strand 1 x 6mm ²
Product Class 1	Must be earthed if supply cable is						Must be earthed if supply cable is metallic						
Ambient Operating Temperature	-5° to +40°C	-5° to +40°C	-5° to +40°C	-5° to +40°C	-5° to +40°C	-5° to +40°C	-5° to +40°C	-5° to +40°C	-5° to +40°C	-5° to +40°C	-5° to +40°C	-5° to +40°C	
Recommended Location	Indoor use only	Indoor use only	Indoor use only	Indoor use only	Indoor use only	Indoor use only	Indoor use only	Indoor use only	Indoor use only	Indoor use only	Indoor use only	Indoor use only	
Max installation Altitude	2000m	2000m	2000m	2000m	2000m	2000m	2000m	2000m	2000m	2000m	2000m	2000m	
BS EN ISO Standard													
Cable outlet (min)													
Cable outlet (max)													
Additional Notes :	Note Mains operated and extra low voltage products must not be installed in the same face plate aperture. When installing within the same back box , phase barriers MUST be used to separate the two voltages. See BS 7671 Wiring regulations for further details.												

 Cheriton Victorian AB, PB, BC, SC	<i>P1X400</i>	<i>P2X400</i>	<i>P3X400</i>	<i>P4X400</i>	<i>P1X600</i>	<i>P1X1000</i>	<i>P1X200VA</i>	<i>P2X200VA</i>	<i>P1X300VA</i>	
Insert type	Dimmer (resistive)*	Dimmer (resistive)*	Dimmer (resistive)*	Dimmer (resistive)*	Dimmer (resistive)*	Dimmer (resistive)*	Dimmer (resistive)*	Dimmer (inductive)*	Dimmer (inductive)*	Dimmer (inductive)*
Plate material (see general notes)	Metal	Metal	Metal	Metal	Metal	Metal	Metal	Metal	Metal	Metal
Size (single) height	88mm	88mm			88mm			88mm	88mm	88mm
Size (single) width	88mm	88mm			88mm			88mm	88mm	88mm
Size (single) depth	8.5mm	8.5mm			8.5mm			8.5mm	8.5mm	8.5mm
Size (double) height			86mm	86mm			86mm			
Size (double) width			146mm	146mm			146mm			
Size (double) depth			8.5mm	8.5mm			8.5mm			
Box fixing hole centres	60.3mm	60.3mm	120.6mm	120.6mm	60.3mm	120.6mm	60.3mm	60.3mm	60.3mm	
Grid fixing hole centres	Grid fixing inserts are available on Cheriton Victorian plates. For full details refer to GRID-IT technical pages and GRID-IT catalogue									
Minimum wall box depth	35mm	35mm	35mm	35mm	35mm	35mm	35mm	35mm	35mm	
Wattage	400w	400w	400w	300w	600w	1kw	200va (low voltage)	200va (low voltage) per gang	300 va (low voltage)	
Current rating	1.66 amps	1.66amps per gang	1.66amps per gang	1.25amps per gang	2.5 amps	4.16amps	0.8 amps	0.8 amps	1.25 amps	
Voltage	220/250V AC	220/250V AC	220/250V AC	220/250V AC	220/250V AC	220/250V AC	220/250V AC	220/250V AC	220/250V AC	
Max load	400w resistive	400w resistive per gang	400w resistive per gang	300w resistive per gang	600w resistive	1kw resistive	200va (low voltage)	200va per gang (low voltage)	300va (low voltage)	
Hz	50 Hz	50 Hz	50 Hz	50 Hz	50 Hz	50 Hz	50 Hz	50Hz	50 Hz	
IP rating	IP2XD	IP2XD	IP2XD	IP2XD	IP2XD	IP2XD	IP2XD	IP2XD	IP2XD	
Poles	Single	Single	Single	Single	Single	Single	Single	1	Single	
Contact Gap Minimum	n/a	n/a	n/a	n/a	n/a	n/a	n/a	n/a	n/a	
Terminal Capacity	2 x 1mm ²	2 x 1mm ²	2 x 1mm ²	2 x 1mm ²	2 x 1mm ²	2 x 1mm ²	2 x 1mm ²	2 x 1mm ²	2 x 1mm ²	
	2 x 1.5mm ²	2 x 1.5mm ²	2 x 1.5mm ²	2 x 1.5mm ²	2 x 1.5mm ²	2 x 1.5mm ²	2 x 1.5mm ²	2 x 1.5mm ²	2 x 1.5mm ²	
Earth Terminal Capacity	5 x 1mm ²	5 x 1mm ²	5 x 1mm ²	5 x 1mm ²	5 x 1mm ²	5 x 1mm ²	5 x 1mm ²	5 x 1mm ²	5 x 1mm ²	
	4 x 1.5mm ²	4 x 1.5mm ²	4 x 1.5mm ²	4 x 1.5mm ²	4 x 1.5mm ²	4 x 1.5mm ²	4 x 1.5mm ²	4 x 1.5mm ²	4 x 1.5mm ²	
	3 x 2.5mm ²	3 x 2.5mm ²	3 x 2.5mm ²	3 x 2.5mm ²	3 x 2.5mm ²	3 x 2.5mm ²	3 x 2.5mm ²	3 x 2.5mm ²	3 x 2.5mm ²	
	1 x 4mm ² Multi-Strand 1 x 6mm ²	1 x 4mm ² Multi-Strand 1 x 6mm ²	1 x 4mm ² Multi-Strand 1 x 6mm ²	1 x 4mm ² Multi-Strand 1 x 6mm ²	1 x 4mm ² Multi-Strand 1 x 6mm ²	1 x 4mm ² Multi-Strand 1 x 6mm ²	1 x 4mm ² Multi-Strand 1 x 6mm ²	1 x 4mm ² Multi-Strand 1 x 6mm ²	1 x 4mm ² Multi-Strand 1 x 6mm ²	1 x 4mm ² Multi-Strand 1 x 6mm ²
Product Class 1	When dimmer modules are fitted to a metal face plate, the face plate must be earthed									
Ambient Operating Temperature	-5° to +40°C	-5° to +40°C	-5° to +40°C	-5° to +40°C	-5° to +40°C	-5° to +40°C	-5° to +40°C	-5° to +40°C	-5° to +40°C	-5° to +40°C
Recommended Location	Indoor use only	Indoor use only	Indoor use only	Indoor use only	Indoor use only	Indoor use only	Indoor use only	Indoor use only	Indoor use only	
Max installation Altitude	2000m	2000m	2000m	2000m	2000m	2000m	2000m	2000m	2000m	
BS EN ISO Standard	BS EN 60669-2-1	BS EN 60669-2-1	BS EN 60669-2-1	BS EN 60669-2-1	BS 5518			BS 5518		
Cable outlet (min)										
Cable outlet (max)										
Additional Notes :	<p>* Denotes LEADING EDGE TECHNOLOGY DIMMERS. Resistive dimmers are suitable for control of incandescent lamps. When dimming GU10 type mains halogen or linear halogen lamps the dimmers need to be derated by 25%. When used for dimming low voltage electronic halogen transformers, it must be noted that the dimmer controls the primary side of the transformer. It is important that you seek advice from the transformer manufacturer that their transformers are suitable to be dimmed by a leading edge type dimmer and that it is compatible with a Hamilton manufactured, resistive, leading edge dimmer. Inductive dimmers are suitable for dimming Laminated or Toroidal type low voltage halogen transformers only.</p>									

 Cheriton Victorian AB, PB, BC, SC	P1XTE25	P2XTE25	P3XTE25	P4XTE25	1XTM25	2XTM25	3XTM25	4XTM25
Insert type	Dimmer (resistive and inductive)*	Dimmer (resistive and inductive)*	Dimmer (resistive and inductive)*	Dimmer (resistive and inductive)*	Dimmer (resistive and inductive)*	Dimmer (resistive and inductive)*	Dimmer (resistive and inductive)*	Dimmer (resistive and inductive)*
Plate material (see general notes)	Metal	Metal	Metal	Metal	Metal	Metal	Metal	Metal
Size (single) height	88mm	88mm			88mm	88mm		
Size (single) width	88mm	88mm			88mm	88mm		
Size (single) depth	8.5mm	8.5mm			8.5mm	8.5mm		
Size (double) height			86mm	86mm			86mm	86mm
Size (double) width			146mm	146mm			146mm	146mm
Size (double) depth			8.5mm	8.5mm			8.5mm	8.5mm
Box fixing hole centres	60.3mm	60.3mm	120.6mm	120.6mm	60.3mm	60.3mm	120.6mm	120.6mm
Grid fixing hole centres								
Minimum wall box depth	35mm	35mm	35mm	35mm	35mm	35mm	35mm	35mm
Wattage	250W Resistive 210VA Inductive	250W Resistive 210VA Inductive	250W Resistive 210VA Inductive	250W Resistive 210VA Inductive	250W Resistive 210VA Inductive	250W Resistive 210VA Inductive	250W Resistive 210VA Inductive	250W Resistive 210VA Inductive
Current rating	1.1 amps per gang	1.1 amps per gang	1.1 amps per gang	1.1 amps per gang	1.1 amps per gang	1.1 amps per gang	1.1 amps per gang	1.1 amps per gang
Voltage	220/250V AC	220/250V AC	220/250V AC	220/250V AC	220/250V AC	220/250V AC	220/250V AC	220/250V AC
Max load	250W Resistive 210VA Inductive	250W Resistive per gang 210VA Inductive per gang	250W Resistive per gang 210VA Inductive per gang	250W Resistive per gang 210VA Inductive per gang	250W Resistive 210VA Inductive	250W Resistive per gang 210VA Inductive per gang	250W Resistive per gang 210VA Inductive per gang	250W Resistive per gang 210VA Inductive per gang
Hz	50Hz	50Hz	50Hz	50Hz	50Hz	50Hz	50Hz	50Hz
IP rating	IP2XD	IP2XD	IP2XD	IP2XD	IP2XD	IP2XD	IP2XD	IP2XD
Poles	Single	Single	Single	Single	n/a	n/a	n/a	n/a
Contact Gap Minimum	n/a	n/a	n/a	n/a	n/a	n/a	n/a	n/a
Terminal Capacity	2 x 1mm ² 2 x 1.5mm ²	2 x 1mm ² 2 x 1.5mm ²	2 x 1mm ² 2 x 1.5mm ²	2 x 1mm ² 2 x 1.5mm ²	2 x 1mm ² 2 x 1.5mm ²	2 x 1mm ² 2 x 1.5mm ²	2 x 1mm ² 2 x 1.5mm ²	2 x 1mm ² 2 x 1.5mm ²
Earth Terminal Capacity	5 x 1mm ² 4 x 1.5mm ² 3 x 2.5mm ² 1 x 4mm ² Multi-Strand 1 x 6mm ²	5 x 1mm ² 4 x 1.5mm ² 3 x 2.5mm ² 1 x 4mm ² Multi-Strand 1 x 6mm ²	5 x 1mm ² 4 x 1.5mm ² 3 x 2.5mm ² 1 x 4mm ² Multi-Strand 1 x 6mm ²	5 x 1mm ² 4 x 1.5mm ² 3 x 2.5mm ² 1 x 4mm ² Multi-Strand 1 x 6mm ²	5 x 1mm ² 4 x 1.5mm ² 3 x 2.5mm ² 1 x 4mm ² Multi-Strand 1 x 6mm ²	5 x 1mm ² 4 x 1.5mm ² 3 x 2.5mm ² 1 x 4mm ² Multi-Strand 1 x 6mm ²	5 x 1mm ² 4 x 1.5mm ² 3 x 2.5mm ² 1 x 4mm ² Multi-Strand 1 x 6mm ²	5 x 1mm ² 4 x 1.5mm ² 3 x 2.5mm ² 1 x 4mm ² Multi-Strand 1 x 6mm ²
Product Class 1	When dimmer modules are fitted to a metal face plate, the face plate must be earthed							
Ambient Operating Temperature	-5° to +40°C	-5° to +40°C	-5° to +40°C	-5° to +40°C	-5° to +40°C	-5° to +40°C	-5° to +40°C	-5° to +40°C
Recommended Location	Indoor use only	Indoor use only	Indoor use only	Indoor use only	Indoor use only	Indoor use only	Indoor use only	Indoor use only
Max installation Altitude	2000m	2000m	2000m	2000m	2000m	2000m	2000m	2000m
BS EN ISO Standard	BS EN 60669-2-1	BS EN 60669-2-1	BS EN 60669-2-1	BS EN 60669-2-1	BS EN 60669-2-1	BS EN 60669-2-1	BS EN 60669-2-1	BS EN 60669-2-1
Cable outlet (min)								
Cable outlet (max)								
Additional Notes :	* Denotes TRAILING EDGE TECHNOLOGY DIMMERS. Are suitable for control of both resistive and inductive loads. When used for dimming low voltage electronic halogen transformers, it must be noted that the dimmer controls the primary side of the transformer.							

 Cheriton Victorian AB, PB, BC, SC	<i>1XTS</i>	<i>2XTS</i>	<i>3XTS</i>	<i>4XTS</i>	<i>BPS</i>	<i>BPD</i>	<i>EURO2</i>	<i>EURO4</i>				
Insert type	Touch Slave	Touch Slave	Touch Slave	Touch Slave	Single blank plate	Double blank plate	Single plate with 2 x Eurodata cutout	Double plate with 4 x Eurodata cut out				
Plate material (see general notes)	Metal	Metal	Metal	Metal	Metal	Metal	Metal	Metal (2 part)				
Size (single) height	88mm	88mm			88mm			88mm				
Size (single) width	88mm	88mm			88mm			88mm				
Size (single) depth	8.5mm	8.5mm			8.5mm			8.5mm				
Size (double) height			86mm	86mm			86mm	86mm				
Size (double) width			146mm	146mm			146mm	146mm				
Size (double) depth			8.5mm	8.5mm			8.5mm	8.5mm				
Box fixing hole centres	60.3mm	60.3mm	120.6mm	120.6mm	60.3mm	120.6mm	60.3mm	120.6mm				
Grid fixing hole centres												
Minimum wall box depth									35mm	35mm	35mm	35mm
Wattage									N/A	N/A	N/A	N/A
Current rating									n/a	n/a	n/a	n/a
Voltage									220/250V AC	220/250V AC	220/250V AC	220/250V AC
Max load									N/A	N/A	N/A	N/A
Hz									50Hz	50Hz	50Hz	50Hz
IP rating									IP2XD	IP2XD	IP2XD	IP2XD
Poles									n/a	n/a	n/a	n/a
Contact Gap Minimum									n/a	n/a	n/a	n/a
Terminal Capacity	2 x 1mm ²	2 x 1mm ²	2 x 1mm ²	2 x 1mm ²								
	2 x 1.5mm ²	2 x 1.5mm ²	2 x 1.5mm ²	2 x 1.5mm ²								
Earth Terminal Capacity	5 x 1mm ²	5 x 1mm ²	5 x 1mm ²	5 x 1mm ²	5 x 1mm ²	5 x 1mm ²	5 x 1mm ²	5 x 1mm ²				
	4 x 1.5mm ²	4 x 1.5mm ²	4 x 1.5mm ²	4 x 1.5mm ²	4 x 1.5mm ²	4 x 1.5mm ²	4 x 1.5mm ²	4 x 1.5mm ²				
	3 x 2.5mm ²	3 x 2.5mm ²	3 x 2.5mm ²	3 x 2.5mm ²	3 x 2.5mm ²	3 x 2.5mm ²	3 x 2.5mm ²	3 x 2.5mm ²				
	1 x 4mm ² Multi-Strand	1 x 4mm ² Multi-Strand	1 x 4mm ² Multi-Strand	1 x 4mm ² Multi-Strand	1 x 4mm ² Multi-Strand	1 x 4mm ² Multi-Strand	1 x 4mm ² Multi-Strand	1 x 4mm ² Multi-Strand				
	1 x 6mm ²	1 x 6mm ²	1 x 6mm ²	1 x 6mm ²	1 x 6mm ²	1 x 6mm ²	1 x 6mm ²	1 x 6mm ²				
Product Class 1	When slave modules are fitted to a metal face plate, the face plate must be earthed											
Ambient Operating Temperature	-5° to +40°C	-5° to +40°C	-5° to +40°C	-5° to +40°C								
Recommended Location	Indoor use only	Indoor use only	Indoor use only	Indoor use only								
Max installation Altitude	2000m	2000m	2000m	2000m								
BS EN ISO Standard	BS EN 60669-2-1	BS EN 60669-2-1	BS EN 60669-2-1	BS EN 60669-2-1								
Cable outlet (min)												
Cable outlet (max)												
Additional Notes :							See Data & media catalogue for a full range of inserts.					