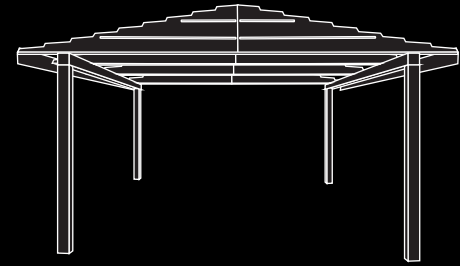
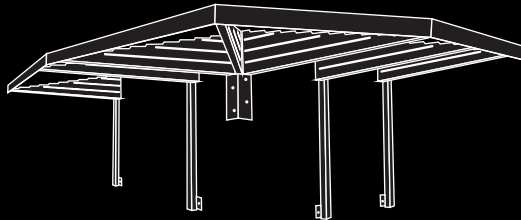
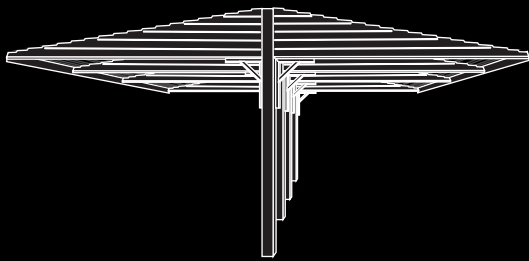
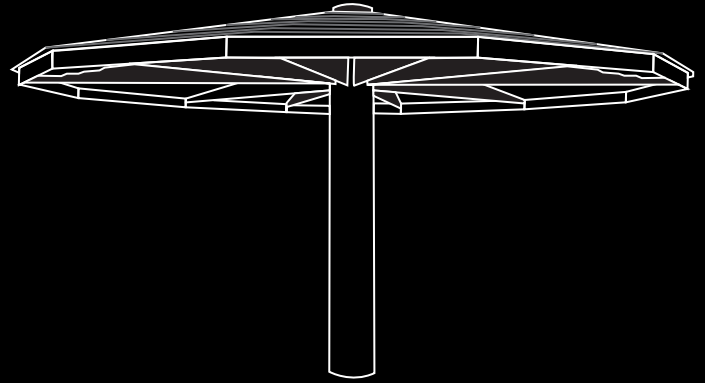
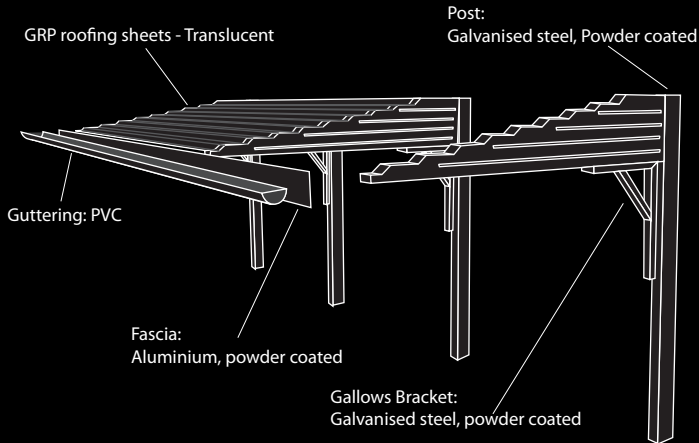



# Connekt

www.canopiesuk.co.uk


Connekt is a modular system, and can have many uses.  
Below are some of the designs




## Colour options



Red




Yellow




Green



Blue




White



Brown

We can also bespoke colours and match any RAL number provided.

## Beam projections



Available in 3.6m, 3m, 2.4m, 1.8m, 1.2 and 0.8m. (Any projection over 3m will need Gallows Brackets).

**canopies uk**

Chanters Way  
Darwen  
Lancashire  
BB3 0GY

Tel: 01254 777 002  
Fax: 01254 775 747  
Email: karen@canopiesuk.co.uk  
www.canopiesuk.co.uk



<b>Posts &amp; Brackets</b>	Our standard uprights and wall-mounted brackets will be manufactured from PFC or SHS steel dependant upon the site-specific structural calculations. All steelwork will be galvanised and powder coated. Gallows brackets are only used on a canopy spanning more than 3 metres.
<b>Roofing Panels</b>	Our roof sheets are solid GRP which is Glass Reinforced Plastic. The panels are translucent and allow 90% light transmission whilst the UV filter blocks all UV radiation. Whilst still allowing plenty of light through, the panels also cast plenty of shade and reflect the heat and glare of the sun.
<b>Main Supporting Beams</b>	These are also made of GRP and can be colour coded to match the structure. We manufacture these at set sizes and have the ability to alter these for bespoke installations. Our beams are continually tested in house and come complete with structural calculations for wind and snow loadings.
<b>Rainwater</b>	High capacity PVC gutters and downpipes are provided as standard when stated in the quotation. Where possible the guttering will discharge into existing surface water drainage.
<b>Method of fixing</b>	When posts are required these will be set into mass filled concrete foundations. If the canopy has any wall mounted fixings these are fixed to the masonry with resin anchors. Access to the area is required to deliver concrete and remove spoil.
<b>Structural Calculations</b>	All of our canopies come complete with site-specific calculations. This means that the canopy is designed with your location in mind, taking into account the wind and snow loadings and altitude above sea level. If you require a structural submission for building control this can be provided at no additional cost.
<b>Flashing Detail</b>	GRP Flashing will be used to seal the canopy to the masonry where possible. Where the canopy is freestanding or protrudes above the height of the buildings guttering we would use a GRP infill panel to provide all weather protection.
<b>Installation</b>	All our installation teams are employed directly by Canopies Uk with no sub-contracting. Our teams have had full health and safety training and are have been fully CRB checked and carry CSCS cards. We will normally reinstate the current surface with a repair to the tarmac, concrete or paving as required. Some scarring is inevitable when reinstating the surface and where soft play is present this is unavoidable.
<b>Warranty</b>	Our Canopies come complete with a 10 Year Guarantee. For further terms and conditions please see our website <a href="http://www.canopiesuk.co.uk">www.canopiesuk.co.uk</a> .