

ECOPHON CLIPSO™ SO AERO

Ecophon Clipso™ So Aero combines acoustic performance and elegant design. Create interesting design expressions with a wide range of standard sizes or use custom-made shapes in your own design. Easy to install with wires in ceiling, or brackets for wall mounting.





ACOUSTIC FABRIC 495D / 495AC

Area weight 245 g/m²

Reaction to fire B-s1,d0 (EN 13501-1)

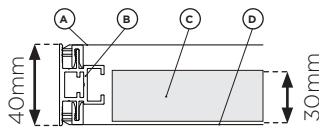


ALUMINIUM FRAMES

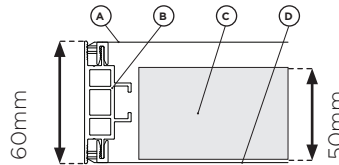
Available with a visible profile edge or fabric wrapped.

Aluminium frames are available in three finishes, anodised, white or black.

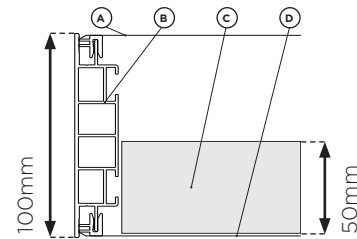
SO AERO 40mm



SO AERO 60mm



SO AERO 100mm



- (A) Fabric backing
- (B) Profile CPA40/CPA60/CAC100
- (C) Acoustic absorber LA30/LA50
- (D) Front acoustic fabric



SHAPES

SQUARE



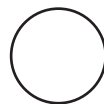
1800x1800mm
2400x2400mm
(T=40/60/100)

RECTANGLE



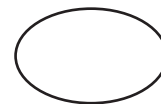
1800x1200mm
2400x1200mm
(T=40/60/100)

CIRCLE



Ø1400mm
(T=40mm)
Ø1800mm
(T=60/100mm)

ELLIPSE

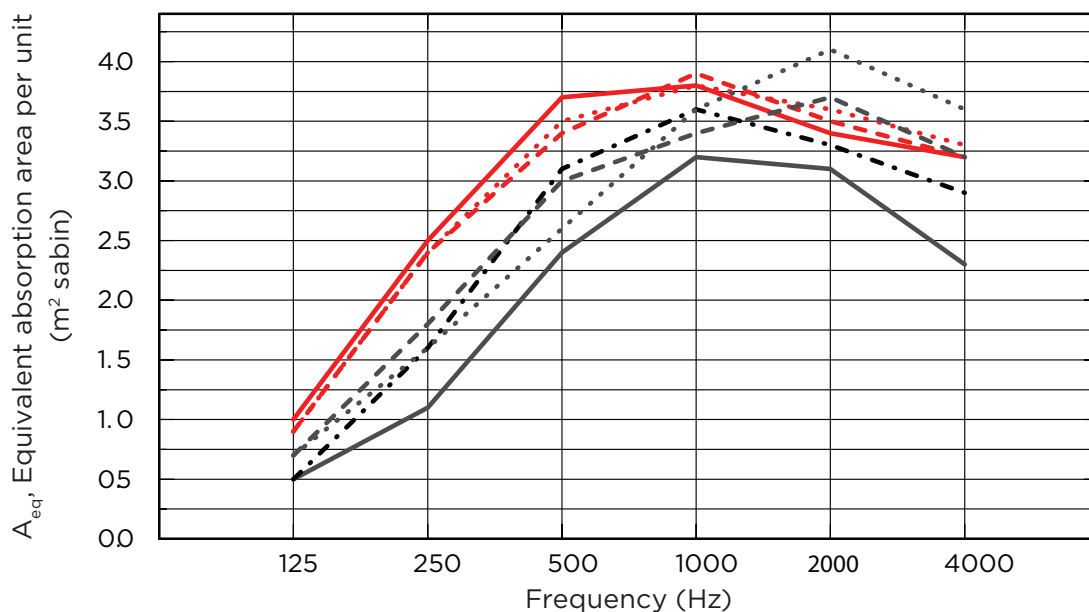


1850x1200mm
(T=60)

CUSTOMISED



Customised
shapes, contact
Ecophon.



—	So Aero 495D with 50 mm absorber	2400x1200x100mm	300 mm o.d.s.
- - -	So Aero 495D with 50 mm absorber	2400x1200x60mm	260 mm o.d.s.
.....	So Aero 495AC with 50 mm absorber	2400x1200x60mm	260 mm o.d.s.
—	So Aero 495D with 30 mm absorber	2400x1200x40mm	40 mm o.d.s.
- - -	So Aero 495D with 30 mm absorber	2400x1200x40mm	140 mm o.d.s.
- - -	So Aero 495D with 30 mm absorber	2400x1200x40mm	240 mm o.d.s.
.....	So Aero 495D with 30 mm absorber	2400x1200x40mm	440 mm o.d.s.

o.d.s = overall depth of system

			A_{eq}, Equivalent absorption area per unit (m² sabin)					
	THK mm	o.d.s. mm	125 Hz	250 Hz	500 Hz	1000 Hz	2000 Hz	4000 Hz
495D, 50 mm absorber	100	300	1.0	2.5	3.7	3.8	3.4	3.2
495D, 50 mm absorber	60	260	0.9	2.4	3.4	3.9	3.5	3.2
495AC, 50 mm absorber	60	260	0.9	2.4	3.5	3.8	3.6	3.3
495D, 30 mm absorber	40	40	0.5	1.1	2.4	3.2	3.1	2.3
495D, 30 mm absorber	40	140	0.5	1.6	3.1	3.6	3.3	2.9
495D, 30 mm absorber	40	240	0.7	1.8	3.0	3.4	3.7	3.2
495D, 30 mm absorber	40	440	0.7	1.6	2.6	3.6	4.1	3.6

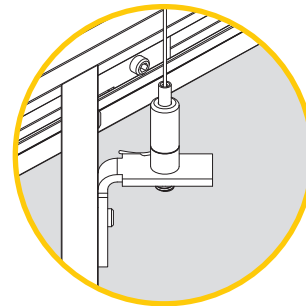
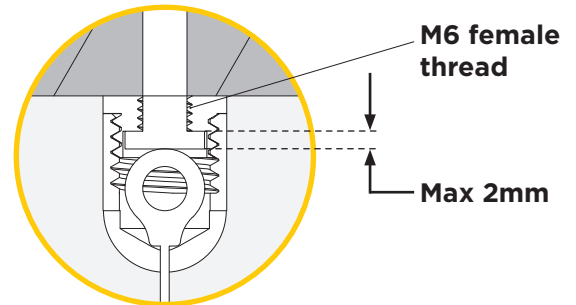
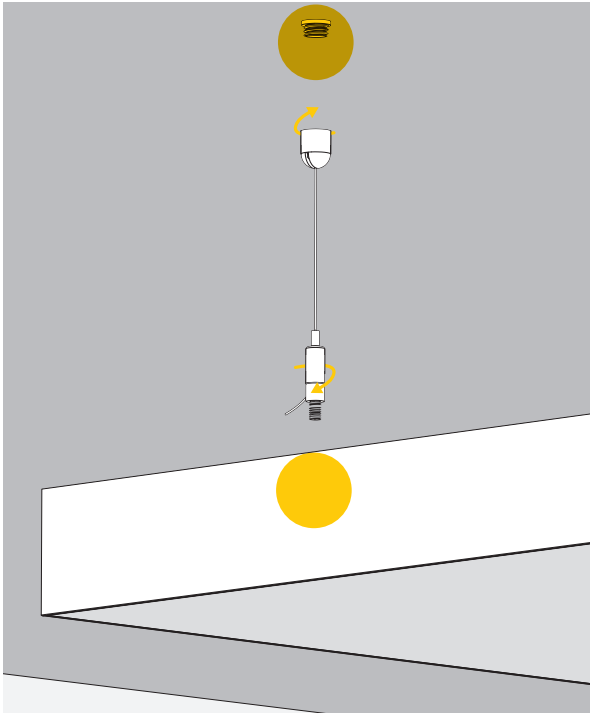


MOUNTING CONFIGURATIONS

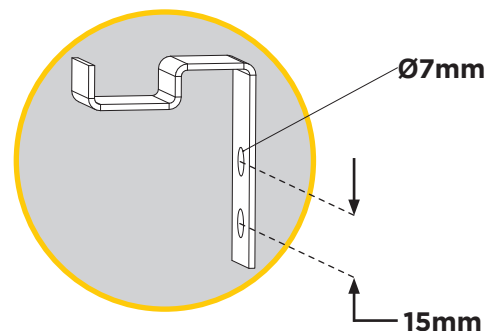
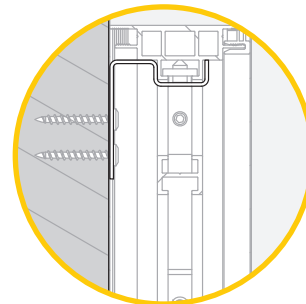
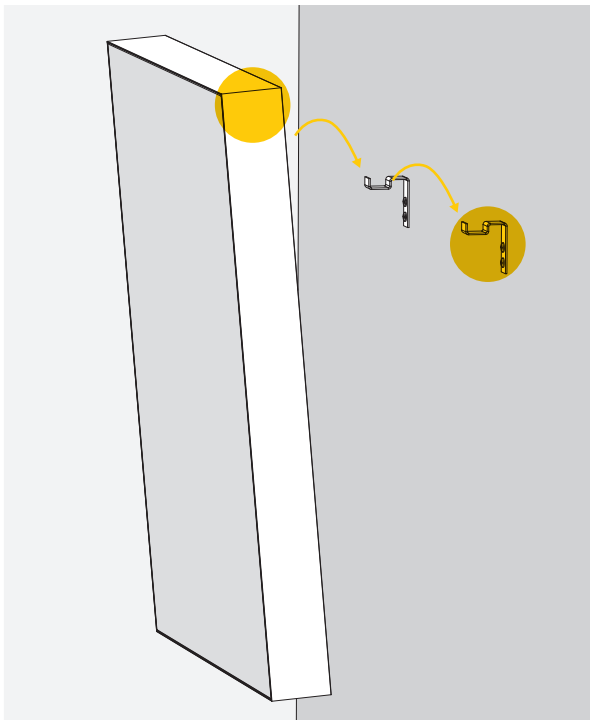
All required mounting accessories are included for selected configuration.

HORIZONTAL - WIRE KIT

Max 10kg per wire



VERTICAL - DIRECT BRACKET



Any picture, description, illustration and dimensions contained in this document is for information purpose only and is not contractual. This brochure shows Ecophon products and may contain third-party's products. Ecophon shall not be liable for any misprint. Ecophon reserves the right to change product specifications at any time without prior notice. Recommendations of use and installation/assembly, as well as storage, maintenance and indoor environment conditions, must always be respected. Please refer to the applicable technical documentation, such as technical data sheet and installation guidelines. For a comprehensive and up-to-date library of information, including the last version of applicable General Terms and Conditions of Sales, please visit www.ecophon.com