

# ECOPHON FOCUS™ DT

Ecophon Focus™ Dt has a concealed grid with a decorative aluminium profile between each panel, creating an expressive and elegant design. The system is modular, demountable and easy to install with the possibility to integrate light fittings and ventilation. Focus Dt and Precision Lock system – patent pending.




# Ecophon Focus™ Dt


## SYSTEM RANGE




Size, mm	600x600
T24	•
Thickness	20
Inst. Diagr.	M673, M674




Section of Focus Dt system with Connect T24 Main runner PL. Dark Diamond & gold



Section of Focus Dt system with Connect T24 Main runner PL. White Frost & gold



Focus Dt system, Dark Diamond & gold



Focus Dt system, Dark Diamond & aluminium

## TYPE OF APPLICATION

- Additional areas
- Education
- Healthcare
- Office

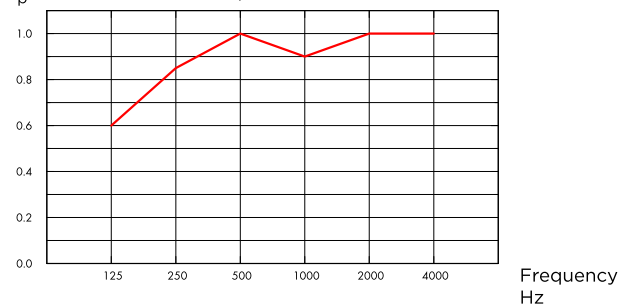


## ACOUSTIC

### Sound Absorption

Test results according to EN ISO 354. Classification according to EN ISO 11654, and the single value rating for Noise Reduction Coefficient, NRC, according to ASTM C 423.

$\alpha_p$ , Practical sound absorption coefficient



— Focus Dt 20 mm, 200 mm o.d.s.

o.d.s = overall depth of system

THK mm	o.d.s. mm	$\alpha_p$ , Practical sound absorption coefficient						$\alpha_w$	Sound absorption class
		125 Hz	250 Hz	500 Hz	1000 Hz	2000 Hz	4000 Hz		
20	200	0.60	0.85	1.00	0.90	1.00	1.00	1.00	A

THK mm	o.d.s. mm	NRC
20	200	0.95



## INDOOR AIR QUALITY

Certificate / Label	
Eurofins Indoor Air Comfort®	IAC Gold
French VOC	A+





## CRADLE TO CRADLE CERTIFIED®

This product is Cradle to Cradle Certified® at Bronze level (version 4.0).



### MATERIAL HEALTH

This product has received a C2C Certified Material Health Certificate™ at the Silver level (standard version 4.0). The C2C Certified Material Health Certificate™ is a verification of the health and safety of a product's composition using the Material Health requirements of the Cradle-to-Cradle Certified Product Standard.



### CARBON FOOTPRINT

Life-cycle stages A1 to C4 from EPD, in conformity with ISO 14025 / EN 15804

	kg CO <sub>2</sub> equiv/m <sup>2</sup>
Focus Ds (EN 15804+A2)	3,68



### CIRCULARITY

Minimum post-consumer recycled content	54%
Recyclability	Fully recyclable



### FIRE SAFETY

The glass wool core of the tiles is tested and classified as non-combustible according to EN ISO 1182.

Country		Class
Europe	EN 13501-1	A2-s1,d0



### HUMIDITY RESISTANCE

Class C, relative humidity 95% and 30°C, according to EN 13964:2014



### VISUAL APPEARANCE

Surface	Colour
Dark Diamond	Nearest NCS colour sample S 9000-N, 4% light reflectance
White Frost	Nearest NCS colour sample S 0500-N, 85% light reflectance. Gloss < 1



### CLEANABILITY

Daily dusting and vacuum cleaning. Weekly wet wiping.



### ACCESSIBILITY

The tiles in size 600x600 is easily demountable. Minimum demounting depth according to installation diagrams.



### INSTALLATION

Installed according to installation diagrams, installation guides and drawing aid. For information regarding minimum overall depth of system see quantity specification. The systems are not recommended for small rooms (approximately 2x2 m<sup>2</sup>). Ceilings with a large amount of integrations require careful planning, design and installation.



### PACKAGING INFORMATION

Information is indicative and subject to change.

	Edge	Panels / crt	m <sup>2</sup> / crt
600x600x20	Dt	20	7.20



## SYSTEM WEIGHT

Weight information is indicative and subject to variation.

	kg/m <sup>2</sup>
Focus Dt	2
Focus Dt + Connect grid system	3,3



## MECHANICAL PROPERTIES

See table about Max live load and Min load bearing capacity and Functional demands, Mechanical properties at [www.ecophon.com](http://www.ecophon.com).



## CE

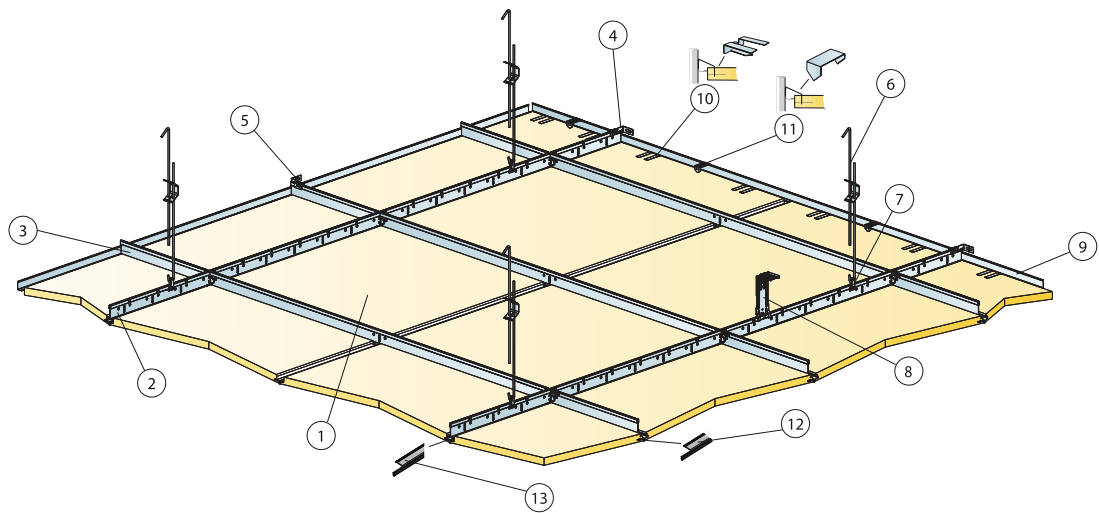
Ecophon ceiling systems are CE marked according to the European harmonized standard EN13964:2014. CE marked construction products are covered by a Declaration of Performance (DOP) which enables customers and users to easily compare performance of products available on the European market.

## COLOURS AND DESIGN

### Akutex™ FT

 White Frost	 Moonlight sky	 Highland fog	 Sunset heat	 Ocean storm	 Morning drizzle	 Peach rose
 Goji berry	 Scallop shells	 Fresh clover	 Sage garden	 Eucalyptus leaf	 Summer forest	 Golden field
 Ruby rock	 Wet sand	 Silent steam	 Dark diamond	 Cloudy day	 Volcanic ash	 Silver stone
 Silk slate						

Suspended, single layer system

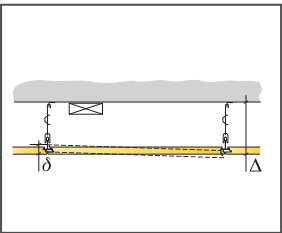


© Saint-Gobain Ecophon AB

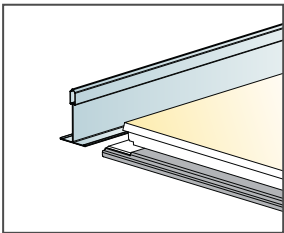
Installation diagram (M673) for Ecophon Focus Dt 600x600. Suspended installation

Quantity specification (excl. wastage)

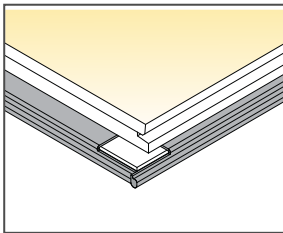
		Size, mm
		600x600
1	Focus Dt	2,8/m <sup>2</sup>
2	Connect T24 Main Runner PL, installed at 1200 mm centres	0,9m/m <sup>2</sup>
3	Connect T24 Cross Tee PL, L=1200 mm, installed at 600 mm centres	1,7m/m <sup>2</sup>
4	Connect Wall Bracket, fixed 1200mm centres for Main runner	2/suspended row of Main runner
5	Connect Wall Bracket, fixed 1200mm centres for Cross tee	1/row of cross tee
6	Connect Adjustable Hanger, installed at 1200 mm centres (max. distance from wall 600 mm)	0,7/m <sup>2</sup>
7	Connect Hanger Clip (not to be used in swimming hall environments)	0,7/m <sup>2</sup>
8	Alt. Connect Adjust direct bracket, installed at 1200 mm centres	0,7/m <sup>2</sup>
9	Connect Angle trim 15/22, fixed at 300 mm centres	as required
10	Connect Support clip DG20	1/300-400mm with 1 supporting edge
11	Connect Perimeter tile clip	1/perimeter tile with 1 supporting edge
12	Connect Dt trim, L=600	1,7m/m <sup>2</sup>
13	Connect Dt trim, L=596	1,7m/m <sup>2</sup>
Δ Min. overall depth of system, with adjustable hanger: 125 mm, with adjust direct bracket: 85mm		-
δ Min. demounting depth: 35 mm		-
For luminaire integration in panels use Connect Bridging		as required



See Quantity Specification



Dt trim

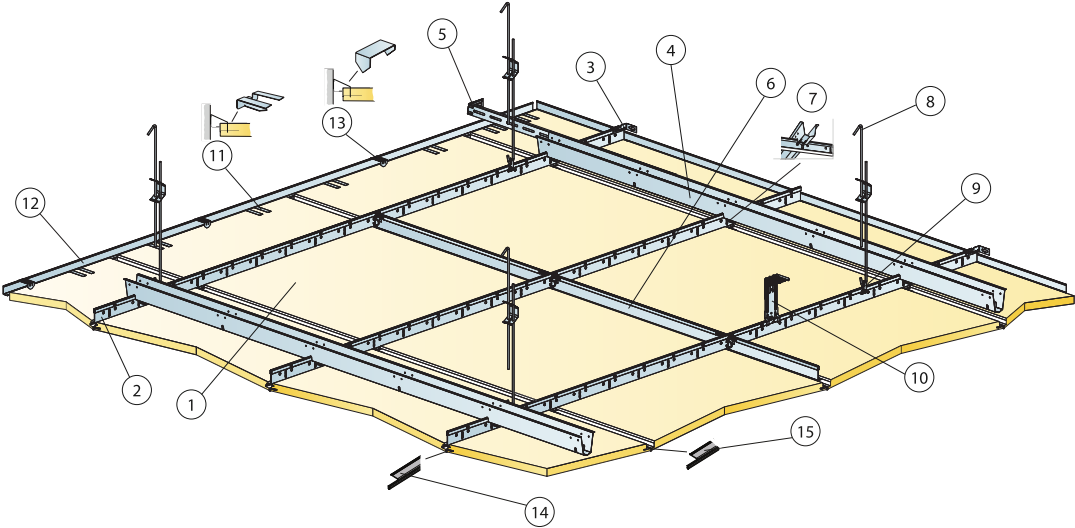


Edge meeting with two Dt trims, L = 600mm & 596mm

Size, mm	Max live load (N)	Min load bearing capacity (N)
600x600x20	50	160

Live load/load bearing capacity

Suspended with Space bar

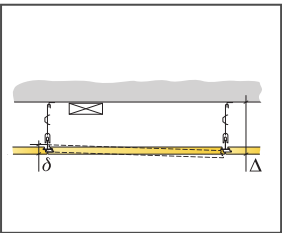


© Saint-Gobain Ecophon AB

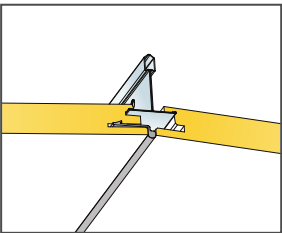
Installation diagram (M674) for Ecophon Focus Dt 600x600. Suspended installation

Quantity specification (excl. wastage)

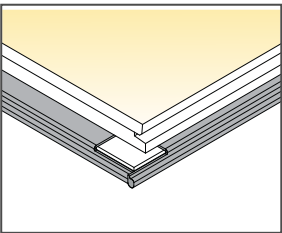
	Size, mm
	600x600
1 Focus Dt	2,8/m <sup>2</sup>
2 Connect T24 Main Runner PL, installed at 600 mm centres	1,7m/m <sup>2</sup>
3 Connect Wall Bracket for T-profiles	1/suspended row of Main runner
4 Connect Space Bar, installed at 1500 mm centres (max. distance from wall 300 mm)	0,7m/m <sup>2</sup>
5 Connect Wall Bracket, L=700 mm, for Connect Space Bar	1/row of Space bar
6 Connect T24 Cross Tee, L=600 mm	2/row of Main runner
7 Connect Space Bar Winch, installed one per joint Connect Main Runner/Connect Space Bar	1,4/m <sup>2</sup>
8 Connect Adjustable Hanger, installed at 1200 mm centres (max. distance from wall 600 mm)	0,7/m <sup>2</sup>
9 Connect Hanger Clip (not to be used in swimming hall environments)	0,7/m <sup>2</sup>
10 Alt. Connect Adjust direct bracket, installed at 1200 mm centres	0,7/m <sup>2</sup>
11 Connect Support clip DG20	1/300-400mm with 1 supporting edge
12 Connect Angle trim 15/22, fixed at 300 mm centres	as required
13 Connect Perimeter tile clip	1/perimeter tile with 1 supporting edge
14 Connect Dt trim, L=600	1,7m/m <sup>2</sup>
15 Connect Dt trim, L=596	1,7m/m <sup>2</sup>
Δ Min. overall depth of system, with adjustable hanger: 125 mm, with adjust direct bracket: 140mm	-
δ Min. demounting depth: 35 mm	-
For luminaire integration in panels use Connect Bridging	as required



See Quantity Specification



Focus Dt section with Dt trim, L = 600mm



Edge meeting with two Dt trims, L = 600mm & 596mm

Size, mm	Max live load (N)	Min load bearing capacity (N)
600x600x20	35	160

Live load/load bearing capacity