

Miele

Which machine is right for your business?

Washing machines and dryers



Miele Little Giants

Domestic

Based on most comparable domestic appliance

Tested to

30,000 hours

Based on 56 cycles per week for 10 years

10,000 hours

Based on 5 cycles a week over a 20 year period.

Cycle times

Wash 49 mins / Dry 38 mins
87 mins total

Wash 149 mins / Dry 184mins
333 mins total*

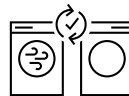
Compliant with Water Regulations for businesses?

Yes

No

*Based on a 65° wash

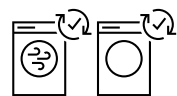
Why Miele?



The new generations contribute to
22% water and 28% energy savings
(Cottons 60°C cold water)*
and at least
95% of the components
can be recycled.



The on/off switch on our washing machines and tumble dryers is tested to operate
100,000 times



Our tumble dryers are tested to
40,000 cycles
and our washing machines are tested to
30,000 cycles



The doors on our washing machines are opened, closed, locked and unlocked
60,000 times

Miele

Which machine is right for your business?

Dishwashers




	Miele ProfiLine	Domestic Based on most comparable domestic appliance
Tested to	12,500 cycles	5,600 cycles
Cycle times	20 minutes 49 place settings can be cleaned per hour.	58 minutes. 14 place settings can be cleaned per hour.
Compliant with Water Regulations for businesses?	Yes	No

Why Miele?



Model shown is the new MasterLine range



The doors on our dishwashers are opened and closed
100,000 times



Our Masterline freshwater dishwashers are tested to
28,000 cycles

Pass through dishwashers with recovery systems contribute to
15% savings per cycle*

Get in touch to find out more

☎ **0330 160 6693**

✉ **professional.sales@miele.co.uk**

🌐 **miele.co.uk/pro**

🐦 **@MieleProf**

📺 **Miele Professional**