

# EMALIT® EVOLUTION

Lead-free toughened  
enamelled glass





Landesdienstleistungszentrum, Linz® Presse Land OÖ

## Product Description

EMALIT® EVOLUTION is an opaque coloured glass, produced by uniformly enamelling one side of the glass. The new enamels used do not contain any dangerous heavy metals\* (in particular: lead, cadmium, mercury or chromium VI). The enamel is fired at a very high temperature, in order to fuse permanently with the glass surface, giving the product exceptional durability.

EMALIT® EVOLUTION is a toughened safety glass manufactured in accordance with standard BS EN 12150. For certain applications it can be heat-strengthened in accordance with standard BS EN 1863.

## Applications

EMALIT® EVOLUTION is used primarily for external façades in insulated spandrels or cladding panels in non-vision areas for an aesthetically clean appearance. Uniform facades or contrasting features can be created, with the added reflective quality of glass.

## Benefits

**More environmentally friendly:** the enamel is free from lead and other dangerous metals making it more environmentally friendly and totally recyclable. During manufacture, the almost total absence of pollutants protects nature and health.

**Coloured façades:** EMALIT® EVOLUTION is available in a wide range of colours. Additional decorative effects can be obtained by enamelling different base glasses and/or designing specific colours.

**Exceptional durability and safety:** EMALIT® EVOLUTION is a toughened safety glass with the mechanical properties and durability inherent to clear toughened glass. The colours remain totally stable over time.

**Simple installation:** EMALIT® EVOLUTION is as easy to install as ordinary toughened glass.

\* <1000 ppm in the content of the paint

## EMALIT® EVOLUTION Standard Colour Collection


EMALIT® EVOLUTION is available in a range of 11 standard colours.

EMALIT® EVOLUTION CLASSIC:  
for uniformly coloured glass panels (see colour chart)


EMALIT® EVOLUTION CLASSIC EXTRA-WHITE:  
for pure white, using SGG DIAMANT® extra clear glass



BA0129 Polar White



BA9122 Harmonic Bronze



BA9125 Weathered Bronze



BA0116 Black



BA8122 Graphite Grey




BA8132 Dark Grey




BA8141 Mid Grey



BA8148 Industrial Grey



BA8153 Neutral Grey



BA6111 Blue Tone



BA7139 Cactus Green

### Bespoke Products:

In addition to the standard range of colours, bespoke colours and colour-matching services are available enabling most colours to be replicated. If you require information on these, and other, product variations e.g. the use of different substrate materials, please contact our specification sales team.



Broadwater Park, Denham

## Production Information

### General

EMALIT® EVOLUTION non-vision panels are designed for use with a back-up wall and are intended to be viewed from the reflective side (external) and not from the reverse side (internal), which has the ceramic ink applied to it. If viewed from the reverse side, pinholes and an undesirable lack of uniformity in the ceramic coating will be clearly evident, which would be considered as wholly unacceptable by the end user.

GLASSOLUTIONS will not knowingly supply EMALIT® EVOLUTION non-vision panels in applications where the glass will be viewed from the reverse side or where the panels will be installed without a back-up structure. The product is not designed for this application.

EMALIT® EVOLUTION is also designated for use with a dark background because any kind of backlighting can cause pinholes, stripes or clouding to become visible.

### Colour Tolerances

Slight colour differences may occur between samples and actual project deliveries because the product is a fusion of colour and glass. As a result, the self-colour of the glass, its thickness and surface structure influence colour appearance. Therefore, when colour differences exist between a sample and actual delivery it is not considered a defect. The same applies to any colour overrun on the edges of the glass.

### Dimensions

Minimum: 200mm x 200mm      Standard Maximum: 1600mm x 3000mm  
Larger sizes can be accommodated as a special order. Please contact us with your requirements.

#### GLASSOLUTIONS

Herald Way, Binley  
Coventry, CV3 2ZG

Tel: 024 7654 7400  
Fax: 024 7654 7799

[www.glassolutions.co.uk](http://www.glassolutions.co.uk)