

ENVIRONMENTAL PRODUCT DECLARATION

In accordance with ISO 14025 and EN 15804+A2 

BG-Graspointner GmbH – BG-FILCOTEN one OPA NW 200, No.0, L=1000mm, SW 23/70mm, D400, Typ M, without slope



GRASPOINTNER
Sustainable innovation.

BG-FILCOTEN®
one opa



Owner of the declaration

BG-Graspointner GmbH
Gessenschwandt 39
4882 Oberwang
Austria

Product

BG-FILCOTEN one OPA NW 200, No.0,
L=1000mm, SW 23/70mm, D400, Typ M,
without slope

Declared product / Functional unit

1 M of BG-FILCOTEN one OPA NW 200,
No.0, L=1000mm, SW 23/70mm, D400,
Typ M, without slope

This declaration is based on Product Category Rules

EN 15804:2012 + A2:2019,
NPCR 020 PART B for concrete and
concrete elements (v3.0)

Program operator:

EPD-Norge
Majorstuen P.O. Box 5250
N-0303 Oslo
Norway

Declaration number

NEPD-10054-10054-2

Registration number

NEPD-10054-10054-2

Issue date

24.03.2025

Valid to

23.03.2030

EPD Software

Emidat EPD Tool v1.0.0

General Information

Product

BG-FILCOTEN one OPA NW 200, No.0, L=1000mm, SW 23/70mm, D400, Typ M, without slope

Program Operator

EPD-Norge
Majorstuen P.O. Box 5250
N-0303 Oslo
Norway
Phone: +47 23 08 80 00
Email: post@epd-norge.no

Declaration Number

NEPD-10054-10054-2

This declaration is based on Product Category Rules

EN 15804:2012 + A2:2019,
NPCR 020 PART B for concrete and concrete elements
(v3.0)

Statements

The owner of the declaration shall be liable for the underlying information and evidence. EPD Norway shall not be liable with respect to manufacturer, life cycle assessment data and evidences.

Functional unit

1 M of BG-FILCOTEN one OPA NW 200, No.0, L=1000mm, SW 23/70mm, D400, Typ M, without slope with a reference service life of 20 years

General information on verification of EPD from EPD tools

Independent verification of data, other environmental information and the declaration according to ISO 14025:2010, § 8.1.3 and § 8.1.4. Verification of each EPD is made according to EPDNorway's guidelines for verification and approval requiring that tools are i) integrated into the company's environmental management system, ii) the procedures for use of the EPD tool are approved by EPD-Norway, and iii) the process is reviewed annually by an independent third party verifier. See Appendix G of EPD-Norway's General Programme Instructions for further information on EPD tools.

Verification of EPD tool

Charlotte Merlin, FORCE Technology
(no signature required)

Owner of the declaration

BG-Graspointner GmbH

Contact person

alexander.zeppetzauer@bg-graspointner.com

Phone

+43 664 8820 72 84

Email

alexander.zeppetzauer@bg-graspointner.com

Manufacturer

BG-Graspointner GmbH
Gessenschwandt 39
4882 Oberwang, Austria

Place of production

Oberwang, Austria

Management system

ISO 9001, ISO 14001, ISO 50001

Issue date

24.03.2025

Valid to

23.03.2030

Year of study

2024

Comparability

EPDs of construction products may not be comparable if they do not comply with EN 15804 and are not seen in a building context. EPD data may not be comparable if the datasets used are not developed in accordance with EN 15804 and if the background systems are not based on the same database (including primary and secondary data).

Development and verification of EPD

The declaration was created using the Emidat EPD tool v1.0, developed by Emidat GmbH. The EPD tool has been approved by EPD Norway.

Developer of EPD: Alexander Zeppetzauer

Reviewer of company-specific input data and EPD:
Steffen Bernauer

Approved



Håkon Hauan, CEO EPD-Norge

Product

Product description

Monolithic drainage channel BG-FILCOTEN one NW 200 OPA made of FILCOTEN HPC (high-performance concrete) incl. lateral inlet openings for the drainage of porous asphalt surface courses

Load class D400 kN type M, in accordance with EN1433 - CE-certified

Channel element without slope, with integrated anchoring pockets, channel joint can be sealed

Double inlet slots radially counter-rotating, 23/70 mm, compliant with EN 1433

Top inlet cross-section: min. 510 cm²/m

Lateral inlet cross-section: 114 cm²/m

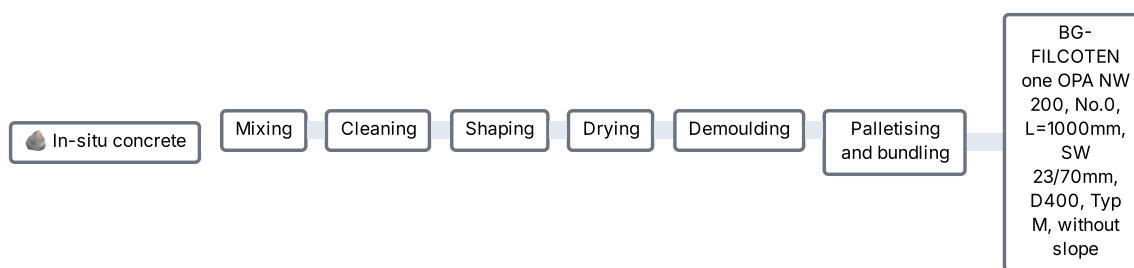
W-shaped channel cross-section, optimised for partial and full filling

Building biology tested and recommended by IBR (Institut für Baubiologie Rosenheim, DE)

Building material class (fire protection class) A1 in accordance with EN13501 - non-combustible

100% recyclable with U-A labelling

Delivery and installation according to the manufacturer's installation instructions.



Drainage channels out of concret - FILCOTEN® HPC (High Performance Concrete) - for vehicular and pedestrian areas according to standard EN 1433

Product specification

| Name of ingredient | Share of total weight | Country of origin |
|--------------------|-----------------------|-------------------|
| In-situ concrete | 100 % | Austria |

Technical data

| | Unit | Value |
|---------------------------------|---------------------|---------|
| Compressive Strength (Cylinder) | N / mm ² | 70.0 |
| Density | kg / m ³ | 2364.32 |
| Surface exposed to air | m ² | 1.67 |
| Total mass | kg | 97.0 |

Market

Austria

Reference service life

20 years

LCA: Calculation rules

Functional unit

1 M of BG-FILCOTEN one OPA NW 200, No.0, L=1000mm, SW 23/70mm, D400, Typ M, without slope

Reference service life

20 years

Data quality

The Emidat EPD Tool v1.0.0 was used for LCA modeling and calculation. Background data was used from ecoinvent database v3.10.

System boundaries (X=included, MND=module not declared)

| | Production | | | Installation | | Use stage | | | | | | | End-of-Life | | | | Next product system |
|------------------|---------------------|-----------|---------------|--------------|----------------------|-----------|-------------|--------|-------------|---------------|------------------------|-----------------------|-------------|-----------|------------------|----------|---|
| | Raw material supply | Transport | Manufacturing | Transport | Installation Process | Use | Maintenance | Repair | Replacement | Refurbishment | Operational Energy Use | Operational Water Use | Demolition | Transport | Waste Processing | Disposal | Benefits and loads beyond the system boundary |
| Module | A1 | A2 | A3 | A4 | A5 | B1 | B2 | B3 | B4 | B5 | B6 | B7 | C1 | C2 | C3 | C4 | D |
| Modules declared | x | x | x | x | x | x | MND | MND | MND | MND | MND | MND | x | x | x | x | x |
| Geography | | | AT | AT | AT | AT | MND | MND | MND | MND | MND | MND | AT | AT | AT | AT | AT |

For the geographies modeled in A1 and A2, refer to *Product specification*.

Type of EPD: cradle to gate with options A4-A5, B1, C1-C4 and module D

Stage of Material Production and Construction

Module A1: Extraction and processing of raw materials

Module A2: Transportation of raw materials to the plant

Module A3: Precast concrete production at the plant and waste treatment

Module A4: Transportation to installation site

Use Stage

Module B1: Carbonation during the utilization phase

Disposal Stage

Module C1: Demolition/Dismantling

Module C2: Transportation of concrete demolition waste for processing

Module C3: Sorting of waste components and recycling of concrete and other contained components

Module C4: Landfilling of concrete and other contained components

Credits and burdens outside the system boundaries

Module D: Credits and burdens from recycling as a replacement for primary materials

Cut-off criteria

Environmental impacts of the following processes are considered to be negligible: minor auxiliary materials used during installation (sealants, adhesives, or fasteners), minor water use for cleaning precast concrete elements .

Allocation

Elementary flows (energy and fuels, ancillary materials and waste) data was collected on production-process-level. Using the total output of the production process in 2024, elementary flows are assigned to 1 declared unit based on mass.

LCA: Scenarios and additional technical information

The following information describe the scenarios in the different modules of the EPD.

| Transport to the building site (A4) | Value | Unit |
|---|--------|------------|
| Transported mass | 103.23 | kg |
| Fuel consumption | 0.22 | L / 100 km |
| Average distance from manufacturer to construction site | 500.00 | km |
| Transport mode | truck | |

| Installation into the building (A5) | Value | Unit |
|--|--------------|----------------|
| Treatment of Wooden pallets waste | Reuse | |
| Treatment of Softwood waste | Incineration | |
| Treatment of Plastic film waste | Recycling | |
| Treatment of Polypropylene strapping bands waste | Incineration | |
| Pavement | Asphalt | - |
| Type | M | - |
| Class | D 400 | - |
| Concrete | 0.29 | m ³ |
| Steel reinforcement | 0 | kg |
| Bitumen seal | 6.60 | kg |

| Use of the installed product (B1) | Value | Unit |
|-----------------------------------|--|--------------------------------|
| Reference use period | 20.00 | years |
| Application | Engineerings structures, exposed to rain | |
| Degree of carbonation (Dc) | 0.85 | - |
| Cement absorption factor | 0.49 | kg CO ₂ / kg Cement |
| k-factor | 1.10 | mm / √year |
| Correction factor | 1.00 | - |
| Surface area of concrete | 1.67 | m ² |

Calculation of carbonization according to EN 16757. k-factor results from the concrete's compressive strength and its application. The cement absorption factor (maximum theoretical CO₂ uptake) depends on the average clinker content in cement. The correction factor results from cement substitutes in the recipe.

| End of life (C1-C4) | Value | Unit |
|--|----------|---------|
| Material for recycling (total) | 73.72 | kg |
| Distance to waste recycling facility | 50.00 | km |
| Material for landfill (total) | 23.28 | kg |
| Distance to waste landfill facility | 50.00 | km |
| Diesel required to demolish 1 kg of concrete | 0.06 | MJ / kg |
| PM 10 emissions during the demolition of 1 kg of concrete | 6.00e-05 | kg / kg |
| PM 2.5 emissions during the demolition of 1 kg of concrete | 1.70e-05 | kg / kg |

Carbonation during waste processing is not considered. Recycling rate for concrete of 76% reflects the modeled country. Source: <https://environment.ec.europa.eu/document/download/22239ead-82d4-42fb-86dc->

d202d5f40507_en?filename=2011_CDW_Report_0.pdf.

| Reuse, recovery and/or recycling potentials (D) | Value | Unit |
|---|-------|------|
| Amount of secondary material that the system takes in | 0 | kg |
| Avoided gravel production | 73.72 | kg |
| Exported electrical energy | 0.75 | MJ |
| Exported thermal energy | 1.48 | MJ |

Calculation of benefits and loads per EN 15804+A2.

LCA: Results

Core environmental impact indicators

| Indicator | Unit | A1-3 | A4 | A5 | B1 | C1 | C2 | C3 | C4 | D |
|----------------|----------------------------------|--------------------------|----------|----------|-----------|----------|----------|----------|----------|-----------|
| GWP-total | kg CO ₂ -eq. | 2.85e+01 (2.31e+01)* | 5.35e+00 | 9.31e+01 | -8.75e-02 | 5.95e-01 | 5.03e-01 | 4.52e-01 | 1.46e-01 | -3.14e-01 |
| GWP-fossil | kg CO ₂ -eq. | 2.70e+01 (2.33e+01)* | 5.34e+00 | 9.15e+01 | -8.75e-02 | 5.94e-01 | 5.02e-01 | 4.52e-01 | 1.46e-01 | -3.07e-01 |
| GWP-biogenic | kg CO ₂ -eq. | 1.48e+00 (-2.17e-01)* | 2.68e-03 | 1.61e+00 | 0 | 5.93e-05 | 2.52e-04 | 4.51e-05 | 1.51e-05 | -6.97e-03 |
| GWP-luluc | kg CO ₂ -eq. | 5.31e-03 | 1.90e-03 | 2.96e-02 | 0 | 5.17e-05 | 1.78e-04 | 3.93e-05 | 7.56e-05 | -8.49e-05 |
| ODP | kg CFC-11-Eq | 1.27e-07 | 1.11e-07 | 9.19e-07 | 0 | 9.10e-09 | 1.05e-08 | 6.92e-09 | 4.21e-09 | -8.08e-09 |
| AP | mol H ⁺ -Eq | 5.28e-02 | 1.26e-02 | 2.95e-01 | 0 | 5.36e-03 | 1.19e-03 | 4.08e-03 | 1.03e-03 | -1.47e-03 |
| EP-freshwater | kg P-Eq | 1.42e-03 | 3.76e-04 | 1.16e-02 | 0 | 1.73e-05 | 3.53e-05 | 1.32e-05 | 1.21e-05 | -5.34e-05 |
| EP-marine | kg N-Eq | 1.57e-02 | 3.31e-03 | 8.29e-02 | 0 | 2.49e-03 | 3.11e-04 | 1.89e-03 | 3.93e-04 | -5.63e-04 |
| EP-terrestrial | mol N-Eq | 1.60e-01 | 3.58e-02 | 9.24e-01 | 0 | 2.72e-02 | 3.36e-03 | 2.07e-02 | 4.29e-03 | -6.44e-03 |
| POCP | kg NMVOC-Eq | 4.74e-02 | 2.19e-02 | 3.13e-01 | 0 | 8.12e-03 | 2.06e-03 | 6.18e-03 | 1.54e-03 | -1.97e-03 |
| ADPE | kg Sb-Eq | 1.34e-04 | 1.53e-05 | 4.02e-04 | 0 | 2.13e-07 | 1.44e-06 | 1.62e-07 | 2.31e-07 | -1.68e-06 |
| ADPF | MJ, net calorific value | 1.40e+02 | 8.02e+01 | 8.57e+02 | 0 | 7.78e+00 | 7.54e+00 | 5.91e+00 | 3.57e+00 | -4.69e+00 |
| WDP | m ³ world Eq deprived | 1.78e+00 | 4.03e-01 | 1.76e+01 | 0 | 1.90e-02 | 3.79e-02 | 1.45e-02 | 9.98e-03 | -1.51e-01 |

GWP-total: Global Warming Potential - total **GWP-fossil:** Global warming potential - fossil **GWP-biogenic:** Global Warming Potential - biogenic **GWP-luluc:** Global Warming Potential - luluc **ODP:** Depletion potential of the stratospheric ozone layer **AP:** Acidification potential, Accumulated Exceedance **EP-freshwater:** Eutrophication potential - freshwater **EP-marine:** Eutrophication potential - marine **EP-terrestrial:** Eutrophication potential - terrestrial **POCP:** Photochemical Ozone Creation Potential **ADPE:** Abiotic depletion potential - non-fossil resources **ADPF:** Abiotic depletion potential - fossil resources **WDP:** Water (user) deprivation potential

* The first value is the gross value, it includes the impacts from all manufacturing activities. Gross values are more commonly used in Northern Europe. The value in brackets is the net value, it excludes the impact from the incineration of waste-derived fuels, and is more common in Central Europe and Germany.

Additional indicators

| Indicator | Unit | A1-3 | A4 | A5 | B1 | C1 | C2 | C3 | C4 | D |
|-----------|-------------------|----------|----------|----------|----|----------|----------|----------|----------|-----------|
| PM | disease incidence | 5.79e-07 | 5.21e-07 | 3.38e-06 | 0 | 8.65e-07 | 4.89e-08 | 6.64e-07 | 2.35e-08 | -3.58e-08 |
| IRP | kBq U235-Eq | 5.89e-01 | 9.75e-02 | 3.07e+00 | 0 | 3.48e-03 | 9.16e-03 | 2.65e-03 | 2.28e-03 | -3.69e-02 |
| ETP-fw | CTUe | ND | 1.90e+01 | 2.22e+02 | 0 | 1.10e+00 | 1.79e+00 | 8.38e-01 | 4.88e-01 | -1.31e+00 |
| HTP-c | CTUh | ND | 3.42e-08 | 2.53e-07 | 0 | 2.32e-09 | 3.21e-09 | 1.77e-09 | 6.58e-10 | -2.68e-09 |
| HTP-nc | CTUh | ND | 5.29e-08 | 7.08e-07 | 0 | 1.05e-09 | 4.97e-09 | 8.02e-10 | 6.41e-10 | -1.86e-09 |
| SQP | dimensionless | ND | 8.07e+01 | 4.96e+02 | 0 | 5.45e-01 | 7.58e+00 | 4.14e-01 | 7.02e+00 | -5.08e+00 |

PM: Potential incidence of disease due to PM emissions **IRP:** Potential Human exposure efficiency relative to U235 **ETP-fw:** Potential Comparative Toxic Unit for ecosystems **HTP-c:** Potential Comparative Toxic Unit for humans - cancer effects **HTP-nc:** Potential Comparative Toxic Unit for humans - non-cancer effects **SQP:** Potential Soil quality index

IRP: This impact category deals mainly with the eventual impact of low dose ionizing radiation on human health of the nuclear fuel cycle. It does not consider effects due to possible nuclear accidents, occupational exposure nor due to radioactive waste disposal in underground facilities. Potential ionizing radiation from the soil, from radon and from some construction materials is also not measured by this indicator.

ETP-fw, HTP-c, HTP-nc and SQP: The results of these environmental impact indicators shall be used with care as the uncertainties on these results are high or as there is limited experienced with these indicators.

Use of resources

| Indicator | Unit | A1-3 | A4 | A5 | B1 | C1 | C2 | C3 | C4 | D |
|-----------|------|----------|----------|-----------|----|----------|----------|-----------|----------|-----------|
| PERE | MJ | 5.40e+01 | 1.27e+00 | 4.18e+01 | 0 | 4.76e-02 | 1.20e-01 | 3.62e-02 | 3.31e-02 | -1.31e+00 |
| PERM | MJ | 3.10e+00 | 0 | -3.10e+00 | 0 | 0 | 0 | 0 | 0 | 0 |
| PERT | MJ | 5.71e+01 | 1.27e+00 | 3.87e+01 | 0 | 4.76e-02 | 1.20e-01 | 3.62e-02 | 3.31e-02 | -1.31e+00 |
| PENRE | MJ | 1.35e+02 | 8.02e+01 | 8.57e+02 | 0 | 7.78e+00 | 7.54e+00 | 5.91e+00 | 3.57e+00 | -4.69e+00 |
| PENRM | MJ | 5.45e+00 | 0 | -3.87e+00 | 0 | 0 | 0 | -1.20e+00 | 0 | 0 |
| PENRT | MJ | 1.40e+02 | 8.02e+01 | 8.53e+02 | 0 | 7.78e+00 | 7.54e+00 | 4.71e+00 | 3.57e+00 | -4.69e+00 |
| SM | kg | 4.29e-01 | 0 | 0 | 0 | 0 | 0 | 0 | 0 | 7.37e+01 |
| RSF | MJ | 1.85e+01 | 0 | 0 | 0 | 0 | 0 | 0 | 0 | 0 |
| NRSF | MJ | 4.36e+01 | 0 | 0 | 0 | 0 | 0 | 0 | 0 | 0 |
| FW | m³ | 1.60e-01 | 1.17e-02 | 7.52e-01 | 0 | 5.05e-04 | 1.10e-03 | 3.84e-04 | 3.70e-03 | -1.06e-01 |

PERE: Primary energy resources - renewable: use as energy carrier **PERM:** Primary energy resources - renewable: used as raw materials **PERT:** Primary energy resources - renewable: total **PENRE:** Primary energy resources - non-renewable: use as energy carrier **PENRM:** Primary energy resources - non-renewable: used as raw materials **PENRT:** Primary energy resources - non-renewable: total **SM:** Use of secondary material **RSF:** Renewable secondary fuels **NRSF:** Non-renewable secondary fuels **FW:** Net use of fresh water

Waste flows

| Indicator | Unit | A1-3 | A4 | A5 | B1 | C1 | C2 | C3 | C4 | D |
|-----------|------|----------|----------|----------|----|----------|----------|----------|----------|-----------|
| HWD | kg | 4.00e-01 | 1.17e-01 | 2.47e+00 | 0 | 8.69e-03 | 1.10e-02 | 6.60e-03 | 3.97e-03 | -1.18e-02 |
| NHWD | kg | 1.90e+01 | 2.34e+00 | 6.88e+01 | 0 | 1.19e-01 | 2.20e-01 | 9.03e-02 | 2.34e+01 | -3.34e-01 |
| RWD | kg | 1.97e-03 | 2.41e-05 | 7.77e-04 | 0 | 8.54e-07 | 2.27e-06 | 6.49e-07 | 5.55e-07 | -8.44e-06 |

HWD: Hazardous waste disposed **NHWD:** Non hazardous waste disposed **RWD:** Radioactive waste disposed

Output flows

| Indicator | Unit | A1-3 | A4 | A5 | B1 | C1 | C2 | C3 | C4 | D |
|-----------|------|----------|----|----------|----|----|----|----------|----|---|
| CRU | kg | 0 | 0 | 5.95e+00 | 0 | 0 | 0 | 0 | 0 | 0 |
| MFR | kg | 2.71e+00 | 0 | 3.99e-02 | 0 | 0 | 0 | 7.37e+01 | 0 | 0 |
| MER | kg | 0 | 0 | 0 | 0 | 0 | 0 | 0 | 0 | 0 |
| EEE | MJ | 1.85e-01 | 0 | 5.69e-01 | 0 | 0 | 0 | 0 | 0 | 0 |
| EET | MJ | 3.58e-01 | 0 | 1.12e+00 | 0 | 0 | 0 | 0 | 0 | 0 |

CRU: Components for re-use **MFR:** Materials for recycling **MER:** Materials for energy recovery **EEE:** Exported electrical energy **EET:** Exported thermal energy

| Name | Value | Unit |
|---|-------|------|
| Biogenic carbon content in product | 0 | kg C |
| Biogenic carbon content in accompanying packaging | 0.10 | kg C |

Additional requirements

Greenhouse gas emissions from the use of electricity in the manufacturing phase

Electricity consumption in the manufacturing phase is composed from the sources below certified by Guarantee of Origin. Electricity is represented by data in ecoinvent 3.10 regionalised for Austria.

| Electricity | Unit | Value |
|-------------|-------------------------------|-------|
| Solar | kg CO ₂ -eq. / kWh | 0.10 |
| Wind | kg CO ₂ -eq. / kWh | 0.03 |
| Hydro | kg CO ₂ -eq. / kWh | 0.33 |
| Geothermal | kg CO ₂ -eq. / kWh | 0.07 |
| Bioenergy | kg CO ₂ -eq. / kWh | 0.05 |
| Gas | kg CO ₂ -eq. / kWh | 0.83 |

Dangerous substances

The product contains no substances given by the REACH candidate list.

Additional environmental information







Additional environmental impact indicators required in NPCR Part A for construction products

| Indicator | Unit | A1-3 | A4 | A5 | B1 | C1 | C2 | C3 | C4 | D |
|-----------|-------------------------|------|----------|----------|-----------|----------|----------|----------|----------|-----------|
| GWP-IOBC | kg CO ₂ -eq. | ND | 5.35e+00 | 9.16e+01 | -8.75e-02 | 5.95e-01 | 5.02e-01 | 4.52e-01 | 1.46e-01 | -3.07e-01 |

GWP-IOBC: Global Warming Potential - Instantaneous oxidation of biogenic carbon

Bibliography

| | |
|----------------------------------|---|
| DIN EN ISO 14025:2011-10 | Environmental labels and declarations - Type III environmental declarations - Principles and procedures |
| DIN EN ISO 14040:2021-02 | Environmental management - Life cycle assessment - Principles and framework |
| DIN EN ISO 14044:2021-02 | Environmental management - Life cycle assessment - Requirements and guidelines |
| EN 15804:2012+A2:2019 | Sustainability of construction works - Environmental product declarations - Core rules for the product category of construction products |
| DIN CENTR 15941:2010-11 | Sustainability of construction works - Environmental product declarations - Methodology for selection and use of generic data |
| DIN EN 15942:2022-04 | Sustainability of construction works - Environmental product declarations - Communication format business-to-business |
| ISO 21930:2017-07 | Sustainability in buildings and civil engineering works - Core rules for environmental product declarations of construction products and services |
| Ecoinvent v3.10 | ecoinvent, Zurich, Switzerland, database version 3.10 |
| PCR | NPCR 020 PART B for concrete and concrete elements (v3.0) |
| EN 16757 | Sustainability of construction works - Environmental product declarations - Product Category Rules for concrete and concrete elements |
| Kaethner, S. C. & Burrige, J. A. | Embodied CO ₂ of structural frames. The Structural Engineer 8 (2012) |
| Adams, K. & Hobbs, G. | Final Report: Wastage Rates for Blocks and Ready-Mix Concrete. Reusefully Ltd for MPA (2023): https://www.aircrete.co.uk/Sustainability-Environmental/Wastage-Rates.aspx |
| | Basic principles and recommendations for describing the dismantling, post use, and disposal stage of construction products: https://www.umweltbundesamt.de/sites/default/files/medien/1410/publikationen/2020-07-06_texte_130-2020_guidance-document-construction-industry.pdf |
| | ILCD Handbook: https://epica.jrc.ec.europa.eu/uploads/ILCD-Handbook-LCIA-Background-analysis-online-12March2010.pdf |

| | | | |
|---|---|-------|--|
|  epd-norway <small>Global Program Operator</small> | Program Operator | Phone | +47 23 08 80 00 |
| | EPD-Norge | Email | post@epd-norge.no |
| | Majorstuen P.O. Box 5250, N-0303 Oslo Norway | Web | www.epd-norge.no |
|  epd-norway <small>Global Program Operator</small> | Publisher | Phone | +47 23 08 80 00 |
| | The Norwegian EPD Foundation | Email | post@epd-norge.no |
| | Post Box 5250 Majorstuen, 0303 Oslo Norway | Web | www.epd-norge.no |
|  GRASPOINTNER <small>Sustainable innovation.</small> | Owner of the declaration | Phone | +43 664 8820 72 84 |
| | BG-Graspointner GmbH | Email | alexander.zeppetzauer@bg-graspointner.com |
| | Gessenschwandt 39, 4882 Oberwang Austria | Web | www.bg-graspointner.com |
|  GRASPOINTNER <small>Sustainable innovation.</small> | Author of the life cycle assesment | Phone | +43 664 8820 72 84 |
| | BG-Graspointner GmbH | Email | alexander.zeppetzauer@bg-graspointner.com |
| | Gessenschwandt 39, 4882 Oberwang Austria | Web | www.bg-graspointner.com |
|  | ECO Platform | Web | www.eco-platform.org |
| | ECO Portal | Web | ECO Portal |
|  EMIDAT | Developer of EPD generator | Phone | +49 176 56 96 77 91 |
| | Emidat GmbH | Email | epd@emidat.com |
| | Sandstraße 33, 80335 München Germany | Web | www.emidat.com |