

Uniclass L74 735	EPIC K712
CI/Sfb (62X) (63) X	

The
Hamilton[®]
Collection
excellence and elegance...

electrical wiring accessories • audio and lighting controls



2013 sees Hamilton celebrating 45 years in business. It is still a family owned Company, under the overall direction of its founder Rod Hamilton and his son Ian Hamilton.

A pioneer in the market of decorative plates for switches, sockets and lighting controls, the Company continues to lead the way setting trends in both designs and finishes.

Recent years have seen a shift in fashion from ornate brass to plain, understated, monochromatic styles. At the same time, Hamilton has developed its own range of inserts, broadening its scope from box-fix to grid-fix, Euro-fix and concealed fixing.

Aiming to be a single-source for the specifier and installer, the Company now bases its product development on a "family" theme with new items designed for all versions of each plate, whether box, grid, Euro or concealed fixing.

The latest evolution of product has taken place with the Perception range of transparent plates with concealed fixing and state-of-the-art Mercury Audio Control and Mercury Lighting Control systems.

Thus the company is well placed to move into its 45th year and beyond.



**Linea-Rondo CFX
Piano Black Range**

Quality Concealed Fixing accessories on Smooth Rounded Edge Plates...

Pages 2 – 10



**Linea-Rondo CFX
Range**

Quality Concealed Fixing accessories on Smooth Rounded Edge Plates...

Pages 12 – 35



**Linea-Duo CFX
Range**

Quality Concealed Fixing accessories on Minimalist Straight Edge Plates...

Pages 36 – 59



**Linea-Scala CFX
Range**

Quality Concealed Fixing accessories on Delicate Stepped Edge Plates...

Pages 60 – 83



**Linea-Perlina CFX
Range**

Quality Concealed Fixing accessories on Beaded Edge Plates...

Pages 84 – 97



**Linea-Georgian CFX
Range**

Quality Concealed Fixing accessories on Georgian Rope Edge Plates...

Pages 98 – 111



**Mercury
Audio Control**

Bespoke Audio and Data Control System...


Pages 112 – 113



**Mercury
Lighting Control**

Bespoke Lighting Control System...

Pages 114 – 115



Savile Row

Bespoke Electrical Wiring Accessories Tailor Made to your requirements.

Pages 116 – 121



GRID-IT Modules

A comprehensive range of quality Grid Fix Modules and Plates...

Pages 122 – 133



EuroFix Modules

A comprehensive range of Data and Media Modules and Plates...

Pages 134 – 139



Hartland Range

Quality accessories on Super Slim Plates...

Pages 140 – 159



Hartland CFX Range

Quality Concealed Fixing accessories on Super Slim Plates...

Pages 160 – 179



Hartland CFX Colours

Concealed Fixing accessories on Super Slim Coloured Plastic...

Pages 180 – 187



**Perception CFX
Range**

Quality Concealed Fixing accessories on Subtle Transparent Plates that blend perfectly with any decor...

Pages 188 – 203



Sheer Range

Quality accessories on Stylish Flat plates...

Pages 204 – 223



Sheer CFX Range

Quality Concealed Fixing accessories on Stylish Flat Plates...

Pages 224 – 243



**Sheer Floor Socket
Range**

Quality Floor Sockets on Stylish Flat Plates...


Pages 244 – 249



Cheriton Range

Quality accessories on Georgian and Victorian style plates...

Pages 250 – 269



Bloomsbury Range

Antique style Plain and Fluted Toggle Switches on Natural Wood Plinth Plates...

Pages 270 – 275



Woods Range

Quality accessories on Natural Wood Finish Plates...

Pages 276 – 293



**White Plastic
Dimmer Switches**

Pages 294 – 295



**ICDM1000
1000W
Ceiling Dimmer**

Pages 296 – 297



Lighting Ancillaries

Electronic Transformers and Dimmable LED Drivers

Pages 298 – 301



**Perfect Partners
& Giara Martellato
CFX Range**

Concealed Fixing accessories with complementary Door Handles...

Pages 302 – 311



**Technical
Specifications**

Pages 312 – 336

Hamilton® EuroFix Modules

A comprehensive range of modular Data and Media units

EuroFix Modules are designed to fit most Hamilton Plate Ranges – for full information please refer to the relevant sections of this catalogue.

- EuroFix White Polycarbonate Plates
- AV/Audio/HDMI Outlet Modules
- Television/Satellite Outlet Modules
- Hotel Card Switch with LED Modules
- USB Charger/Power Socket Module
- Digital Television/Satellite Outlet Modules
- Data Outlet Modules

These inserts can be mixed to your requirements.

SPECIAL NOTE: When mains voltage and Telecom/Data/TV are mixed on the same plate a suitable barrier must be used in the wall box to shield the mains output.



Hamilton® fashion, finish, function and flexibility



77C EURO1 + MOD-DTVF B



LRX EURO2 BC-N + MOD-C11 BC-B



8P EURO1 + MOD-J12 W



LD EURO1 BC-SS + MOD-BAN2 W



79C EURO2 + MOD-TVFM B

Hamilton® EuroFix Modules

EuroFix White Polycarbonate Plates

Complete with Screw Cover Caps

Minimum Wall Box Depth is dependent on the EuroFix insert fitted.



MOD-P2M W



MOD-P4M W

2 Module EuroFix Plate





Nominal Plate Size: 86 x 86 mm
Aperture: 50 x 50 mm
Designed to hold One 50 x 50 mm module, or Two 25 x 50 mm modules or One 25 x 50 mm module and two 12.5 mm Blanking Plates.

4 Module EuroFix Plate

Nominal Plate Size: 146 x 86 mm
Aperture: 100 x 50 mm
Designed to hold One 100 x 86 mm module, or Two 50 x 50 mm modules, or One 50 x 50 mm module and two 25 x 50 mm modules or Four 25 x 50 mm modules.

Plate Finish	Product Code	Product Code
White Plastic	MOD-P2M W	MOD-P4M W














Polycarbonate Blanking Plates

Insert Finish	Half Blanking Plate Nominal Size: 12.5 x 50 mm Product Code	One Blanking Plate Nominal Size: 25 x 50 mm Product Code
White Plastic	MOD-HALFBLANK W 	MOD-1BLANK W 
Black Plastic	MOD-HALFBLANK B 	MOD-1BLANK B 

USB Charger/Power Socket









Insert Finish	1 gang USB Charger Module Size: 25 x 50 mm Wall Box Depth: 35 mm British Standard: BS 5733 Technical Insert Reference: MOD-USB Product Code
White Plastic	MOD-USB-CHARGER W 
Black Plastic	MOD-USB-CHARGER B 

AV/Audio/HDMI Outlet Modules





	1 gang Latching Audio Connector 3 Pin XLR Socket Module Size: 25 x 50 mm Wall Box Depth: 35 mm Technical Insert Reference: MOD-XLR Product Code:	1 gang 3.5 mm Stereo Socket (MP3) Screened Module Size: 25 x 50 mm Wall Box Depth: 35 mm Technical Insert Reference: MOD-MP3 Product Code:	1 gang D-Range PC Socket 9 Pin Module Size: 25 x 50 mm Wall Box Depth: 35 mm Technical Insert Reference: MOD-DIN9 Product Code:	1 gang D-Range SVGA Socket 15 Pin Module Size: 25 x 50 mm Wall Box Depth: 35 mm Technical Insert Reference: MOD-SVGA Product Code:	1 x Gold Phono/Audio Socket Module Size: 25 x 50 mm Wall Box Depth: 35 mm Technical Insert Reference: MOD-RCA1 Product Code:	2 x Gold Phono/Audio Socket Module Size: 25 x 50 mm Wall Box Depth: 35 mm Technical Insert Reference: MOD-RCA2 Product Code:	3 x Gold Composite Video/Audio Socket Module Size: 25 x 50 mm Wall Box Depth: 35 mm Technical Insert Reference: MOD-RCA3 Product Code:	2 x Gold Binding Post Socket Module Size: 25 x 50 mm Wall Box Depth: 35 mm Technical Insert Reference: MOD-BAN2 Product Code:
Insert Finish	White Plastic	White Plastic	White Plastic	White Plastic	White Plastic	White Plastic	White Plastic	White Plastic
	MOD-XLR W	MOD-MP3 W	MOD-DIN9 W	MOD-SVGA W	MOD-RCA1 W	MOD-RCA2 W	MOD-RCA3 W	MOD-BAN2 W
								
	Black Plastic	Black Plastic	Black Plastic	Black Plastic	Black Plastic	Black Plastic	Black Plastic	Black Plastic
	MOD-XLR B	MOD-MP3 B	MOD-DIN9 B	MOD-SVGA B	MOD-RCA1 B	MOD-RCA2 B	MOD-RCA3 B	MOD-BAN2 B
								
	Technical Information Current Rating: 15A at 120VAC Contact Resistance: 5mW Max.		Technical Information Current Rating: 7.5A per contact Voltage Rating 300V rms Contact Resistance: 3mW Insulation Resistance: >106mW		Technical Information Current Rating: Mating Connector Dependant Contact Resistance: Mating Connector Dependant Insulation Resistance: >1GW Dielectric Strength: 500V DC Life Cycle: 5000 Cable OD: 4-9 mm Solder Compatibility: IEC 68-2-20 Operating Temperature: -25°C to +70°C			Technical Information Socket: 4mm Suitable for "Banana" Plugs

	1 gang HDMI Chassis Mounted Socket Type A (Female Mounted - Female Free) Cable Length: 155 mm Module Size: 25 x 50 mm Technical Insert Reference: MOD-HDMI Wall Box Depth: 35 mm Product Code:	1 gang USB2 Panel Mounted Socket Type A (Female Mounted - Male Free) Cable Length: 500 mm Module Size: 25 x 50 mm Technical Insert Reference: MOD-USBAFM Wall Box Depth: 35 mm Product Code:	1 gang USB2 Panel Mounted Socket Type A (Female Mounted - Female Free) Cable Length: 155 mm Module Size: 25 x 50 mm Technical Insert Reference: MOD-USBAFF Wall Box Depth: 35 mm Product Code:
Insert Finish	White Plastic	White Plastic	White Plastic
	MOD-HDMI W	MOD-USBAFM W	MOD-USBAFF W
			
	Black Plastic	Black Plastic	Black Plastic
	MOD-HDMI B	MOD-USBAFM B	MOD-USBAFF B
			











Data Outlet Modules

	1 gang RJ45 CAT 5E Unshielded Module Size: 25 x 50 mm Wall Box Depth: 35 mm Technical Insert Reference: MOD-J45-C5 Product Code:	1 gang RJ45 CAT 6 Unshielded Module Size: 25 x 50 mm Wall Box Depth: 35 mm Technical Insert Reference: MOD-J45-C6 Product Code:	1 gang RJ45 CAT 6S Shielded Module Size: 25 x 50 mm Wall Box Depth: 35 mm Technical Insert Reference: MOD-J45-C6S Product Code:	1 gang RJ12 Unshielded Module Size: 25 x 50 mm Wall Box Depth: 35 mm Technical Insert Reference: MOD-J12 Product Code:
Insert Finish	White Plastic	White Plastic	White Plastic	White Plastic
	MOD-J45-C5 W	MOD-J45-C6 W	MOD-J45-C6S W	MOD-J12 W
				
	Black Plastic	Black Plastic	Black Plastic	Black Plastic
	MOD-J45-C5 B	MOD-J45-C6 B	MOD-J45-C6S B	MOD-J12 B
				
	Technical Information Enhanced CAT 5E performance (Unshielded) Can be used in both EIA 568A and EIA 568B wiring schedules.	Technical Information Can be used in both EIA 568A and EIA 568B wiring schedules.	Technical Information Can be used in both EIA 568A and EIA 568B wiring schedules.	Technical Information Can be used as either an RJ11 (4 wires) or RJ12 (6 wires).











Telephone Outlet Modules

	1 gang Telephone Master Module Size: 25 x 50 mm Wall Box Depth: 25 mm Technical Insert Reference: MOD-TCM Product Code:	1 gang Telephone Slave Module Size: 25 x 50 mm Wall Box Depth: 25 mm Technical Insert Reference: MOD-TCS Product Code:
Insert Finish	White Plastic	White Plastic
	MOD-TCM W	MOD-TCS W
		
	Black Plastic	Black Plastic
	MOD-TCM B	MOD-TCS B
		
	Technical Information Used as the first socket outlet on the installation.	Technical Information Used as the extension socket outlets of the installation.

Television/Satellite Outlet Modules

	1 gang Non Isolated TV 1 In/1 Out Module Size: 25 x 50 mm Wall Box Depth: 35 mm Technical Insert Reference: MOD-TV Product Code:	1 gang Isolated TV 1 In/1 Out Module Size: 25 x 50 mm Wall Box Depth: 35 mm Technical Insert Reference: MOD-TVI Product Code:	Isolated TV/FM Diplexer 1 In/2 Out Module Size: 50 x 50 mm Wall Box Depth: 35 mm Technical Insert Reference: MOD-TVFM Product Code:	1 gang Non Isolated Satellite Module Size: 25 x 50 mm Wall Box Depth: 35 mm Technical Insert Reference: MOD-SATN Product Code:	1 gang Isolated Satellite Module Size: 25 x 50 mm Wall Box Depth: 35 mm Technical Insert Reference: MOD-SATI Product Code:
Insert Finish	White Plastic	White Plastic	White Plastic	White Plastic	White Plastic
	MOD-TV W	MOD-TVI W	MOD-TVFM W	MOD-SATN W	MOD-SATI W
					
	Black Plastic	Black Plastic	Black Plastic	Black Plastic	Black Plastic
	MOD-TV B	MOD-TVI B	MOD-TVFM B	MOD-SATN B	MOD-SATI B
					
	Technical Information Non Isolated Co-Ax outlet (IEC 169 Female Socket).	Technical Information Isolated Co-Ax outlet (IEC 169 Female Socket).	Technical Information Isolated diplexer Co-Ax outlets for use with combined TV and FM signal.	Technical Information Non Isolated F-Type outlet for Satellite or Cable TV installations.	Technical Information Isolated F-Type outlet for Satellite or Cable TV installations where a DC signal back to the LNB unit is NOT required.

Digital Television/Satellite Outlet Modules Fully Screened Non Isolated - DAB Compatible

Insert Finish	Non Isolated TV/FM/Satellite 1/ Satellite 2 Quadplexer 2 In/4 Out Module Size: 50 x 50 mm Wall Box Depth: 35 mm Technical Insert Reference: MOD-DENT Product Code:	Non Isolated TV/FM/Satellite Triplexer 1 In/3 Out Module Size: 50 x 50 mm Wall Box Depth: 35 mm Technical Insert Reference: MOD-DTRID Product Code:	1 gang Non Isolated TV (Female) Module Size: 25 x 50 mm Wall Box Depth: 35 mm Technical Insert Reference: MOD-DTVF Product Code:	1 gang Non Isolated TV (Male) Module Size: 25 x 50 mm Wall Box Depth: 35 mm Technical Insert Reference: MOD-DTVM Product Code:	1 gang Non Isolated Satellite Module Size: 25 x 50 mm Wall Box Depth: 35 mm Technical Insert Reference: MOD-DSAT Product Code:
White Plastic	MOD-DENT W 	MOD-DTRID W 	MOD-DTVF W 	MOD-DTVM W 	MOD-DSAT W 
Black Plastic	MOD-DENT B 	MOD-DTRID B 	MOD-DTVF B 	MOD-DTVM B 	MOD-DSAT B 
For use with Digital Broadcasting/ TV Systems and Interactive TV Services.	Technical Information Quadplexer for use with combined TV, FM and Satellite Signals. (DAB Compatible). Frequency TV = 5-68 MHz, 125-860 MHz. FM = 88-108 MHz. SAT DC = 950-2200 MHz.	Technical Information Triplexer for use with combined TV, FM and Satellite Signals. (DAB Compatible). Frequency TV = 5-68 MHz, 125-860 MHz. FM = 88-108 MHz. SAT DC = 950-2200 MHz.	Technical Information TV outlet (IEC 169 Female Socket). Usually used for FM (DAB) outlet. Frequency TV DC = 5-2200 MHz.	Technical Information TV outlet (IEC 169 Male Socket). Usually used for FM (DAB) outlet. Frequency FM DC = 5-2200 MHz.	Technical Information "F" Type Satellite Outlet. Frequency SAT DC = 5-2200 MHz.

International Unswitched Socket Modules

Insert Finish	1 gang 13A UK Unswitched Socket Module Size: 50 x 50 mm Wall Box Depth: 35 mm Technical Insert Reference: MOD-ENG13A Product Code:	1 gang 16A German Unswitched Socket Module Size: 50 x 50 mm Wall Box Depth: 47 mm Technical Insert Reference: MOD-GER16A Product Code:	1 gang 15A 110V American Unswitched Socket Module Size: 50 x 50 mm Wall Box Depth: 35 mm Technical Insert Reference: MOD-USA15A Product Code:	1 gang 13A Universal Unswitched Socket Module Size: 50 x 50 mm Wall Box Depth: 47 mm Technical Insert Reference: MOD-UNI13A Product Code:
White Plastic	MOD-ENG13A W 	MOD-GER16A W 	MOD-USA15A W 	MOD-UNI13 W 
Black Plastic	MOD-ENG13A B 	MOD-GER16A B 	MOD-USA15A B 	MOD-UNI13 B 


Hotel Card Switch with LED

Adjustable Time Delay 10 seconds - 5 minutes. Suitable for 44 mm and 54 mm width Hotel Key Cards.

Insert Finish	Surround Colour	1 gang 10A (6AX) On/Off with Blue LED Locator Module Size: 50 x 50 mm Min. Wall Box Depth: 35 mm Technical Insert Reference: MOD-C11 Product Code	1 gang 12-24V AC/DC +/-10% On/Off with Blue LED Locator (Suitable for KNX BUS System) Module Size: 50 x 50 mm Min. Wall Box Depth: 35 mm Technical Insert Reference: MOD-CKNX Product Code		
	Bright Chrome Bright Chrome	White Black	MOD-C11 BC-W MOD-C11 BC-B		MOD-CKNX BC-W MOD-CKNX BC-B
	Satin Chrome Satin Chrome	White Black	MOD-C11 SC-W MOD-C11 SC-B		MOD-CKNX SC-W MOD-CKNX SC-B
	Polished Brass Polished Brass	White Black	MOD-C11 PB-W MOD-C11 PB-B		MOD-CKNX PB-W MOD-CKNX PB-B
	Satin Brass Satin Brass	White Black	MOD-C11 SB-W MOD-C11 SB-B		MOD-CKNX SB-W MOD-CKNX SB-B
	Antique Brass	Black	MOD-C11 AB-B		MOD-CKNX AB-B
	Satin Stainless Satin Stainless	White Black	MOD-C11 SS-W MOD-C11 SS-B		MOD-CKNX SS-W MOD-CKNX SS-B
	Black Nickel	Black	MOD-C11 BK-B		MOD-CKNX BK-B
	Pearl Oyster	White	MOD-C11 PO-W		MOD-CKNX PO-W

EuroFix Modules are designed to fit most Hamilton Plate Ranges – for full information please refer to the relevant sections of this catalogue.


Hartland Box Fix and Hartland CFX Concealed Fixing




Sheer Box Fix and Sheer CFX Concealed Fixing



Cheriton Victorian and Cheriton Georgian



The Linea CFX Concealed Fixing Collection Ranges



Victorian EuroFix Plates complete with Fixing Grid

Minimum Wall Box Depth is dependent on the EuroFix insert fitted - please see the EuroFix section for our complete range of inserts.



95 EURO2



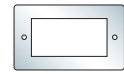
1 Module EuroFix Plate
Nom. Plate Size:
88 x 88 mm
Aperture: 25 x 50 mm
Product Code



2 Module EuroFix Plate
Nom. Plate Size:
88 x 88 mm
Aperture: 50 x 50 mm
Product Code



3 Module EuroFix Plate
Nom. Plate Size:
146 x 86 mm
Aperture: 75 x 50 mm
Product Code



4 Module EuroFix Plate
Nom. Plate Size:
146 x 86 mm
Aperture: 100 x 50 mm
Product Code

Plate Finish

Bright Chrome



95 EURO1

95 EURO2

95 EURO3

95 EURO4

Satin Chrome



96 EURO1

96 EURO2

96 EURO3

96 EURO4

Polished Brass



92 EURO1

92 EURO2

92 EURO3

92 EURO4

Satin Brass



94 EURO1

94 EURO2

94 EURO3

94 EURO4

Antique Brass



93 EURO1

93 EURO2

93 EURO3

93 EURO4

Black Nickel



98 EURO1


98 EURO2

98 EURO3

98 EURO4

Georgian EuroFix Plates complete with Fixing Grid

Minimum Wall Box Depth is dependent on the EuroFix insert fitted - please see the EuroFix section for our complete range of inserts.



90 EURO1



1 Module EuroFix Plate
Nom. Plate Size:
88 x 88 mm
Aperture: 25 x 50 mm
Product Code



2 Module EuroFix Plate
Nom. Plate Size:
88 x 88 mm
Aperture: 50 x 50 mm
Product Code



3 Module EuroFix Plate
Nom. Plate Size:
146 x 86 mm
Aperture: 75 x 50 mm
Product Code



4 Module EuroFix Plate
Nom. Plate Size:
146 x 86 mm
Aperture: 100 x 50 mm
Product Code

Plate Finish

Polished Brass



90 EURO1

90 EURO2

90 EURO3

90 EURO4

Antique Brass



91 EURO1

91 EURO2

91 EURO3

91 EURO4

EuroFix Plates complete with Fixing Grid

Minimum Wall Box Depth is dependent on the EuroFix insert fitted - please see the EuroFix section for our complete range of inserts.



79 EURO2



1 Module EuroFix Plate

Nominal Plate Size:
88 x 88 mm
Aperture: 25 x 50 mm
[Product Code](#)



2 Module EuroFix Plate

Nominal Plate Size:
88 x 88 mm
Aperture: 50 x 50 mm
[Product Code](#)



3 Module EuroFix Plate

Nominal Plate Size:
144 x 85 mm
Aperture: 75 x 50 mm
[Product Code](#)



4 Module EuroFix Plate

Nominal Plate Size:
144 x 85 mm
Aperture: 100 x 50 mm
[Product Code](#)

Plate Finish

Bright Chrome



77 EURO1

77 EURO2

77 EURO3

77 EURO4

Satin Chrome



76 EURO1

76 EURO2

76 EURO3

76 EURO4

Polished Brass



71 EURO1

71 EURO2

71 EURO3

71 EURO4

Satin Brass



72 EURO1

72 EURO2

72 EURO3

72 EURO4

Antique Brass



79 EURO1

79 EURO2

79 EURO3

79 EURO4

Bright Stainless



73 EURO1

73 EURO2

73 EURO3

73 EURO4

Satin Stainless



74 EURO1

74 EURO2

74 EURO3

74 EURO4

Black Nickel



78 EURO1

78 EURO2

78 EURO3

78 EURO4

Pearl Oyster



7P EURO1

7P EURO2

7P EURO3

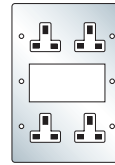
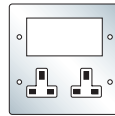
7P EURO4

EuroFix Media Plates complete with 13A Unswitched Power Sockets

Minimum Wall Box Depth is dependent on the EuroFix insert fitted - please see the EuroFix section for our complete range of inserts.



73 MED1 W



Media Plate EURO4 Aperture with 2 x 13A Unswitched Sockets

Supplied with Back Box 133 x 132 x 40 mm with Phase Barrier

Nominal Plate Size: 146 x 146 mm

Aperture: 100 x 50 mm

Technical Insert Reference: **MED1**

Media Plate EURO4 Aperture with 4 x 13A Unswitched Sockets

Supplied with Back Box 133 x 194 x 40 mm with Phase Barrier

Nominal Plate Size: 146 x 210 mm

Aperture: 100 x 50 mm







Technical Insert Reference: **MED2**

Plate Finish	Insert Colour	Product Code	Product Code
	White Plastic	77 MED1 W	77 MED2 W
	Black Plastic	77 MED1 B	77 MED2 B
	White Plastic	76 MED1 W	76 MED2 W
	Black Plastic	76 MED1 B	76 MED2 B
	White Plastic	71 MED1 W	71 MED2 W
	Black Plastic	71 MED1 B	71 MED2 B
	White Plastic	72 MED1 W	72 MED2 W
	Black Plastic	72 MED1 B	72 MED2 B
	White Plastic	73 MED1 W	73 MED2 W
	Black Plastic	73 MED1 B	73 MED2 B
	White Plastic	74 MED1 W	74 MED2 W
	Black Plastic	74 MED1 B	74 MED2 B

Concealed Fixing EuroFix Plates complete with Fixing Grid

Minimum Wall Box Depth is dependent on the EuroFix insert fitted - please see the EuroFix section for our complete range of inserts.






Plate Finish	1 Module EuroFix Plate	2 Module EuroFix Plate	3 Module Eurofix Plate	4 Module EuroFix Plate
	Nom. Plate Size: 86 x 86 mm Aperture: 25 x 50 mm Product Code	Nom. Plate Size: 86 x 86 mm Aperture: 50 x 50 mm Product Code	Nom. Plate Size: 145 x 86 mm Aperture: 75 x 50 mm Product Code	Nom. Plate Size: 145 x 86 mm Aperture: 100 x 50 mm Product Code
Bright Chrome 	77C EURO1	77C EURO2	77C EURO3	77C EURO4
Polished Brass 	71C EURO1	71C EURO2	71C EURO3	71C EURO4
Satin Brass 	72C EURO1	72C EURO2	72C EURO3	72C EURO4
Antique Brass 	79C EURO1	79C EURO2	79C EURO3	79C EURO4
Satin Stainless Effect 	74C EURO1	74C EURO2	74C EURO3	74C EURO4
Black Nickel 	78C EURO1	78C EURO2	78C EURO3	78C EURO4

Hamilton® Hartland CFX® Colours

Concealed Fixing Colour Blank Plates



7RC BPS




Plate Colour	Single Blank Plate	Double Blank Plate
	Nom. Plate Size: 86 x 86 mm Product Code	Nom. Plate Size: 145 x 86 mm Product Code
White Plastic 	7WC BPS	7WC BPD
Black Plastic 	7BC BPS	7BC BPD
Red Plastic 	7RC BPS	7RC BPD

Concealed Fixing Colour EuroFix Plates complete with Fixing Grid

Minimum Wall Box Depth is dependent on the EuroFix insert fitted - please see the EuroFix section for our complete range of inserts.



7WC EURO2

Plate Colour	2 Module EuroFix Plate	4 Module EuroFix Plate
	Nom. Plate Size: 86 x 86 mm Aperture: 50 x 50 mm Product Code	Nom. Plate Size: 145 x 86 mm Aperture: 100 x 50 mm Product Code
White Plastic 	7WC EURO2	7WC EURO4
Black Plastic 	7BC EURO2	7BC EURO4
Red Plastic 	7RC EURO2	7RC EURO4

Concealed Fixing EuroFix Plates complete with Fixing Grid

Minimum Wall Box Depth is dependent on the EuroFix insert fitted - please see the EuroFix section for our complete range of inserts.



LRX EURO1 BC-N



1 Module EuroFix Plate

Plate Size:
91 x 91 mm

Aperture:
25 x 50 mm

Product Code

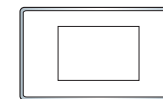


2 Module EuroFix Plate

Plate Size:
91 x 91 mm

Aperture:
50 x 50 mm

Product Code



3 Module EuroFix Plate

Plate Size:
150 x 91 mm

Aperture:
75 x 50 mm

Product Code



4 Module EuroFix Plate

Plate Size:
150 x 91 mm

Aperture:
100 x 50 mm

Product Code

Frame Finish	Plate Finish				
Bright Chrome	Piano Black	LRX EURO1 BC-N	LRX EURO2 BC-N	LRX EURO3 BC-N	LRX EURO4 BC-N

Concealed Fixing EuroFix Plates complete with Fixing Grid

Minimum Wall Box Depth is dependent on the EuroFix insert fitted - please see the EuroFix section for our complete range of inserts.



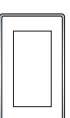
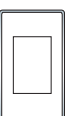
Frame Finish	Plate Finish	1 Module EuroFix Plate Plate Size: 91 x 91 mm Aperture: 25 x 50 mm Product Code	2 Module EuroFix Plate Plate Size: 91 x 91 mm Aperture: 50 x 50 mm Product Code	3 Module EuroFix Plate Plate Size: 150 x 91 mm Aperture: 75 x 50 mm Product Code	4 Module EuroFix Plate Plate Size: 150 x 91 mm Aperture: 100 x 50 mm Product Code
Bright Chrome 	Bright Steel Satin Steel Polished Brass Black Nickel Piano Black	LRX EURO1 BC-BS LRX EURO1 BC-SS LRX EURO1 BC-PB LRX EURO1 BC-BK LRX EURO1 BC-N	LRX EURO2 BC-BS LRX EURO2 BC-SS LRX EURO2 BC-PB LRX EURO2 BC-BK LRX EURO2 BC-N	LRX EURO3 BC-BS LRX EURO3 BC-SS LRX EURO3 BC-PB LRX EURO3 BC-BK LRX EURO3 BC-N	LRX EURO4 BC-BS LRX EURO4 BC-SS LRX EURO4 BC-PB LRX EURO4 BC-BK LRX EURO4 BC-N
Polished Brass 	Polished Brass Satin Brass Antique Brass Bright Steel Satin Steel	LRX EURO1 PB-PB LRX EURO1 PB-SB LRX EURO1 PB-AB LRX EURO1 PB-BS LRX EURO1 PB-SS	LRX EURO2 PB-PB LRX EURO2 PB-SB LRX EURO2 PB-AB LRX EURO2 PB-BS LRX EURO2 PB-SS	LRX EURO3 PB-PB LRX EURO3 PB-SB LRX EURO3 PB-AB LRX EURO3 PB-BS LRX EURO3 PB-SS	LRX EURO4 PB-PB LRX EURO4 PB-SB LRX EURO4 PB-AB LRX EURO4 PB-BS LRX EURO4 PB-SS
Satin Brass 	Satin Brass Satin Steel	LRX EURO1 SB-SB LRX EURO1 SB-SS	LRX EURO2 SB-SB LRX EURO2 SB-SS	LRX EURO3 SB-SB LRX EURO3 SB-SS	LRX EURO4 SB-SB LRX EURO4 SB-SS
Antique Brass 	Antique Brass Satin Brass	LRX EURO1 AB-AB LRX EURO1 AB-SB	LRX EURO2 AB-AB LRX EURO2 AB-SB	LRX EURO3 AB-AB LRX EURO3 AB-SB	LRX EURO4 AB-AB LRX EURO4 AB-SB
Satin Nickel 	Bright Steel Satin Steel	LRX EURO1 SN-BS LRX EURO1 SN-SS	LRX EURO2 SN-BS LRX EURO2 SN-SS	LRX EURO3 SN-BS LRX EURO3 SN-SS	LRX EURO4 SN-BS LRX EURO4 SN-SS
Black Nickel 	Black Nickel Bright Steel Polished Brass	LRX EURO1 BK-BK LRX EURO1 BK-BS LRX EURO1 BK-PB	LRX EURO2 BK-BK LRX EURO2 BK-BS LRX EURO2 BK-PB	LRX EURO3 BK-BK LRX EURO3 BK-BS LRX EURO3 BK-PB	LRX EURO4 BK-BK LRX EURO4 BK-BS LRX EURO4 BK-PB

Concealed Fixing EuroFix Plates complete with Fixing Grid

Minimum Wall Box Depth is dependent on the EuroFix insert fitted - please see the EuroFix section for our complete range of inserts.



LD EURO2 SB-SB



Frame Finish	Plate Finish	1 Module EuroFix Plate Plate Size: 91 x 91 mm Aperture: 25 x 50 mm Product Code	2 Module EuroFix Plate Plate Size: 91 x 91 mm Aperture: 50 x 50 mm Product Code	3 Module EuroFix Plate Plate Size: 150 x 91 mm Aperture: 75 x 50 mm Product Code	4 Module EuroFix Plate Plate Size: 150 x 91 mm Aperture: 100 x 50 mm Product Code
Bright Chrome	Bright Steel Satin Steel Polished Brass Black Nickel Plano Black	LD EURO1 BC-BS LD EURO1 BC-SS LD EURO1 BC-PB LD EURO1 BC-BK LD EURO1 BC-N	LD EURO2 BC-BS LD EURO2 BC-SS LD EURO2 BC-PB LD EURO2 BC-BK LD EURO2 BC-N	LD EURO3 BC-BS LD EURO3 BC-SS LD EURO3 BC-PB LD EURO3 BC-BK LD EURO3 BC-N	LD EURO4 BC-BS LD EURO4 BC-SS LD EURO4 BC-PB LD EURO4 BC-BK LD EURO4 BC-N
Polished Brass	Polished Brass Satin Brass Antique Brass Bright Steel Satin Steel	LD EURO1 PB-PB LD EURO1 PB-SB LD EURO1 PB-AB LD EURO1 PB-BS LD EURO1 PB-SS	LD EURO2 PB-PB LD EURO2 PB-SB LD EURO2 PB-AB LD EURO2 PB-BS LD EURO2 PB-SS	LD EURO3 PB-PB LD EURO3 PB-SB LD EURO3 PB-AB LD EURO3 PB-BS LD EURO3 PB-SS	LD EURO4 PB-PB LD EURO4 PB-SB LD EURO4 PB-AB LD EURO4 PB-BS LD EURO4 PB-SS
Satin Brass	Satin Brass Satin Steel	LD EURO1 SB-SB LD EURO1 SB-SS	LD EURO2 SB-SB LD EURO2 SB-SS	LD EURO3 SB-SB LD EURO3 SB-SS	LD EURO4 SB-SB LD EURO4 SB-SS
Antique Brass	Antique Brass Satin Brass	LD EURO1 AB-AB LD EURO1 AB-SB	LD EURO2 AB-AB LD EURO2 AB-SB	LD EURO3 AB-AB LD EURO3 AB-SB	LD EURO4 AB-AB LD EURO4 AB-SB
Satin Nickel	Bright Steel Satin Steel	LD EURO1 SN-BS LD EURO1 SN-SS	LD EURO2 SN-BS LD EURO2 SN-SS	LD EURO3 SN-BS LD EURO3 SN-SS	LD EURO4 SN-BS LD EURO4 SN-SS
Black Nickel	Black Nickel Bright Steel Polished Brass	LD EURO1 BK-BK LD EURO1 BK-BS LD EURO1 BK-PB	LD EURO2 BK-BK LD EURO2 BK-BS LD EURO2 BK-PB	LD EURO3 BK-BK LD EURO3 BK-BS LD EURO3 BK-PB	LD EURO4 BK-BK LD EURO4 BK-BS LD EURO4 BK-PB

Hamilton® Linea-Scala CFX®







Concealed Fixing EuroFix Plates complete with Fixing Grid

Minimum Wall Box Depth is dependent on the EuroFix insert fitted - please see the EuroFix section for our complete range of inserts.



LSX EURO4 BC-BS



		1 Module EuroFix Plate Plate Size: 91 x 91 mm Aperture: 25 x 50 mm Product Code	2 Module EuroFix Plate Plate Size: 91 x 91 mm Aperture: 50 x 50 mm Product Code	3 Module EuroFix Plate Plate Size: 150 x 91 mm Aperture: 75 x 50 mm Product Code	4 Module EuroFix Plate Plate Size: 150 x 91 mm Aperture: 100 x 50 mm Product Code
Frame Finish	Plate Finish				
Bright Chrome 	Bright Steel Satin Steel Polished Brass Black Nickel Piano Black	LSX EURO1 BC-BS LSX EURO1 BC-SS LSX EURO1 BC-PB LSX EURO1 BC-BK LSX EURO1 BC-N	LSX EURO2 BC-BS LSX EURO2 BC-SS LSX EURO2 BC-PB LSX EURO2 BC-BK LSX EURO2 BC-N	LSX EURO3 BC-BS LSX EURO3 BC-SS LSX EURO3 BC-PB LSX EURO3 BC-BK LSX EURO3 BC-N	LSX EURO4 BC-BS LSX EURO4 BC-SS LSX EURO4 BC-PB LSX EURO4 BC-BK LSX EURO4 BC-N
Polished Brass 	Polished Brass Satin Brass Antique Brass Bright Steel Satin Steel	LSX EURO1 PB-PB LSX EURO1 PB-SB LSX EURO1 PB-AB LSX EURO1 PB-BS LSX EURO1 PB-SS	LSX EURO2 PB-PB LSX EURO2 PB-SB LSX EURO2 PB-AB LSX EURO2 PB-BS LSX EURO2 PB-SS	LSX EURO3 PB-PB LSX EURO3 PB-SB LSX EURO3 PB-AB LSX EURO3 PB-BS LSX EURO3 PB-SS	LSX EURO4 PB-PB LSX EURO4 PB-SB LSX EURO4 PB-AB LSX EURO4 PB-BS LSX EURO4 PB-SS
Satin Brass 	Satin Brass Satin Steel	LSX EURO1 SB-SB LSX EURO1 SB-SS	LSX EURO2 SB-SB LSX EURO2 SB-SS	LSX EURO3 SB-SB LSX EURO3 SB-SS	LSX EURO4 SB-SB LSX EURO4 SB-SS
Antique Brass 	Antique Brass Satin Brass	LSX EURO1 AB-AB LSX EURO1 AB-SB	LSX EURO2 AB-AB LSX EURO2 AB-SB	LSX EURO3 AB-AB LSX EURO3 AB-SB	LSX EURO4 AB-AB LSX EURO4 AB-SB
Satin Nickel 	Bright Steel Satin Steel	LSX EURO1 SN-BS LSX EURO1 SN-SS	LSX EURO2 SN-BS LSX EURO2 SN-SS	LSX EURO3 SN-BS LSX EURO3 SN-SS	LSX EURO4 SN-BS LSX EURO4 SN-SS
Black Nickel 	Black Nickel Bright Steel Polished Brass	LSX EURO1 BK-BK LSX EURO1 BK-BS LSX EURO1 BK-PB	LSX EURO2 BK-BK LSX EURO2 BK-BS LSX EURO2 BK-PB	LSX EURO3 BK-BK LSX EURO3 BK-BS LSX EURO3 BK-PB	LSX EURO4 BK-BK LSX EURO4 BK-BS LSX EURO4 BK-PB



LPX EURO2 AB-AB

Concealed Fixing EuroFix Plates complete with Fixing Grid

Minimum Wall Box Depth dependant on EuroFix insert fitted - please see the EuroFix section for our complete range of inserts.



1 Module EuroFix Plate

Plate Size:
91 x 91 mm

Aperture:
25 x 50 mm

Product Code

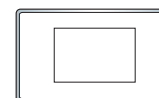


2 Module EuroFix Plate

Plate Size:
91 x 91 mm

Aperture:
50 x 50 mm

Product Code



3 Module EuroFix Plate

Plate Size:
150 x 91 mm

Aperture:
75 x 50 mm

Product Code





4 Module EuroFix Plate

Plate Size:
150 x 91 mm

Aperture:
100 x 50 mm

Product Code







Frame Finish	Plate Finish	1 Module EuroFix Plate Plate Size: 91 x 91 mm Aperture: 25 x 50 mm Product Code	2 Module EuroFix Plate Plate Size: 91 x 91 mm Aperture: 50 x 50 mm Product Code	3 Module EuroFix Plate Plate Size: 150 x 91 mm Aperture: 75 x 50 mm Product Code	4 Module EuroFix Plate Plate Size: 150 x 91 mm Aperture: 100 x 50 mm Product Code
Polished Brass 	Polished Brass Satin Brass Antique Brass	LPX EURO1 PB-PB LPX EURO1 PB-SB LPX EURO1 PB-AB	LPX EURO2 PB-PB LPX EURO2 PB-SB LPX EURO2 PB-AB	LPX EURO3 PB-PB LPX EURO3 PB-SB LPX EURO3 PB-AB	LPX EURO4 PB-PB LPX EURO4 PB-SB LPX EURO4 PB-AB
Antique Brass 	Antique Brass Polished Brass Satin Brass	LPX EURO1 AB-AB LPX EURO1 AB-PB LPX EURO1 AB-SB	LPX EURO2 AB-AB LPX EURO2 AB-PB LPX EURO2 AB-SB	LPX EURO3 AB-AB LPX EURO3 AB-PB LPX EURO3 AB-SB	LPX EURO4 AB-AB LPX EURO4 AB-PB LPX EURO4 AB-SB




LPX 1GP PB-PB

Concealed Fixing GRID-IT Grid Fix Plates complete with Fixing Grid

Minimum Wall Box Depth dependant on GRID-IT insert fitted - please see the GRID-IT section for our complete range of inserts.

Frame Finish	Plate Finish				
		1 gang Aperture Grid Fix Plate Nom. Plate Size: 91 x 91 mm Product Code	2 gang Aperture Grid Fix Plate Nom. Plate Size: 91 x 91 mm Product Code	3 gang Aperture Grid Fix Plate Nom. Plate Size: 150 x 91 mm Product Code	4 gang Aperture Grid Fix Plate Nom. Plate Size: 150 x 91 mm Product Code
Polished Brass 	Polished Brass Satin Brass Antique Brass	LPX 1GP PB-PB LPX 1GP PB-SB LPX 1GP PB-AB	LPX 2GP PB-PB LPX 2GP PB-SB LPX 2GP PB-AB	LPX 3GP PB-PB LPX 3GP PB-SB LPX 3GP PB-AB	LPX 4GP PB-PB LPX 4GP PB-SB LPX 4GP PB-AB
Antique Brass 	Antique Brass Polished Brass Satin Brass	LPX 1GP AB-AB LPX 1GP AB-PB LPX 1GP AB-SB	LPX 2GP AB-AB LPX 2GP AB-PB LPX 2GP AB-SB	LPX 3GP AB-AB LPX 3GP AB-PB LPX 3GP AB-SB	LPX 4GP AB-AB LPX 4GP AB-PB LPX 4GP AB-SB



LPX BPS AB-AB

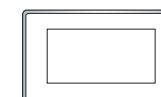
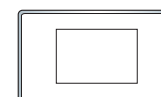
Concealed Fixing Blank Plates

Frame Finish	Plate Finish		
		Single Blank Plate Nom. Plate Size: 91 x 91 mm Product Code	Double Blank Plate Nom. Plate Size: 150 x 91 mm Product Code
Polished Brass 	Polished Brass Satin Brass Antique Brass	LPX BPS PB-PB LPX BPS PB-SB LPX BPS PB-AB	LPX BPD PB-PB LPX BPD PB-SB LPX BPD PB-AB
Antique Brass 	Antique Brass Polished Brass Satin Brass	LPX BPS AB-AB LPX BPS AB-PB LPX BPS AB-SB	LPX BPD AB-AB LPX BPD AB-PB LPX BPD AB-SB



Concealed Fixing EuroFix Plates complete with Fixing Grid

Minimum Wall Box Depth dependant on EuroFix insert fitted - please see the EuroFix section for our complete range of inserts.



1 Module EuroFix Plate

Plate Size:
95 x 95 mm
Aperture:
25 x 50 mm

Product Code

2 Module EuroFix Plate

Plate Size:
95 x 95 mm
Aperture:
50 x 50 mm

Product Code

3 Module EuroFix Plate

Plate Size:
154 x 95 mm
Aperture:
75 x 50 mm

Product Code

4 Module EuroFix Plate

Plate Size:
154 x 95 mm
Aperture:
100 x 50 mm

Product Code

Frame Finish

Plate Finish

Polished Brass

Polished Brass

Satin Brass

Antique Brass



LGX EURO1 PB-PB
LGX EURO1 PB-SB
LGX EURO1 PB-AB

LGX EURO2 PB-PB
LGX EURO2 PB-SB
LGX EURO2 PB-AB

LGX EURO3 PB-PB
LGX EURO3 PB-SB
LGX EURO3 PB-AB

LGX EURO4 PB-PB
LGX EURO4 PB-SB
LGX EURO4 PB-AB

Antique Brass

Antique Brass

Polished Brass

Satin Brass



LGX EURO1 AB-AB
LGX EURO1 AB-PB
LGX EURO1 AB-SB

LGX EURO2 AB-AB
LGX EURO2 AB-PB
LGX EURO2 AB-SB

LGX EURO3 AB-AB
LGX EURO3 AB-PB
LGX EURO3 AB-SB

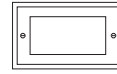
LGX EURO4 AB-AB
LGX EURO4 AB-PB
LGX EURO4 AB-SB



WOA EURO2

EuroFix Plates complete with Fixing Grid

Minimum Wall Box Depth is dependent on the EuroFix insert fitted - please see the EuroFix section for our complete range of inserts.



Wood Plinth and Edge Profile

Light Oak Ovolo Edge



Light Oak Chamfered Edge



Medium Oak Ovolo Edge



Medium Oak Chamfered Edge



Dark Oak Ovolo Edge



Dark Oak Chamfered Edge



Antique Mahogany Finish
Ovolo Edge



Antique Mahogany Finish
Chamfered Edge



2 Module EuroFix Plate
Nominal Plate Size:
88 x 88 mm
Aperture Size:
50 x 50 mm
Product Code

4 Module EuroFix Plate
Nominal Plate Size:
146 x 88 mm
Aperture Size:
100 x 50 mm
Product Code

WOL EURO2

WOL EURO4

WCL EURO2

WCL EURO4

WOM EURO2

WOM EURO4

WCM EURO2

WCM EURO4

WOD EURO2

WOD EURO4

WCD EURO2

WCD EURO4


WOA EURO2

WOA EURO4

WCA EURO2

WCA EURO4

Hamilton® Sheer Floor Sockets



82D EURO4

EuroFix Plates complete with Fixing Grid

Minimum Wall Box Depth is dependent on the EuroFix insert fitted.

Please see the EuroFix section for our complete range of inserts

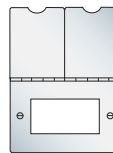


2 Module EuroFix Plate

Nominal Plate Size:
86 x 86 mm

Aperture:
50 x 50 mm

[Product Code](#)



4 Module EuroFix Plate

Nominal Plate Size:
146 x 86 mm

Aperture:
100 x 50 mm

[Product Code](#)

Plate Finish

Bright Chrome



87D EURO2

87D EURO4

Polished Brass



81D EURO2

81D EURO4

Satin Brass



82D EURO2

82D EURO4

Antique Brass



89D EURO2

89D EURO4

Satin Nickel



85D EURO2

85D EURO4

Satin Stainless




84D EURO2

84D EURO4







Concealed Fixing EuroFix Plates complete with Fixing Grid

Minimum Wall Box Depth is dependent on the EuroFix insert fitted - please see the EuroFix section for our complete range of inserts.



81C EURO2



Plate Finish	1 Module EuroFix Plate	2 Module EuroFix Plate	3 Module EuroFix Plate	4 Module EuroFix Plate
	Nom. Plate Size: 86 x 86 mm Aperture: 25 x 50 mm Product Code	Nom. Plate Size: 86 x 86 mm Aperture: 50 x 50 mm Product Code	Nom. Plate Size: 145 x 86 mm Aperture: 75 x 50 mm Product Code	Nom. Plate Size: 145 x 86 mm Aperture: 100 x 50 mm Product Code
Bright Chrome 	87C EURO1	87C EURO2	87C EURO3	87C EURO4
Polished Brass 	81C EURO1	81C EURO2	81C EURO3	81C EURO4
Satin Brass 	82C EURO1	82C EURO2	82C EURO3	82C EURO4
Antique Brass 	89C EURO1	89C EURO2	89C EURO3	89C EURO4
Satin Stainless 	84C EURO1	84C EURO2	84C EURO3	84C EURO4
Black Nickel 	88C EURO1	88C EURO2	88C EURO3	88C EURO4

EuroFix Plates complete with Fixing Grid

Minimum Wall Box Depth is dependent on the Euro Fix insert fitted - please see the EuroFix section for our complete range of inserts.



1 Module EuroFix Plate

Nominal Plate Size:
86 x 86 mm

Aperture:
25 x 50 mm

Product Code



2 Module EuroFix Plate

Nominal Plate Size:
86 x 86 mm

Aperture:
50 x 50 mm

Product Code

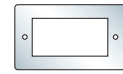


3 Module EuroFix Plate

Nominal Plate Size:
146 x 86 mm

Aperture:
75 x 50 mm

Product Code



4 Module EuroFix Plate

Nominal Plate Size:
146 x 86 mm

Aperture:
100 x 50 mm

Product Code

Plate Finish

Bright Chrome



87 EURO1

87 EURO2

87 EURO3

87 EURO4

Satin Chrome



86 EURO1

86 EURO2

86 EURO3

86 EURO4

Polished Brass



81 EURO1

81 EURO2

81 EURO3

81 EURO4

Satin Brass



82 EURO1

82 EURO2

82 EURO3

82 EURO4

Antique Brass



89 EURO1

89 EURO2

89 EURO3

89 EURO4

Bright Stainless



83 EURO1

83 EURO2

83 EURO3

83 EURO4

Satin Stainless



84 EURO1

84 EURO2

84 EURO3

84 EURO4

Black Nickel



88 EURO1

88 EURO2

88 EURO3

88 EURO4

Pearl Oyster



8P EURO1

8P EURO2

8P EURO3

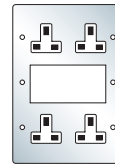
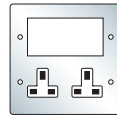
8P EURO4

EuroFix Media Plates complete with 13A Unswitched Power Sockets

Minimum Wall Box Depth is dependent on the Euro Fix insert fitted - please see the EuroFix section for our complete range of inserts.



86 MED1 W



Media Plate EURO4 Aperture with 2 x 13A Unswitched Sockets

Supplied with Back Box
132 x 132 x 40 mm with Phase Barriers

Nominal Plate Size:
146 x 146 mm
Aperture:
100 x 50 mm

Technical Insert Reference: **MED1**

Media Plate EURO4 Aperture with 4 x 13A Unswitched Sockets

Supplied with Back Box
133 x 194 x 40 mm with Phase Barriers



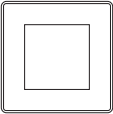
Nominal Plate Size:
146 x 210 mm
Aperture:
100 x 50 mm


Technical Insert Reference: **MED2**

Plate Finish	Insert Colour	Product Code	Product Code
 Bright Chrome	White Plastic	87 MED1 W	87 MED2 W
	Black Plastic	87 MED1 B	87 MED2 B
 Satin Chrome	White Plastic	86 MED1 W	86 MED2 W
	Black Plastic	86 MED1 B	86 MED2 B
 Polished Brass	White Plastic	81 MED1 W	81 MED2 W
	Black Plastic	81 MED1 B	81 MED2 B
 Satin Brass	White Plastic	82 MED1 W	82 MED2 W
	Black Plastic	82 MED1 B	82 MED2 B
 Bright Stainless	White Plastic	83 MED1 W	83 MED2 W
	Black Plastic	83 MED1 B	83 MED2 B
 Satin Stainless	White Plastic	84 MED1 W	84 MED2 W
	Black Plastic	84 MED1 B	84 MED2 B

Concealed Fixing EuroFix Plates complete with Fixing Grid

Minimum Wall Box Depth is dependant on the EuroFix insert fitted - please see the EuroFix section for our complete range of inserts.

		
	2 Module EuroFix Plate	4 Module EuroFix Plate
	Nom. Plate Size: 86 x 86 mm	Nom. Plate Size: 146 x 86 mm
	Aperture: 50 x 50 mm	Aperture: 100 x 50 mm
Transparent Plate	Product Code	Product Code
EuroFix Plates	PC EURO2	PC EURO4
		



PC EURO2

Hamilton Technical Specification

HOTEL CARD SWITCHES

CATEGORY:

HOTEL CARD SWITCH

Current Rating: 10A (6AX)
Max Load: 10 Amp (6 Amp inductive)
Technical Insert Ref: Description:
 C11 1 gang 10A (6AX) On/Off with Blue LED Locator
 Suitable for 44mm and 54mm width key cards

EUROFIX CARD SWITCH

MOD-C11 1 gang 10A (6AX) On/Off with Blue LED Locator
 Suitable for 44mm and 54mm width key cards

KNX BUS SYSTEM HOTEL CARD SWITCH

Current Rating: N/A
Max Load: N/A
Technical Insert Ref: Description:
 CKNX 1 gang 12-24V AC/DC +/-10% On/Off with Blue LED Locator
 Suitable for 44mm and 54mm width key cards

EUROFIX KNX BUS SYSTEM CARD SWITCH

MOD-CKNX 1 gang 12-24V AC/DC +/-10% On/Off with Blue LED Locator
 Suitable for 44mm and 54mm width key cards

TECHNICAL SPECIFICATION:

Voltage: 220/250V AC
KNX Voltage: 12-24V AC/DC
IP Rating: IP2XD
Switched Poles: Single
Contact Gap Minimum: 3mm
Product Class 1: Must be earthed
Eurofix Product Class 1: Face plate must be earthed

Ambient Operating Temperature: -5 to +40 C
Location: Internal Use Only
Max Installation Altitude: 2000m

STANDARDS:

BS EN ISO Standard: BS EN 60669-2-3

TERMINAL CAPACITY:

	1mm ²	1.5mm ²	2.5mm ²	4mm ² Multi-Strand	6mm ²
Terminal Capacity	3	2	1		
Earth Terminal Capacity	5	4	3	1	1

Fixing Centres:

CARD SWITCH/KNX

GRID-IT CARD SWITCH/KNX

60.3mm



C11/CKNX

Fits into one Euro2 aperture



MOD-C11
MOD-CKNX

Hamilton Technical Specification

UNSWITCHED SOCKETS

CATEGORY:

2A UNSWITCHED SOCKETS AND FLOOR SOCKETS

Current Rating: 2 Amp

Max Load: 2 Amp

Technical Insert Ref: Description:

US2 1 gang 2A Unswitched Socket

5A UNSWITCHED SOCKETS AND FLOOR SOCKETS

Current Rating: 5 Amp

Max Load: 5 Amp

Technical Insert Ref: Description:

US5 1 gang 5A Unswitched Socket

13A UNSWITCHED SOCKETS AND FLOOR SOCKETS

Current Rating: 13 Amp

Max Load: 13 Amp

Technical Insert Ref: Description:

US13 1 gang 13A Unswitched Socket

US99 2 gang 13A Unswitched Socket

EUROFIX 13A UK UNSWITCHED SOCKET MODULE

MOD-ENG13A 1 gang 13A UK Unswitched Socket

TECHNICAL SPECIFICATION:

Voltage: 220/250V AC
IP Rating: IP2XD
Switched Poles: None
Contact Gap Minimum: None
Product Class 1: Must be earthed
Ambient Operating Temperature: -5 to +40 C

Location: Internal Use Only
Max Installation Altitude: 2000m

STANDARDS:

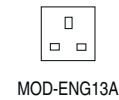
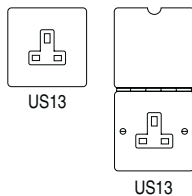
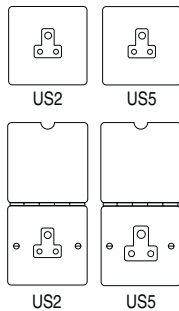
BS EN ISO Standard:
 2A and 5A Unswitched BS 546
 13A Unswitched BS 1363-2

TERMINAL CAPACITY:

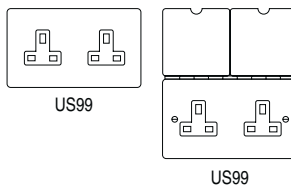
	1mm ²	1.5mm ²	2.5mm ²	4mm ²	6mm ² Multi-strand	10mm ²
2A and 5A Terminal Capacity	5	4	2	1		
2A and 5A Earth Terminal Capacity	5	4	2	1		
13A Terminal Capacity			5	3	2	1
13A Earth Terminal Capacity			5	3	2	1

Fixing Centres: 2A & 5A UNSWITCHED SOCKETS 13A UNSWITCHED SOCKETS EUROFIX UNSWITCHED SOCKET MODULE

60.3mm



120.6mm



Hamilton Technical Specification

INTERNATIONAL UNSWITCHED SOCKETS

CATEGORY:

AMERICAN SOCKETS - NEMA 5

Current Rating: 15 Amp
Max Load: 15 Amp
Voltage: 110V AC

Technical Insert Ref: Description:

5258 1 gang 15A Unswitched American Socket
 5320 2 gang 15A Unswitched American Socket

EUROFIX AMERICAN SOCKET MODULE

MOD-USA 15A 1 gang 15A Unswitched American Socket

EUROFIX UNIVERSAL SOCKET MODULE

Current Rating: 13 Amp
Max Load: 13 Amp

MOD-UNI 13A 1 gang 13A Universal Unswitched Socket

SCHUKO SOCKETS - CE7/4 AND FLOOR SOCKET

Current Rating: 10/16 Amp
Max Load: 16 Amp
Voltage: 220/250V AC

Technical Insert Ref: Description:

6126 1 gang 16A Unswitched German Sockets
 26126 2 gang 16A Unswitched German Sockets

EUROFIX GERMAN SOCKET MODULE

MOD-GER16A 1 gang 16A Unswitched German Socket

TECHNICAL SPECIFICATION:

IP Rating: IP2XD
Switched Poles: None
Contact Gap Minimum: None
Product Class 1: Face plate must be earthed

Ambient Operating Temperature: -5 to +40 C
Location: Internal Use Only
Max Installation Altitude: 2000m

STANDARDS:

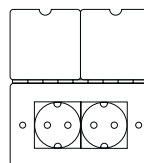
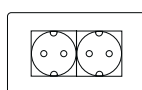
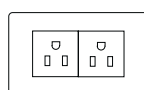
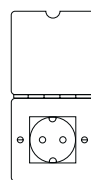
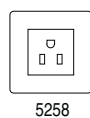
BS EN ISO Standard: BS 5733
 IEC 60884-1

TERMINAL CAPACITY:

	2.5mm ²	4mm ²	6mm ² Multi-stranded	10mm ²
13A and 16A Socket	3	3	2	1
15A Universal Socket Module	3	2	1	

Fixing Centres:

	AMERICAN SOCKETS	SCHUKO SOCKETS	SCHUKO FLOOR SOCKETS	SOCKET MODULES
60.3mm	5258	6126*	6126*	MOD-USA MOD-UNIV* MOD-GER16A*
120.6mm	5320	26126*	26126*	*Requires 47mm deep mounting box



Information relating to usage for non-uk sockets

- It is permissible to sell and/or install non-UK BS type power sockets in the United Kingdom.
- It is the responsibility of the electrical contractor/installer to ensure that these products are installed correctly.
- The installation must be signed off by a qualified installer as a deviation to BS7671 wiring regulations.
- As these products fall outside the standards specified within the wiring regulations, additional measures must be taken to ensure safe, appropriate installation is effected.

Hamilton Technical Specification

TELEVISION COAXIAL AND DATA SOCKETS

CATEGORY:

TV/DATA/TELEPHONE SOCKETS AND FLOOR SOCKETS

Technical Insert Ref: Description:

TV	1 gang Non-Isolated Television 1 In/1 Out
TV2	2 gang Non-Isolated Television 2 In/2 Out
TVFM	Isolated TV/FM Diplexer 1 In/2 Out
TVI	1 gang Isolated Television 1 In/1 Out
TVSAT	2 gang Non-Isolated TV + Satellite 2 In/2 Out
SATN	1 gang Non-Isolated Satellite
SATI	1 gang Isolated Satellite
J12	1 gang RJ12 Outlet Unshielded
2J12	2 gang RJ12 Outlet Unshielded
J45	1 gang RJ45 CAT 5E Outlet Unshielded
2J45	2 gang RJ45 CAT 5E Outlet Unshielded
TCS	1 gang Telephone Slave
TCM	1 gang Telephone Master

EUROFIX TV/DATA/TELEPHONE SOCKET MODULES

Technical Insert Ref: Description:

MOD-TV	1 gang Non-Isolated TV 1 In/1 Out
MOD-TV1	1 gang Isolated TV 1 In/1 Out
MOD-TVFM	Isolated TV/FM Diplexer 1 In/2 Out
MOD-SATI	1 gang Isolated Satellite
MOD-SATN	1 gang Non-Isolated Satellite
MOD-J12	1 gang RJ12 Outlet Unshielded
MOD-J45-C5	1 gang RJ45 CAT 5E Outlet Unshielded
MOD-J45-C6	1 gang RJ45 CAT 6 Outlet Unshielded
MOD-J45-C6S	1 gang RJ45 CAT 6S Outlet Shielded
MOD-TCS	1 gang Telephone Slave
MOD-TCM	1 gang Telephone Master

MOD-CAT6A and MOD-CAT7 are available on request

TECHNICAL SPECIFICATION:

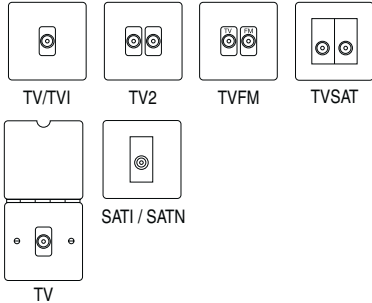
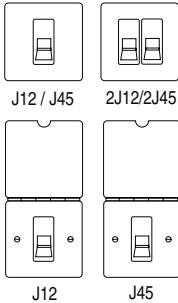
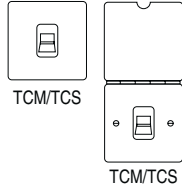
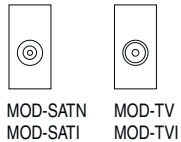


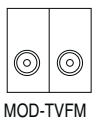
IP Rating:	IP2XD
Product Class 1:	Face plate must be earthed (ref BS7671 415.2.1)
Ambient Operating Temperature:	-5 to +40 C
Location:	Internal Use Only
Max Installation Altitude:	2000m

Note: Mains operated and extra low voltage products must not be installed in the same face plate aperture. When installing within the same back box phase barriers MUST be used to separate the two voltages. See BS 7671 Wiring regulations for further details.

Note for SATI only: Isolated F-type satellite outlet, where a DC signal back to the LNB unit on the satellite dish is not required.

TERMINAL CAPACITY:

	1mm ²	1.5mm ²	2.5mm ²	4mm ² Multi-Strand	6mm ²
Earth Terminal Capacity	5	4	3	1	1

Fixing Centres:	TELEVISION COAXIAL	DATA OUTLETS	TELEPHONE SOCKET
60.3mm	 <p>TV/TVI TV2 TVFM TVSAT</p> <p>SATI / SATN</p> <p>TV</p>	 <p>J12 / J45 2J12/2J45</p> <p>J12 J45</p>	 <p>TCM/TCS</p> <p>TCM/TCS</p>
Fits one Euro1 aperture	 <p>MOD-SATN MOD-TV MOD-SATI MOD-TV1</p>	 <p>MOD-J12 MOD-J45-C6 MOD-J45-C5 MOD-J45-C6S</p>	 <p>MOD-TCM MOD-TCS</p>
Fits one Euro2 aperture	 <p>MOD-TVFM</p>		

Hamilton Technical Specification

DIGITAL TELEVISION SOCKETS - Screened Non-Isolated, DAB compatible

CATEGORY:

DIGITAL TV COAXIAL SOCKETS

Technical Insert Ref: Description:

DENT	Non-Isolated TV/FM/Satellite 1/Satellite 2 Quadplex 2 In/ 4 Out
DSAT+	Non-Isolated TV/FM/Satellite 1/Satellite 2 Quadplex 2 In/ 4 Out + TVF + TCS
DTRID	Non-Isolated TV/FM/Satellite Triplexer 1 In/3 Out
DSAT	1 gang Non-Isolated Satellite
DTVf	1 gang Non-Isolated TV (female)
DTVM	1 gang Non-Isolated TV (male)

EUROFIX MODULES

Technical Insert Ref: Description:

MOD-DENT	Non-Isolated TV/FM/Satellite 1/Satellite 2 Quadplex 2 In/ 4 Out
MOD-DSAT	1 gang Non-Isolated Satellite
MOD-DTRID	Non-Isolated TV/FM/Satellite Triplexer 1 In/3 Out
MOD-DTVf	1 gang Non-Isolated TV (female)
MOD-DTVM	1 gang Non-Isolated TV (male)

TECHNICAL SPECIFICATION:

IP Rating:	IP2XD
Product Class 1:	Must be earthed (ref BS7671 415.2.1)
Ambient Operating Temperature:	-5 to +40 C
Location:	Internal Use Only
Max Installation Altitude:	2000m

Note: Mains operated and extra low voltage products must not be installed in the same face plate aperture. When installing within the same back box phase barriers MUST be used to separate the two voltages. See BS 7671 Wiring regulations for further details.

TERMINAL CAPACITY:

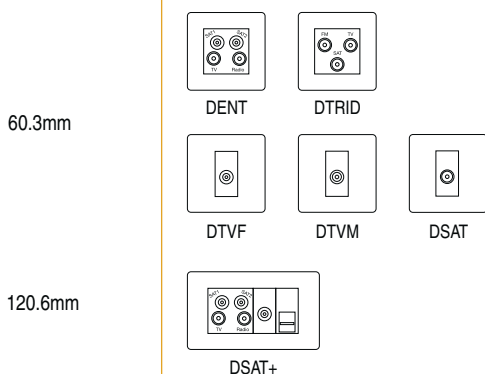
	1mm ²	1.5mm ²	2.5mm ²	4mm ² Multi-Strand	6mm ²
Earth Terminal Capacity	5	4	3	1	1

FREQUENCIES:

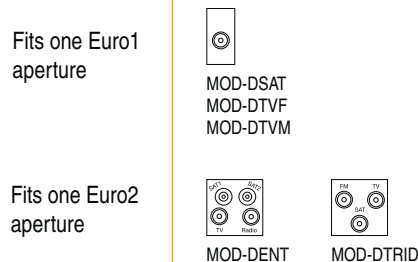
Module	Frequency 1	Frequency 2	Frequency 3	Frequency 4
DTVM	FM DC			
DSAT	SAT DC			
DTVf	TV DC			
DENT/DTRID/DSAT+	TV	FM	SAT DC	
	5-68 MHz	125-860 MHz	950-2200 MHz	
	88-108 MHz			
DSAT+	TV DC			
	5-2200 MHz			

Fixing Centres:

DIGITAL TELEVISION SOCKETS



EUROFIX DIGITAL TV SOCKET MODULES



Hamilton Technical Specification

EUROFIX AV/AUDIO/HDMI

CATEGORY:

EUROFIX AV/AUDIO/HDMI SOCKETS

Technical Insert Ref: Description:

MOD-BAN2	2 x Gold Binding Post Socket*
MOD-HDMI	HDMI Chassis Mounted Socket Type A* (Female Mounted, Female Free)
MOD-MP3	3.5mm Stereo Socket (MP3) Screened*
MOD-RCA1	1 x Gold Phone/Audio Socket**
MOD-RCA2	2 x Gold Phone/Audio Socket**
MOD-RCA3	3 x Gold Composite Video/Audio**
MOD-USBAFF	USB2 Panel Mounted Socket Type A* (Female Mounted, Female Free)
MOD-USBAFM	USB2 Panel Mounted Socket Type A* (Female Mounted, Male Free)

EUROFIX AV/AUDIO/HDMI SOCKETS

Technical Insert Ref: Description:

MOD-DIN25	D-Range PC Socket 25 Pin*
MOD-DIN9	D-Range PC Socket 9 Pin*
MOD-SVGA	D-Range SVGA Socket 15 Pin*

Current Rating: 15 Amp
Voltage: 120VAC

MOD-XLR Latching Audio Connector 3 Pin XLR Socket*

TECHNICAL SPECIFICATION:

IP Rating:	IP2XD
Ambient Operating Temperature:	-5 to +40 C* -25 to +70 C**
Location:	Internal Use Only
Max Installation Altitude:	2000m

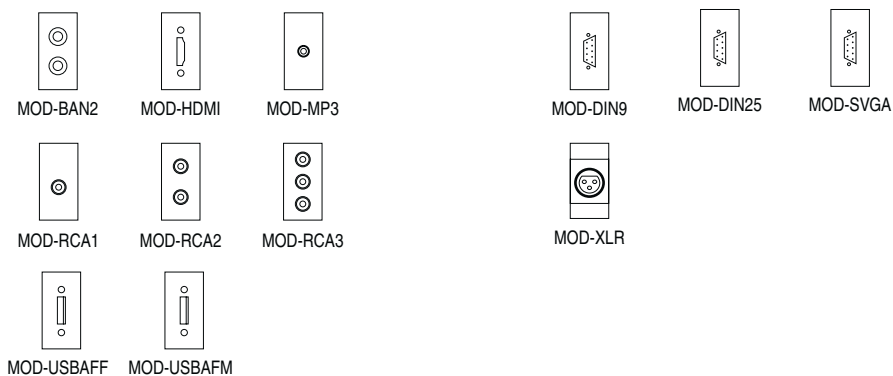
Note: Mains operated and extra low voltage products must not be installed in the same face plate aperture. When installing within the same back box phase barriers MUST be used to separate the two voltages. See BS 7671 Wiring regulations for further details.

	Current Rating	Voltage
Eurofix D-range sockets	7.5amps per contact	300V
Eurofix Latching Audio Connector	15amp	120V AC

EUROFIX AV/AUDIO/HDMI MODULES

EUROFIX AUDIO SOCKET MODULES

Fits a Euro1 aperture



Hamilton Technical Specification

EUROFIX USB CHARGER MODULE

CATEGORY:

EUROFIX USB CHARGER MODULE

Technical Insert Ref: Description:

MOD-USB Eurofix USB Charger Module

TECHNICAL SPECIFICATION:

Current Rating (at full load):	0.3A Single 0.6A Twin	Product Class 1:	Must be earthed
Current Rating (at standby):	1.3m A Single 2.5m A Twin	Ambient Operating Temperature:	0 to +40 C
Voltage:	220/250V AC 47-53Hz	Location:	Internal Use Only
Max Load Output:	1.0A per socket	Max Installation Altitude:	2000m
Output Voltage:	5Vdc \pm 5%	STANDARDS:	
Contact Gap Minimum:	5mm	BS EN ISO Standard:	BS EN 60950-1 BS EN 61000-6-1

	1.0mm ²	1.5mm ²	2.5mm ²
Terminal Capacity	2	2	1

EUROFIX USB CHARGER MODULE

Fits a Euro1 aperture

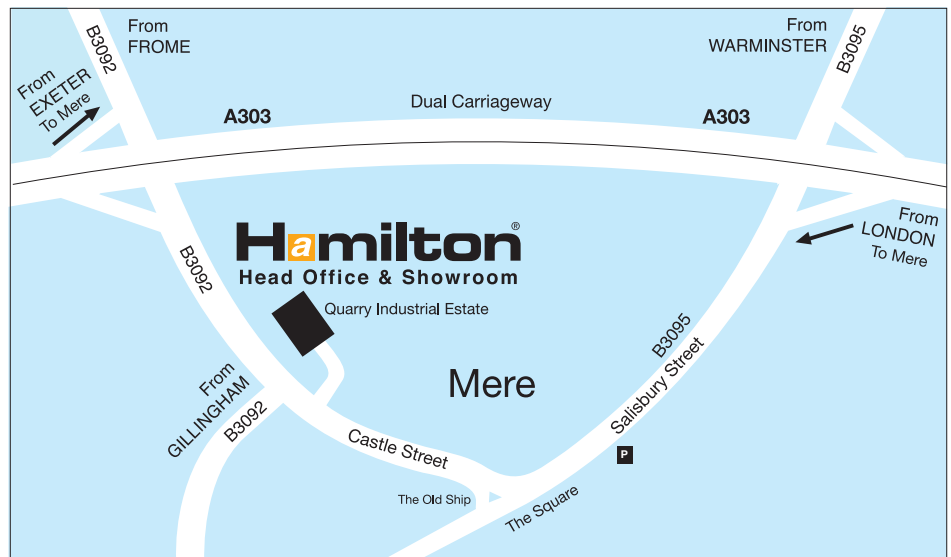


MOD-USB

Head Office and Showroom:

R. Hamilton & Co. Ltd.,
Quarry Industrial Estate,
Mere,
Wiltshire BA12 6LA
Tel: +44 (0)1747 860088
Fax: +44 (0)1747 861032
Email: info@hamilton-litestat.com
www.hamilton-litestat.com

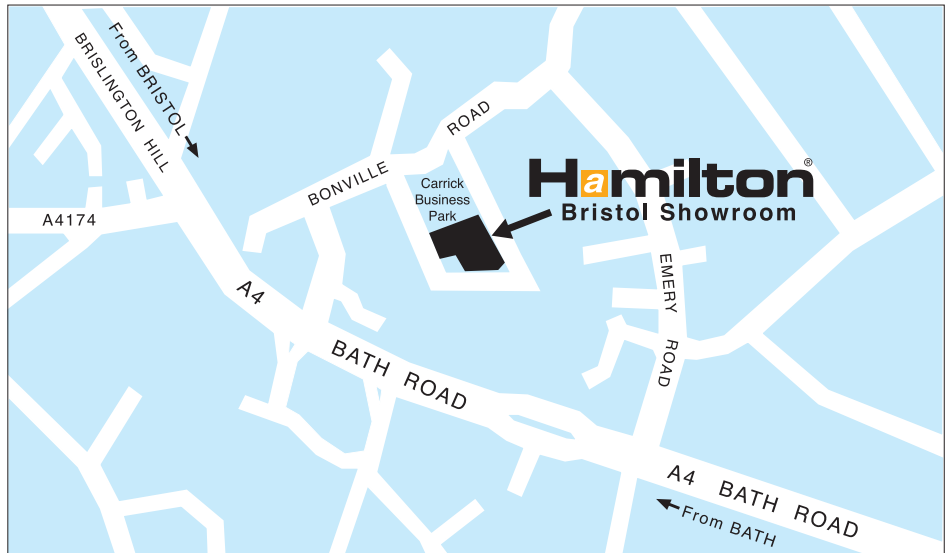
Please contact to arrange a personal viewing of our extensive range of accessories.



Bristol Showroom:

R. Hamilton & Co. Ltd,
Unit 10,
Carrick Business Centre,
7-10 Bonville Road,
Brislington,
Bristol BS4 5NZ

Please contact to arrange a personal viewing of our extensive range of accessories.



London Showroom:

R. Hamilton & Co. Ltd,
Product Galleries Location,
Lower Ground Floor J8,
The Building Centre,
26 Store Street,
London WC1E 7BT
Tel: +44 (0)207 692 4000

Opening Hours:
Monday to Friday:
9.30 am - 6.00 pm
Saturday: 10.00 am - 5.00 pm
Closed on Sundays and all Bank Holidays.



The Hamilton[®] Collection

excellence and elegance...

All products listed conform to current British or European standards and the product information is correct at the time of going to press.

It is the policy of the company to improve products as part of our development programme.
Therefore, we reserve the right to alter designs and dimensions without prior notice.

Illustrations and diagrams are reproduced within the limitations of reproduction and printing process and are not binding.

Due to manufacturing processes we cannot guarantee an exact colour match and shadings of certain finishes.



R Hamilton & Co Ltd
Quarry Industrial Estate • Mere • Wiltshire • BA12 6LA • UK
Tel: +44 (0)1747 860088 • Fax: +44 (0)1747 861032
Email: info@hamilton-litestat.com
www.hamilton-litestat.com