

PVC-U System

Flush Casement Window



EpwinTM
window systems

A classic window for the 21st century

The Flush Casement Window System beautifully and accurately replicates the original features of traditional timber casement windows. At the same time, modern engineering means superior thermal performance and outstanding weather protection too.

It's a combination that means it ticks all the boxes for homeowners, planners and architects alike. And it's why the system is suitable across all market sectors from ultra-modern properties to charming period cottages.

It's also a revelation for fabricators and installers. Advanced design technology ensures superb quality along with precise dimensions, wall thickness and internal webs that make it straightforward to work with. Then there are features such as easy-to-locate hardware, optimised drainage and perfectly positioned seals for long-lasting performance.

Overall, it adds up to a window system that delivers on every level.





Style with substance

Take a closer look at the Flush Casement Window System

Traditional style



Authentic proportions

Features such as slim depth sashes, putty line edge and a dummy sash to give a balanced aesthetic for frames with fixed lights combine to recreate the elegant proportions of a traditional British cottage window.



Deep bottom rail

A hallmark of a traditional timber window is replicated in a specifically designed deep sash profile.



Mechanically jointed option

Sashes, deep bottom rails and outer frames are all available in mechanically jointed versions for when period authenticity is a requirement.



Classic lines

The frames have a simple, chamfered finish outside and a choice of chamfered and sculptured frames internally to personalise a look.



Heritage hardware

Monkey-tail handles and dummy peg stays provide the perfect period finishing touch when restoring heritage properties.






Modern-day practicality




Performance

With 24mm double glazing, an A-rated window and a U-value of 1.2 W/m²K are achievable.



Security

PAS 24:2022 approved and suitable for Secured by Design solutions.



Ancillaries

The widest range of ancillaries on the market means every project can be personalised and fitted perfectly.



Ventilation

A night vent lock ensures effective but secure ventilation.



Versatility

Standard outer frames and packers can be used for variations in older properties.



Flush Casement Window System

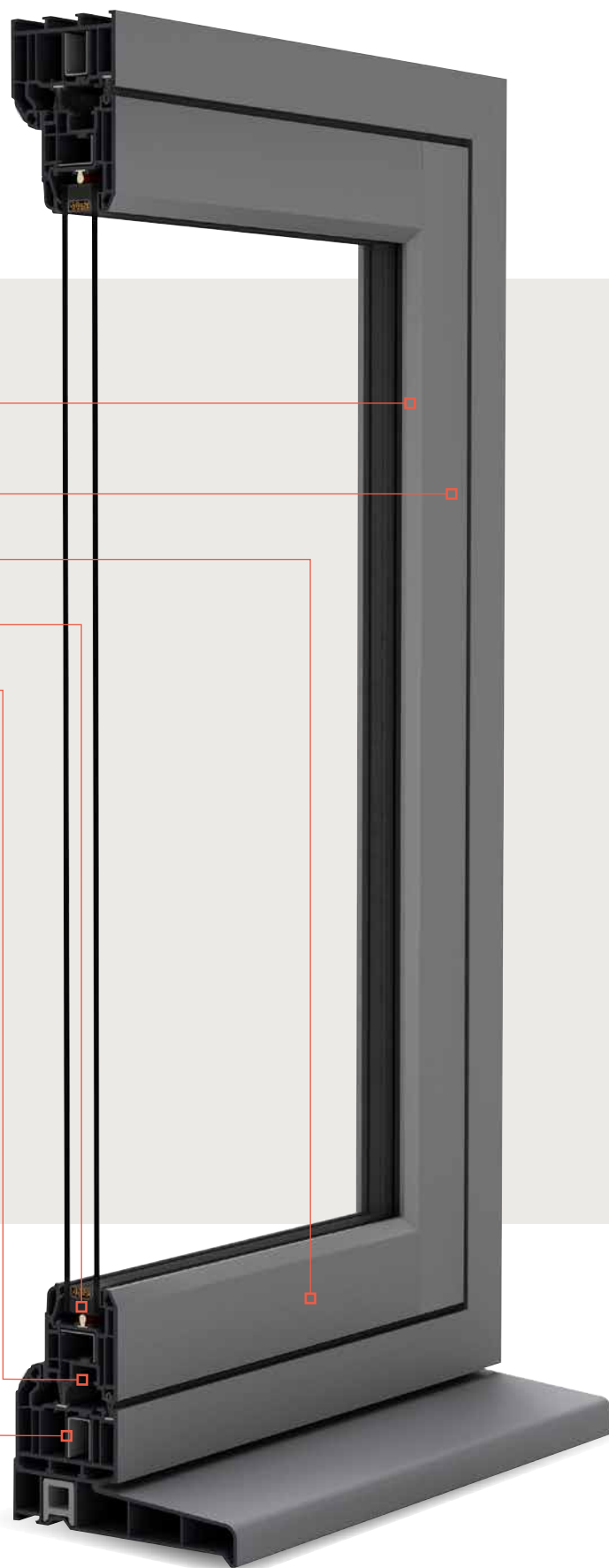
Traditional style with no compromise.

For heritage projects, the Flush Casement Window has all the period authenticity that's required to support the most sensitive of restorations. At the same time, the classic understated aesthetics mean it is at home in modern properties too. It's a level of versatility that is seldom seen on comparative systems and delivers at every level with no compromise.



Product features

- 1 Traditional putty line edge detail
- 2 Mechanically jointed outer frame & sash
- 3 Optional deep bottom rail
- 4 Optional sash centre seal
- 5 Outer frame sash seal
- 6 6-chamber outer frame with optional RCM inserts



French Flush Casement Window System

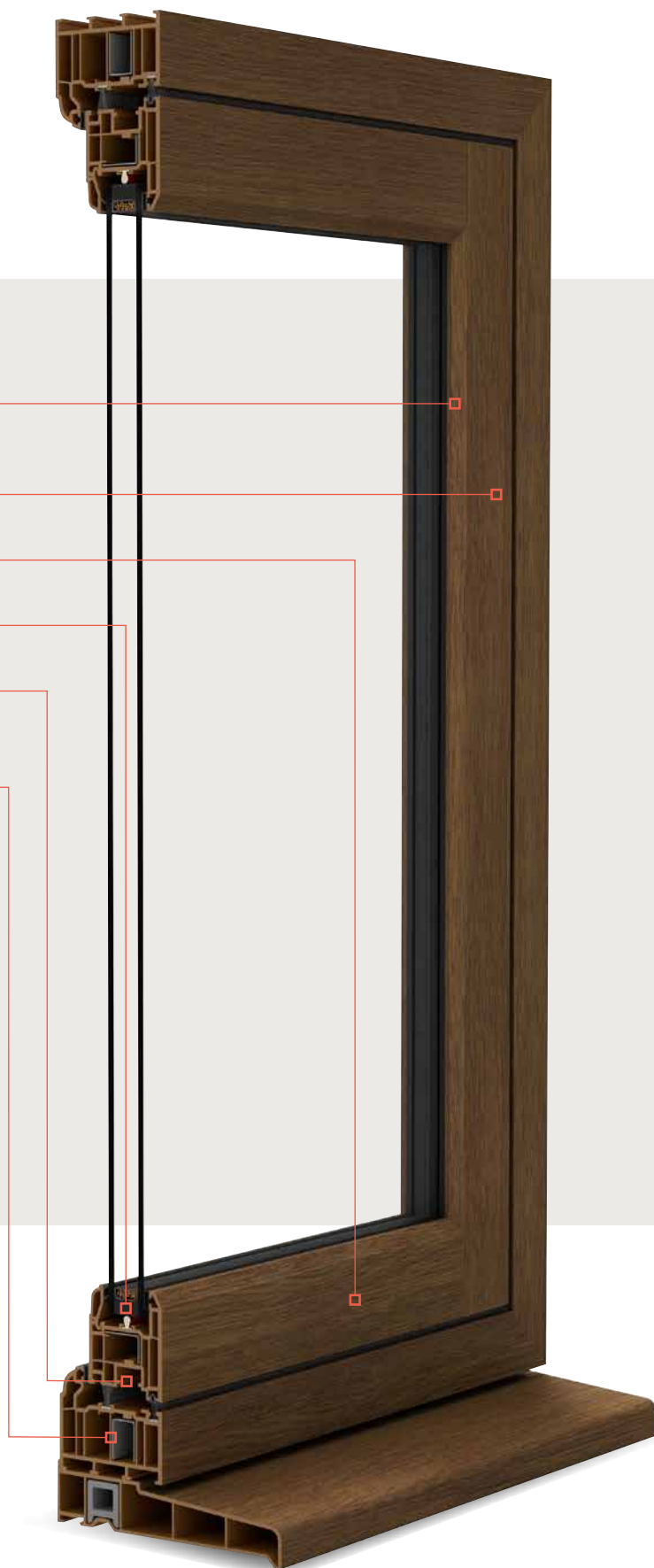
Continental chic at its best.

The French Flush Casement Window offers an impressive combination of continental style and valuable practicality. It recreates the appearance of a traditional French cottage window for a beautiful end result. The lack of central mullion means it makes the most of every view. It also means it can be used as an emergency egress window on smaller apertures.



Product features

- 1 Traditional putty line edge detail
- 2 Mechanically jointed outer frame & sash
- 3 Optional deep bottom rail
- 4 Optional sash centre seal
- 5 Outer frame sash seal
- 6 6-chamber outer frame with optional RCM inserts



Ancillaries

Every window is unique.

It's why the Flush Casement Window System comes with the widest range of ancillaries on the market. It means you can create highly personalised, perfectly fitting projects every time.

Cills

Complete with end caps and couplers, our cill sizes range from a modest 85mm to a substantial 225mm. There's a single reinforcing size to help keep your stockholding under control in either steel or recycled composite material (RCM).




Thermal Inserts

Thermal inserts are an effective way to achieve better U-values and WERs without the cost of the most highly-insulating sealed units. Simple to use and cut, they slot inside the profiles during fabrication, increasing the number of insulating chambers. What's more, they're made from recycled materials, enhancing your green credentials.



Baypoles

A range of baypoles enables the installation of strong and robust bay and bow windows. With variable, square and fixed angle variants, all shapes and sizes of immaculately-finished installation are possible.





Couplers

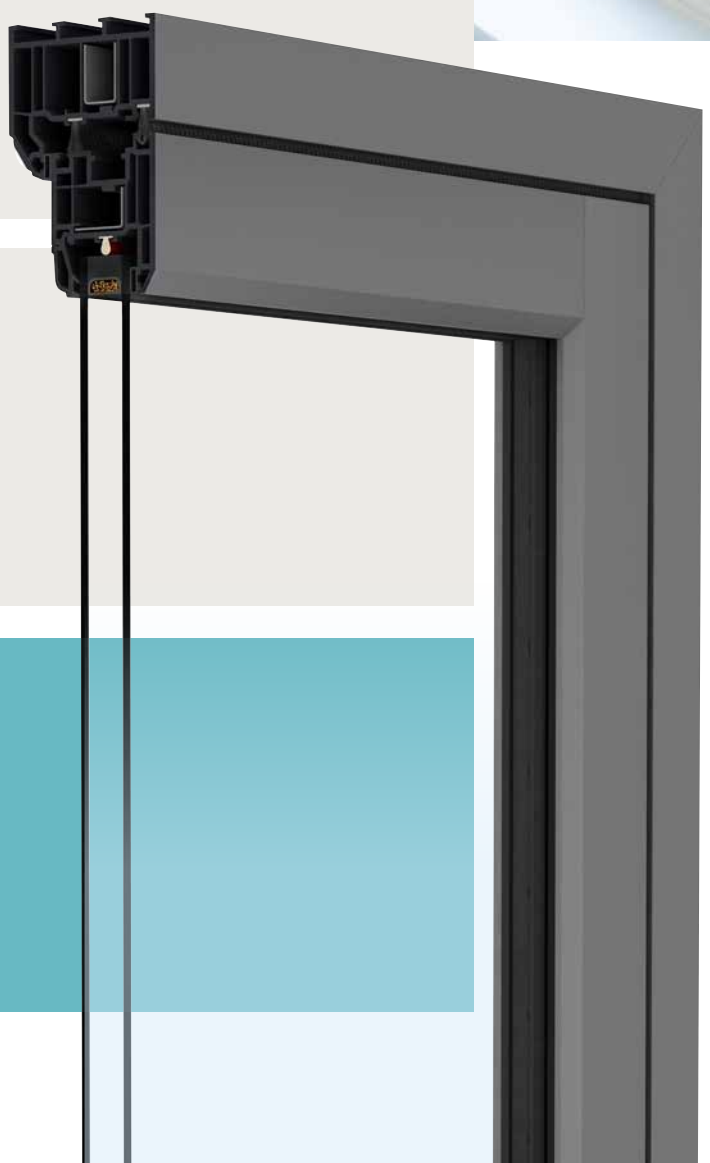
Couplers are available in a range of sizes from 3mm to 29mm.

Packers

Packers are available in four sizes ranging from 15mm to 50mm.

Astragal Bars

There are chamfered Astragal bars for when installations require the appearance of small individual window panes.



The Colour Collection

Replicate heritage colours or offer contemporary chic.

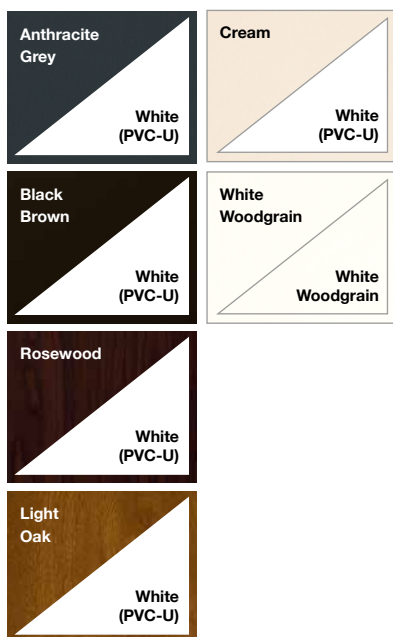
It features an array of shades from modern classics such as Anthracite Grey and heritage hues such as Chartwell Green to the palettes of the future such as Claystone. Dual colour options are also available, bringing the option of different interior and exterior colours. Profiles are wrapped in our state-of-the-art colour production facility to ensure the quality of finish remains pristine.

Base appeal

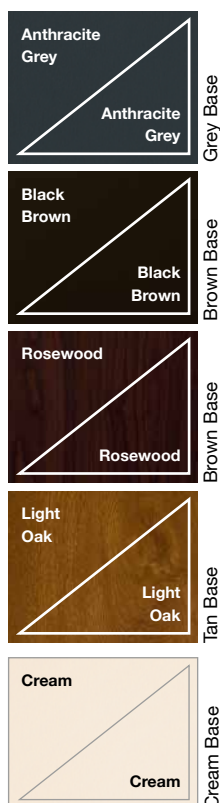
To maximise your product offer further, we also offer complementary base colours on our foiled ranges to deliver higher-value aesthetics. These include white, grey, brown, tan and cream and are designed to perfectly complement our foils and deliver the next level in coloured profile aesthetics.

Stock Colours

White PVC-U Base




Coloured Base




Fast Track Colours

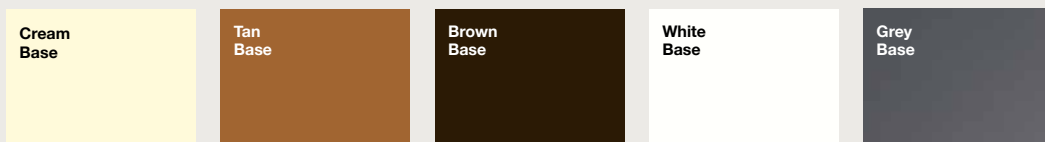
White PVC-U Base



Coloured Base



Base Colours





Made to Order Colours

Our made to order colours are available foiled on one side with a white base, foiled on both sides on a complementary base colour or foiled with different colours either side with a choice of any base colour.

Cream Base	Tan Base	Brown Base	White Base	Grey Base	
Cream	Irish Oak	AnTeak	White Woodgrain	Black Ulti-Matt	Slate Grey
Claystone	Honey Oak Super-Matt	Swamp Oak	Dark Red	Silver D Smooth	Anthracite Grey
Pebble Grey	Light Oak	Rosewood	Steel Blue	Hazy Grey Finesse	Anthracite Grey Smooth
Windsor	Pyrite	Black Brown	Dark Green	Kensington Grey	
Sage Smooth		Flemish Gold Smooth		Buckingham Grey	
Agate Grey				Basalt Grey Smooth	
Chartwell Green				Slate Grey Finesse	

Range of reliable hardware

Dial the heritage look up and down as required.

To enhance the heritage look, choose monkey-tail handles and dummy peg stays to create the appearance of traditional hand-forged hardware. For a clean contemporary look, use modern-styled hardware.



To order top quality hardware at competitive prices at the same time as you order your profile, choose Safeware from Epwin Window Systems. Safeware is one of the UK's leading suppliers of hardware to the industry. Its range includes household name brands and trusted specialists, all renowned for long-term performance and reliability and compatible with our Flush Casement Window System.



Accreditations & testing

As the UK's leading systems brand Epwin Window Systems holds all the accreditations you need to meet your requirements.



BS EN ISO 9001

BSI Registered firm scheme: Quality Management Systems.



BS EN ISO 14001

Manufactured under an ISO 14001 Registered Environmental Management System.



BS ISO 45001

Occupational Health and Safety Management Systems.



KM 12895
BS EN 12608
PVC-U Profiles for the Fabrication
of Windows and Doors

BS EN 12608

PVC-U Profiles for the Fabrication of Windows and Doors.



KM 33523
BS EN 12608 / PAS 24
PVC-U Profile – Enhanced Security
Window System Supplier

BS EN 12608/PAS 24

Enhanced Security Window System Supplier.



KM 56791
BS EN 12608 / PAS 24
PVC-U Profiles – Enhanced Security
Doors System Supplier

BS EN 12608/PAS 24

Enhanced Security Door System Supplier.



KM 594776
BS 8529 / PAS 24
Enhanced Security Composite Door
System Supplier

BS 8529/PAS 24

Enhanced Security Composite Door System Supplier.



Secured by Design

The UK Police initiative supporting the principles of 'designing out crime' by use of crime prevention and security standards.




VinylPlus

A labelling scheme to identify the most sustainable and high-performance PVC-U products.

Tested to the highest standards

Every aspect of the Epwin Window Systems range is continually tested and assessed to ensure it offers excellence in every respect. All our products meet current Building Regulations as standard and many can provide solutions far above these requirements. It means that no matter how demanding your project, Epwin Window Systems delivers.



Security benefits

Safety and security are designed into the Flush Casement Window System from Epwin Window Systems.

The Flush Casement Window System uses the latest high-security hardware and meets the standards of PAS 24:2022. It exceeds the requirements of Building Regulations and can meet Secured by Design criteria for projects that need this accreditation.

Secured by Design




Official Police Security Initiative



Thermal efficiency

The Flush Casement Window System delivers authentic style and modern-day thermal performance.

Heritage windows need to deliver the best of both worlds: authentic looks with outstanding thermal performance. The design quality of the Flush Casement Window System means this is more than possible. It is available with 24, 28 and 32mm glazing options and can achieve 1.2 W/m²K and an A+ Window Energy Rating with 24mm double glazing.



A truly British heritage

The Flush Casement Window System is produced by Epwin Window Systems, the UK's largest systems house with a track record stretching back nearly 50 years.

We offer the widest portfolio of fully integrated window and door systems, a choice of leading brands, with unrivalled expertise and support to grow your business.

We firmly believe in continuous investment in our production facilities and operations. Our approach means we are able to provide the levels of quality and reliability you have a right to expect.

Our products are designed and manufactured in Britain for the British market. We are active in trade and industry bodies and we take a leading stance in environmental initiatives.

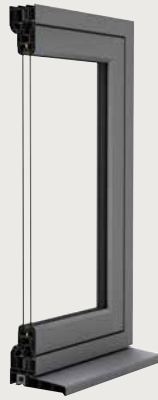
Our commitments mean you are able to rely on us to be a proactive partner that adds value to your business.

Because when you work with Epwin Window Systems you get more options and more possibilities.


**MADE IN
BRITAIN** 



Flush Casement System Product Data



Flush Casement Window



French Flush Casement Window

PERFORMANCE & ACCREDITATION	Top Hung		Side Hung	Side Hung
U-value (double glazing)	1.2		1.2	1.2
U-value (triple glazing)	N/A		N/A	N/A
Energy Rating (WER)	A+		A+	A+
Green Guide Rating #	A			A
Acoustic Performance-various options depending on specification-RW (C;Ctr)	36 to 44			36 to 44
Air Tightness (Pa)	Class 3 (600Pa)	Class 3 (600Pa)		Class 4 (600Pa)
Water Tightness (Pa)	Class 9A (600Pa)	Class 9A (600Pa)		Class 9A (600Pa)
Wind Loading (Pa)	C3 (1200Pa)	CE2400 (2400Pa)		Class B4 (1600Pa)
Security	PAS 24			PAS 24
PAS 24 Size Limits (mm)	1210 x 910	710 x 1310		710 x 1310
Secured by Design (SBD)	✔			✔
CONFIGURATIONS				
Top Hung Outward	✔			
Side Hung Outward	✔			✔
Fixed Light	✔			✔
Multilight	✔			✔
SASH WEIGHT & SIZE LIMITS				
Maximum Sash Weight*	50 kg	40 kg		40 kg
Maximum Sash Size (mm)	1210 x 1210	710 x 1310		740 x 1240
SYSTEM FEATURES				
System Depth (mm)	70			70
Multipoint Locking	✔			✔
Glazing Options	Internally Beaded			Internally Beaded
Glazing Thickness (mm)	24/28/32			24/28/32

* Hardware dependent

For more information about Epwin Window Systems products visit
www.epwinwindowssystems.co.uk



EpwinTM
window systems

Epwin Window Systems is a manufacturer of PVC-U and aluminium profile systems, supplied to independent manufacturers and installers who contract to install windows, doors and conservatories. Epwin Window Systems cannot be held accountable for manufacture or installation by independent companies. All information in this publication is provided for guidance only and is given in good faith. As it is company policy to continually improve products, methods and materials, changes of specification may be made from time to time without prior notice. This statement does not affect your statutory rights. © Epwin Window Systems. Part of the Epwin Group Plc. EWS18520