

# Em-Glaze Modular Ridgelight



## More daylight, available from stock

The new Em-Glaze range of modular ridgelights offers a perfectly designed solution for maximising natural light.

Em-Glaze has a slimline aluminium framework which delivers outstanding light performance and integrates seamlessly into most construction projects.

Em-Glaze is quick and easy to install using the supplied video guide, and is fully compatible with stock Em-Curb upstands.

Each unit comes with a 10 year guarantee.

### Key features


- 6 standard stocked sizes – next day delivery available.
- Quick and easy install (video available at [www.whitesales.co.uk/emglaze-install](http://www.whitesales.co.uk/emglaze-install))
- New, slimline aluminium design maximises daylight
- Fully bespoke design options – made-to-measure sizes, wide choice of framework RAL colours and blue solar tint
- Fixed or opening ventilation available
- Double and triple-glazed options
- Thermally insulated
- 10 year guarantee

# Glazing

Choosing the correct Em-Glaze


## Double or triple-glazed

### Double glazed



- Good insulation
- Recommended choice
- Good sound insulation
- Low E argon filled
- Toughened specification

### Triple glazed



- Available to order
- Excellent insulation
- Excellent sound insulation
- Low E argon filled
- Special order

## Clear

### Clear Neutral Tint



- Recommended choice
- All stocked units are in clear
- High light transmission
- Neutral solar control coating included
- Self cleaning coating included

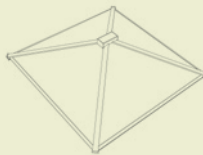
### Clear Blue Tint



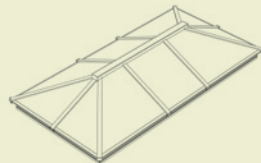
- Available to order
- Maintains high light transmission whilst evenly distributing light to area below
- Self-cleaning coating included

## Shape

### Pyramid



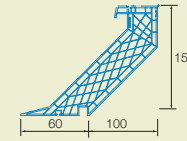
### Trapezoidal



# Upstand

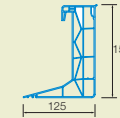
Choosing the correct Em-Curb

## Em-Curb ECO PVCu 150 splayed



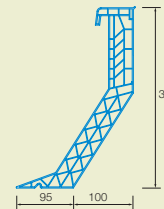
- Economical
- Insulated and thermally broken
- Can accommodate controllable trickle ventilation in side walls
- Pre-finished internally
- Suitable for most flat roof waterproofing systems

## Em-Curb ECO PVCu 150 vertical



- Most popular choice
- Insulated and thermally broken
- Provides a vertical internal finish
- Can accommodate controllable trickle vents
- Pre-finished internally
- Suitable for most flat roof waterproofing systems

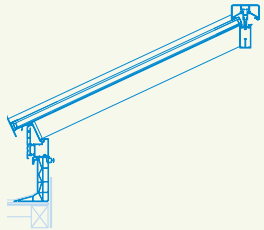
## Em-Curb ECO PVCu 300 splayed



- For use on insulated roofs (up to 150mm insulation)
- Excellent insulation and thermally broken
- Can accommodate controllable trickle or rotating ventilation in side walls
- Suitable for most flat roof waterproofing system

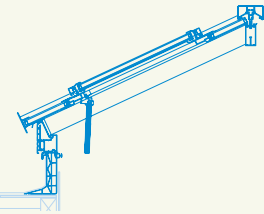
# Ventilation options

## Controllable trickle



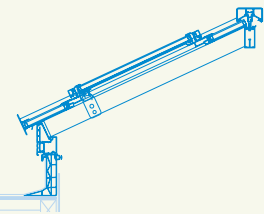
- Factory fitted
- Installed in side wall of upstand or adaptor
- Controllable trickle background ventilation
- Up to 8000mm<sup>2</sup> ventilation area per pair

## Manual opening section



- Manually operated
- Opens up to 300mm
- Proprietary design
- Suitable for small units

## Electric opening section

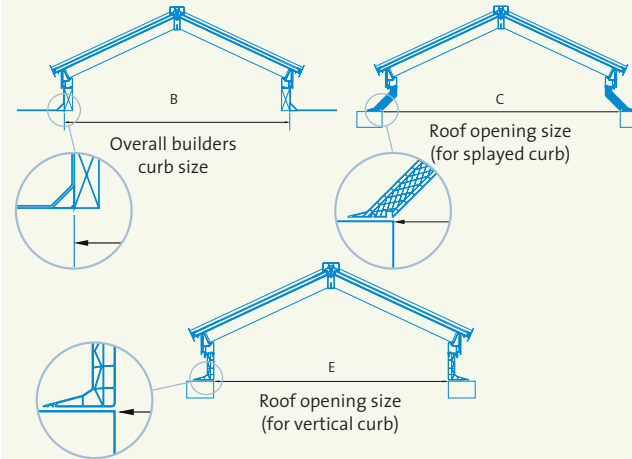


- Electrically operated
- Opens up to 180mm
- Rain sensor option
- Suitable for large and small units

# Availability

Many other sizes available to special order

## Dimensions explained



Recommended Structural Roof Opening size is + 30mm on displayed Dimension C and E

Size Ref No.	Dimension B (mm)	Dimension C (mm)	Dimension E (mm)
EG S9	1100 x 1100	1200 x 1200	1000 x 1000
EG R16	1000 x 1300	1100 x 1400	900 x 1200
EG R17a	1100 x 1600	1200 x 1700	1000 x 1500
EG R19	1100 x 2100	1200 x 2200	1000 x 2000
EG R22	1100 x 2600	1200 x 2700	1000 x 2500
EG R30a	1600 x 3100	1700 x 3200	1500 x 3000

Many other sizes available to special order.

**Limitation on use** Em-Glaze® and related products as described in Whitesales literature are designed for use in normal circumstances on flat roofs up to 15° pitch. For applications in excess of 15° or in unusual circumstances (e.g. extreme temperature or climatic conditions) please refer to Whitesales. Please note that all information supplied is based on our best knowledge and general experience. Because of factors outside our control which can affect installation and use of products, no warranty is given or implied in respect of information provided. A policy of continuous product improvement applies and Whitesales therefore reserve the right to alter specifications without prior notice.

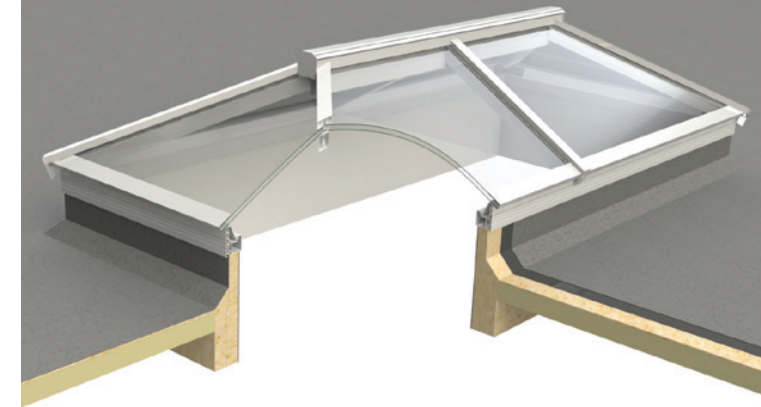
**Condensation** Condensation occurs where warm moist air meets cold surfaces. As warm air rises, the risk of condensation forming at rooflight level is relatively greater than at lower level. The risk can be minimised by specifying double or triple skin Em-Glaze® and Em-Curb insulated upstands. The provision of ventilation may also assist. However, because temperature and humidity levels are clearly beyond our control, no guarantee can be given against the formation of condensation.

**Technical services** Full technical literature is available on request. Advice and technical assistance is always available from Whitesales on the application and specification of Em-Glaze® rooflights and accessories.

**Guarantee** All Em-Glaze® rooflights, when installed on Em-Curbs or T-Curbs and in accordance with manufacturers' instructions, are guaranteed against the effects of defective design, materials or construction for a period of five years from date of supply by Whitesales. All other products (e.g. T-Curbs, ventilation systems and other accessories) are guaranteed for 12 months from date of supply by Whitesales.

# Em-Glaze Modular Ridgelights

Brochure 2015



**em-glaze™**  
modular roidgelight

Call us on 01483 271371 or email sales@whitesales.co.uk for more information

**Whitesales®**  
Rooflights & more...

www.whitesales.co.uk

EGRMB 0815

**Whitesales®**  
Rooflights & more...