



CI/SfB			
	(71.3)	T	

CI/SfB			
	(43)	Tn	

Jaymart

ENTRANCE/FOYER MATTING





Welcome, come on in...

A clean and welcoming environment is essential for the success of any business, so with around 80% of dirt entering your building on the soles of people's shoes, an effective, efficient and attractive entrance matting system is more than just a good first step – it's a necessity.

To this end, at Jaymart, backed by over 40 years of experience and the world's largest collection of specialist mats and matting, we have developed a 4 stage entrance matting system (see overleaf) designed to not only keep your premises looking their very best, but that is itself, easy to clean and low maintenance.

The system can be tailored to your specific needs, taking into account the external environment, the type and volume of foot traffic your premises experience, and even which direction your door faces; and as ever with Jaymart, there are plenty of materials, styles and colours to choose from.

FOR MORE INFORMATION
PLEASE CALL JAYMART ON 01373 864926

Contents

RUBBER ENTRANCE MATTING	4
AquaFlow	8
Bigfoot	5
Broadrib Black	7
Brush-Kleen	5
Channel Mat & Channel Mat Extra	8
Flexi-Brush	6
Matkandu Grey	7
Mission	6
Pathfinder	6
Picador	7

ENTRANCE MATTING AND FOYER CARPETING	9
Apacherib	11
Contract King	10
Flex-Tuft 2012	14
Entrex	16
Ingenius	15
Obex Closed	17
Polyrib	12
Raincheck	13
Soil-Master	13
Superguard	15
Symphony	30
Syncoir	14
Textra	11
Traffic	12
Warcord	16
Zigazaga	10

BARRIER MATTING	18
Absorbamat	24
Apache Adhesive	25
Apache Carpet Lok II	25
Apache Nosing	25
Apachestat	25
Gatekeeper	19
Kum-Kleen	22
Kum-Kleen 2	22
Looper	21
Lustretwist	20
Montage Ecomat	26
Prestige	23
Royale	24
Supertuff	20
Supertwist	21
Warrior	23
Warzone	19

COIR ENTRANCE MATTING	27
Brush-Down	28
Brush-Well	28
Brush-Zone	29
Himalaya	29

LOGO MATS	30
Symphony	30

Our 4 step process to a cleaner environment

- Step 1** The best way to keep your premises clean is to stop dirt from even getting through the front door. Effective exterior matting scrapes clean and wipes dry, leaving the worst dirt and grit outside, and allowing subsequent interior matting to clean even better.
- Step 2** Working in a similar way to exterior matting, this is similarly tough and durable matting that carries on the work to remove the last of the most damaging soil and grit, and continue the drying process.
- Step 3** With the worst of the damp and debris now dealt with, secondary internal matting is a high-specification, high-performance product that finishes the dusting and drying.
- Step 4** The foyer is one of the highest traffic areas in your building so, however effective your entrance matting, easy to clean, highly durable and attractive carpet that always looks its best will help you make a great first impression – every time.



Jaymart are always available to discuss your particular situation, so if you want to enjoy walking in your front door every day, let us walk you through a Jaymart Four Stage entrance matting system.

Rubber Entrance Matting



BIGFOOT




Ripple-ribbed rubber entrance matting. This 20mm thick, all rubber material has a deep wavy corrugated rib design that neatly and effectively scrapes the soles of shoes. Dirt, grit, water etc. are trapped deep below the walking surface. Easy to clean and guaranteed for 5 years.

For use in indoor or outdoor entrances and matwells.

ROLL SIZES: 5m x 120cm

COLOUR: Black



Indoor/outdoor heavy to extra heavy traffic

 Cut lengths available

 Custom sizes available

GAUGE 20mm

BRUSH-KLEEN



Heavy duty, flexi-fingered, rubber Entrance Matting, highly effective at extracting dirt, dust, mud etc. from shoes irrespective of walking direction. The unusual sensation felt whilst walking on Brush-Kleen encourages pedestrians to wipe their feet. Also an effective anti-fatigue standing mat. Freestanding mats incorporate moulded anti-trip bevelled edges to all sides.

THICKNESS: 10mm (Roll only) and 16mm (Mats and rolls)

COLOUR: Black

MAT SIZES: 180cm x 90cm 120cm x 80cm
100cm x 80cm 80cm x 60cm
76cm x 45cm 60cm x 40cm
55cm x 38cm

Edged on all 4 sides. Sizes include edging.

ROLL SIZES: 10m x 1m x 10mm (Not edged)
8m x 1m x 16mm (Not edged)



Indoor/outdoor heavy traffic

 Mats available

 Cut lengths available

 Custom sizes available

GAUGE 10mm and 16mm

FLEXI-BRUSH




Flexi-fingered freestanding rubber scraper entrance matting, particularly recommended for primary trapping of dirt, mud, snow, sand etc. The raised bevelled border edging on all 4 sides forms a matwell of its own, helping to contain and conceal moisture, dirt and dust etc., below the main walking surface.

MAT SIZES: 800 x 600mm 1000 x 800mm
 1525 x 915mm 1830 x 915mm
 Edged on all 4 sides. Sizes include edging.


COLOUR: Black

Indoor/outdoor heavy traffic

 Mats only

 GAUGE 16mm

PATHFINDER





Fine-ribbed rubber entrance matting. A fine ribbed matting particularly useful in areas where wheeled traffic is the norm. e.g. supermarket trolleys, wheelchairs etc. Pathfinder has many other applications including revolving door matwells.


ROLL SIZES: 6m x 1.2m 6m x 1.35m

COLOUR: Black


Indoor/outdoor heavy traffic

 Cut lengths available

 Custom sizes available

 GAUGE 12mm

MISSION



Great for outside entrances, the TireTuff Mission is extra rugged and hard working. Molded parquet rib design acts as scrapers to remove heavy dirt and soil from shoes and provides an excellent anti-slip surface. Durable recycled rubber construction. Extra heavy base keeps mat in place. Easy to clean, just shake or hose off! Deep raised border holds water and dirt in the mat and off the floor.

MAT SIZES: 60cm x 90cm 90cm x 150cm
 120cm x 180cm


Edged on all 4 sides. Sizes include edging.

COLOUR: Black

Indoor/outdoor heavy traffic

 Mats only

 Recycled

 GAUGE 9.5mm

MATKANDU GREY




Broad-ribbed rubber entrance matting. This extremely hardwearing entrance matting will give years of service in heavy traffic internal entrance areas, e.g. Supermarkets, amusement arcades, public buildings, banks, leisure areas, factories etc. Its broad-ribbed surfacing scrapes and traps dirt effectively. Very easy to keep clean. Can also be used for other purposes, e.g. standing matting, leisure areas, weight training areas and horseboxes.

THICKNESS: 12mm - Other thicknesses available. Please contact our sales dept for details.

ROLL SIZES: 6m x 1m 6m x 1.2m

COLOUR: Grey


Indoor heavy to extra heavy traffic

 Cut lengths available

 Custom sizes available

 GAUGE 12mm

BROADRIB BLACK




THICKNESS: 10mm and 12mm


ROLL SIZE: 5m x 1.2m

COLOURS: Black

Indoor heavy to extra heavy traffic

 Cut lengths available

 Custom sizes available

 GAUGE 10mm and 12mm

PICADOR



Extra heavy duty rubber ring link matting. This indoor/outdoor all rubber mat is not only ideal for matwell areas but also for wet areas where a drainage facility is vital, e.g. ships, oil rigs, breweries, factories, etc. Spillages of dirt, mud, sand, grit, water and oil are kept below the main slip resistant surface of the matting. Large floor areas can be simply covered using a series of mats joined with special connector clips.

MAT SIZES:


Oil Resistant 1.5m x 1m
 Standard 1.5m x 1m 1m x 0.75m 1m x 0.5m
 0.75m x 0.5m 0.6m x 0.4m

Closed construction 0.6m x 0.4m

COLOUR: Black


Ad-Mat brush infills available in Blue, Black, Green, Grey, Red and Yellow to enable lettering to be created.

Indoor/outdoor extra heavy traffic

 Linking mats only

 GAUGE 23mm

CHANNEL MAT & CHANNEL MAT EXTRA



Broad-ribbed rubber entrance matting. Very effective heavy duty matting with broad ribs to scrape shoes clean and keep dirt and moisture below the main walking surface. Excellent wear resistance. Easy to clean. Channel Mat Extra has broad ribs on both sides.

THICKNESS: 9.5mm and 12.7mm

MAT SIZES: 1821mm x 908mm

COLOUR: Black




Indoor/outdoor heavy traffic

 Mats only

GAUGE 9.5mm and 12.7mm

NEW - AQUAFLOW



AquaFlow offers outstanding cleaning and anti-slip performance in difficult outdoor high traffic entrance areas.

Dual wiper blade and nib construction provide maximum shoe-scraping performance, while the open construction format provides the ultimate flow-through drainage mat, keeping moisture away from the walking area.

Cleaning is a breeze just shake down or hose-off.

Made from 60% recycled rubber materials otherwise destined for landfill.

Ideal for use in any exterior situation high-traffic entrance areas where an extra level of defense is required against incoming snow, rain and mud!

THICKNESS: 12.7mm

MAT SIZES: 99cm x 81cm 150cm x 91cm
Edged on all 4 sides. Sizes include edging.

COLOUR: Black

Indoor/outdoor heavy traffic

 Mats only

 60% Recycled

GAUGE 12.7mm

Entrance Matting and Foyer Carpeting



CONTRACT KING



Contract King is a unique heavyweight dense fibre-bonded polypropylene entrance matting/commercial carpeting, engineered to withstand the most extreme traffic conditions. Its ingenious construction is not only incredibly efficient at removing dirt and moisture from shoes but also gives exceptional dirt and moisture retention.

Contract King offers remarkable resistance against stiletto heels, spiked and studded footwear, as well as trolleys, castors, etc.

Please also see Street-King and Buffer-Zone ranges of prestigious aluminium matting systems in our separate catalogue.

ROLL SIZE: 15m - 25m long x 2m wide

COLOURS: Anthracite, Royal Blue, Emerald Green, Grey, Brown, Beige, Red, Olive Green, Black, and Purple.



Indoor/outdoor extra heavy traffic

Cut lengths available

Custom sizes available

GAUGE 13mm



ZIGAZAGA



Zigazaga is a super heavy duty 100% polypropylene needle felt chevron ribbed, waffle backed entrance matting/foyer carpeting. Its attractive multi-directional ribbing traps dirt, dust and moisture, whatever the direction of traffic. Zigazaga offers a similar high specification to our Polyrib, with the same pile weight, at a considerable price advantage. Easily cut to size without fraying.

In addition to its traditional use as an attractive entrance/foyer matting, Zigazaga is also popular for use as carpeting for offices, public houses, leisure centres, corridors, etc. Also suitable for use in sheltered outdoor areas.

Please also see Zigazaga featured in our Alligator range of prestigious aluminium matting systems in our separate catalogue.

ROLL SIZES: 25m approx x 1m or 2m wide

COLOURS: Raw Umber, Ginger Orange, Burnt Brick, Honey Yellow, Ancient Red, Forest Green, Night Shadow, Raw Jeans, and Gobelin Grey




Indoor/outdoor heavy traffic

Cut lengths available

Custom sizes available

GAUGE 10mm



TEXTRA



Textra is a super heavy duty 100% polypropylene needle felt, mini-diamond, waffle backed entrance matting/foyer carpeting. Its attractive multi-directional ribbing traps dirt, dust and moisture, whatever the direction of traffic. Textra offers a similar high specification to our Polyrib and Zigazaga, but is offered with an extended range of 18 colours. Easily cut to size without fraying.

As with Zigazaga, in addition to its traditional use as an attractive entrance/foyer matting, Textra is also popular for use as carpeting for offices, public houses, leisure centres, corridors, etc. Also suitable for use in sheltered outdoor areas.

Please also see Textra featured in our Alligator and Grime ranges of prestigious aluminium matting systems in our separate catalogue.

ROLL SIZE: 25m approx x 2m wide

COLOURS: Silver Pine, Bouquet Green, Forest Green, Night Shadow, Raw Jeans, Forest Night, Gobelin Grey, Bamboo, Almond Beige, Honey Yellow, Raw Umber, Ginger Orange, Burnt Brick, Ancient Red, Mahogany Brown and Charcoal Black.



Indoor/outdoor heavy traffic

Cut lengths available

Custom sizes available

GAUGE 10mm



APACHERIB



Apacherib is a deluxe, quality 100% ribbed polypropylene, heavy duty barrier entrance mat/ matting with a vinyl backing. Designed to enhance the appearance and improve safety of indoor entrances, its ribbed construction traps dirt, dust and moisture substantially reducing the costs associated with floor maintenance of foyers and hallways of shops, offices, public buildings, hotels, hospitals, banks, leisure centres, restaurants, etc.

Rolls incorporate anti-trip edging to 2 sides, mats have anti-trip edging to all 4 sides.

MAT SIZES: 90cm x 60cm 120cm x 90cm
150cm x 90cm 180cm x 120cm
240cm x 120cm 300cm x 90cm

Edged on all 4 sides. Sizes include edging.

ROLL SIZES: 18.3m long x 90cm, 120cm or 183cm wide

Edged on 2 sides. Sizes include edging.

COLOURS: Pepper, Williamsbury Blue, Cocoa Brown, Solid Grey, Russet Red, Moss Green and Camel

Indoor heavy traffic


Cut lengths available

Mats available

GAUGE 9.5mm



POLYRIB



Polyrib is the traditional heavy duty ribbed polypropylene/waffle backed entrance matting. It is suitable for use indoors and outdoor covered areas. Also very popular as carpeting in foyers, offices, shops, corridors, etc. Polyrib is extremely hard wearing and effective at trapping dirt, dust and moisture which would otherwise be walked into a building. Easily cut to size without fraying. Please also see Polyrib featured in our Grime-Stopper range of prestigious aluminium matting systems in our separate catalogue.

ROLL SIZES: 21m approx long x 1m or 2m wide

COLOURS: Steel Blue (36), Anthracite (07), Lever (19), Brown/White (12), Blue/Grey (35), Turquoise (42), Silver/Grey (51), Forest Green (29), Plain Burgundy (61), Safari (68), Red (41), Forest (76), Royal Blue (34), Jeans Blue (39).

Indoor/outdoor heavy to extra heavy traffic




Cut lengths available



Custom sizes available

GAUGE 9mm



TRAFFIC



Traffic is a brilliant polypropylene dirt-zone barrier carpeting/matting with thousands of unique patented built-in blue scraper coils for maximum soil and grit removal. No other known entrance carpeting solves the shoeborne dirt and moisture absorbency so effectively, nor so decoratively or so economically. Traffic's unique construction offers superior appearance retention, enhanced durability and substantial savings in cleaning costs, considerably prolonging the working life and good looks of those internal floorcoverings. Traffic is ideal for close fitting in entrance foyers, hallways or corridors or installation in matwells.

ROLL SIZE: 20m approx long x 2m wide

COLOURS: Anthracite, Grey, Red & Green (All with blue scraper coils)

For that prestigious entrance, Traffic can also be incorporated into Grime-Traffic Marshall aluminium matting systems. See separate catalogue for details

Indoor extra heavy traffic




Cut lengths available



Custom sizes available

GAUGE 10 mm



RAINCHECK



Raincheck is a super heavy contract quality, extra absorbent, deep nylon brush-on-vinyl backing, clean zone barrier matting/foyer carpeting. Specially manufactured for heavily trafficked areas, Raincheck combines maximum moisture absorbency with superior dirt containment. Rolls have anti-trip edges to 2 sides. Logo mats can be created using the colours listed below.

For that extra prestigious entrance Raincheck can also be incorporated into aluminium channel sections. See separate catalogue for details.

MAT SIZES: 90cm x 60cm 150cm x 90cm
200cm x 130cm

Mats have anti-trip edges to all 4 sides. Sizes include edging.

ROLL SIZE: 25m long approx x 2m wide
Edged on 2 sides. Sizes include edging.

COLOURS: Milk Chocolate Brown, Honey, Terracotta, Burgundy, Hunter Green, Navy Blue, Solid Black, Charcoal and Silver Grey

Indoor entrances and foyers



Mats available



Cut lengths available




Custom sizes available

GAUGE 8.5mm



SOIL-MASTER



Soil-Master 100% Cushion Vinyl Loop Mattings are specially designed for maximum soil and dust removal. The ingenious flexible vinyl loop construction not only scrapes dirt and moisture from shoes, but also traps it beneath the matting's walking surface, thus preventing it from being re-tracked onto expensive internal floorcoverings. The walking surface of Soil-Master cushion vinyl matting remains clean, effective and in excellent decorative condition even when tackling double the dirt, dust and grit of some other mattings.

THICKNESS: 10mm - MT
MAT SIZES: 90cm x 60cm 120cm x 90cm
150cm x 90cm

Edged on all 4 sides. Sizes include edging.

ROLL SIZES: 12m x 90cm or 120cm wide
Edged on 2 sides. Sizes include edging.
(Backed, for matwells or looselay).

THICKNESS: 14mm - UB
ROLL SIZE: 6m x 120cm wide
(unbacked, for matwells)

THICKNESS: 16mm - VB
ROLL SIZE: 6m x 120cm wide
(Backed, for matwells)

COLOURS FOR ALL TYPES: Black, Grey, Brown, Green, Red, Blue and Yellow

Indoor/outdoor heavy traffic



Mats available



Cut lengths available



Custom sizes available


GAUGE 10mm
14mm and
16mm



FLEX-TUFT 2010



Flex-Tuft is an environmentally friendly, super quality, extra heavy duty slip resistant brushed super absorbent nylon-on-rubber indoor/outdoor flooring/carpeting. Highly effective, Flex-Tuft will remove up to 90% of dirt and grit if a 2.5m walk in depth is allowed by specifiers. Flex-Tuft is manufactured from recycled fibre rubber bus and truck tyre lining, cut on edge and buffed to a chenille finish, then reinforced by a tough nylon scrim and bonded to a top quality vulcanised rubber backing.



Flex-Tuft is ideal for outdoor as well as indoor use, although not suitable for areas that are consistently wet. Possible installations include: Golf clubs, Airports, Hotels, Public Buildings, Shopping Centres, Car Showrooms, Football/Cricket/Rugby/Athletics Clubs, Stadia, Exhibition Centres, etc. Rolls are designed for use on staircases and should not be used for floor areas. Tiles should be laid in chequerboard fashion and fully bonded.

TILE SIZE: 304mm x 304mm

ROLL SIZE: 304mm x 7.62m long

COLOUR: Tweed

Indoor/outdoor heavy to extra heavy traffic

 Complete rolls only

 Tiles

 Recycled

 GAUGE 10mm



Tweed

SYNCOIR



Syncoir is a high quality heavy duty 100% polypropylene synthetic coir needlepunch brush fibre entrance matting, ideal for matwells and foyer/reception areas. Exceptionally effective at trapping dirt, dust and moisture, Syncoir is colourfast, latex backed so easy to cut to size without fraying or shedding and is suitable for both indoor and outdoor use.


ROLL SIZES: 21m approx long x 1m or 2m wide

COLOUR: Tan only

Indoor/outdoor synthetic coir matting

 Cut lengths available

 Custom sizes available

 GAUGE 12.5 mm

SUPERGUARD



Superguard has been specifically designed to combine 100% polyamide velour brush pile barrier zone carpeting with special built-in "magic" monofil nylon scrapers and flame-retardant latex waffle backing. Superguard also offers remarkable crush compression resistance.

It's super extra heavy duty quality provides hard wearing prestigious and practical protection to commercial premises against damaging and unsightly shoeborne dirt, grit, soil, moisture etc., in entrances, circulation zones, foyers, reception areas, lobbies, corridors, areas between kitchens and restaurants, in lifts, cloakrooms etc.

MAT SIZES: 90cm x 60cm 120cm x 90cm
150cm x 90cm 180cm x 135cm
240cm x 135cm 300cm x 135cm

Edged on all 4 sides. Sizes include edging.


ROLL SIZE: 25m approx x 2m wide


COLOURS: Black Graphite, Brown Graphite, Green Graphite, Red Graphite and Blue Graphite

Indoor heavy traffic


 Mats available

 Cut lengths available

 GAUGE 10mm



INGENIUS



Super effective extra heavy duty indoor/outdoor polypropylene brush rubber backed entrance matting and foyer carpeting. Ingenius will not absorb moisture, retaining its incredibly efficient dirt removal properties even when wet. Moisture removed is trapped below the walking surface of the mat, preventing ingress tracking.

Ingenius, unlike coir matting, is colourfast. This makes Ingenius an ideal material choice for logo mats. For prestigious entrances, Ingenius can also be incorporated into aluminium channel sections. See separate catalogue for details.

THICKNESS: 10mm

ROLL SIZE: 15m - 20m approx x 2m

COLOURS: Tan, Black, Blue, Red, Green, Grey, Slate, Brown and Yellow

THICKNESS: 15mm


ROLL SIZE: 15m - 20m approx x 2m


COLOURS: Tan and Black

Indoor/outdoor heavy traffic

 Cut lengths available

 Mats available

 GAUGE 10mm and 15mm



WARCORD



Warcord is a multi-purpose, micro-ribbed, 100% polypropylene carpeting with waffle back. Originally designed as an extra economical barrier carpeting for entrances, foyers and reception areas, preventing shoeborne moisture, dirt, dust, grit, etc., from invading and soiling essential internal "clean" areas, it is also enjoying proven popularity as a versatile, hard wearing, and colourful decorative contract carpeting for schools, offices, shops, public buildings, hotels, leisure centres, libraries, doctor's practices, etc., as well as residential. Waffle backing enables cutting to special sizes and shapes without fraying.

Warcord can also be incorporated into our prestigious aluminium matting systems. Please see our separate catalogue for Alligator and Grime Warcord.

ROLL SIZES: 25m - 32m approx x 2m

COLOURS: Grape (81-Purple Red), Earth (89-Brown), Scarlet (84), Red Earth (06), Lawn Green (22), Majolica (04-Blue-Green), Deep Blue (83), Shadow (69-Light Grey), Anthracite (50) and Beige(61).

Indoor medium to heavy traffic



Cut lengths available

GAUGE 7mm



ENTREX



Entrex is manufactured using a specially developed polyethylene formula for excellent performance and durability. Available in 2 formats, in interlocking open-grid tiles, quick and easy to install with a minimum of wastage. For external use the Entrex Spike has closely moulded spikes which ensure the highest scraping effect on the soles of the shoes; efficiently keeping dirt and grime underneath the tiles, out of sight. The spike design ensures that minimal dirt remains on the surface of the matting, optimising effectiveness.

With the addition of 100% polyamide high performance barrier carpeting inserts, Entrex Carpet offers a complete solution as a scrape and dry matting system for interior use. The carpet inserts absorb moisture from shoe soles, whilst the spikes scrape off dirt and other debris.

Entrex Carpet is fully interchangeable with Entrex Spike, which allows virtually any combination of dirt and moisture control. Entrex is ideally installed into a recessed matwell frame but ramped edges and corners are available for surface mounting if necessary.

TILE SIZE: Tiles 200mm x 200mm x 22mm thick
Ramped Edges & Corners 60mm wide x 22mm thick

COLOURS: Base colours are Grey, Green, & Burgundy. Entrex Carpet incorporates Grey, Green & Burgundy polyamide carpeting.



Medium to heavy traffic



Tiles

GAUGE 22mm

OBEX CLOSED



Obex Closed, PRIOR and FORMA, is high tech, heavy-duty entrance matting that looks great and works beautifully. The modular, interlocking tiles are highly flexible, extremely stable but low maintenance, and form an exceptionally effective internal/external barrier matting system that removes shoe-borne dirt long before it gets into your building. Effective, good-looking, durable, flexible and low-maintenance: Obex Closed really is uncompromising entrance matting.

Obex Closed PRIOR

Obex PRIOR interlocking, UV resistant, PVC tiles are extremely durable, very flexible and moulded to maximise their cleaning effect. This durability, combined with enviable performance levels, make Obex PRIOR perfect for heavy traffic, industrial or commercial situations.

100% PVC

THICKNESS: Super heavy duty 16mm thickness

MANUFACTURED IN INTERLOCKING TILES: 195mm x 195mm x 16mm, (supplied in sheets of 6 tiles (0.228m²))

COLOURS: Graphite or Aluminium

Obex Closed FORMA

Offering all the performance and durability of Obex PRIOR, Obex FORMA also incorporates Mono and Multifilament Polyamide 6.6 barrier carpeting inserts to offer a complete, scrape and dry matting solution. Fully interchangeable, Obex PRIOR and Obex FORMA can together create a tailored entrance matting system offering virtually any level of cleaning and moisture control.

100% PVC WITH POLYAMIDE CARPET INSERTS

THICKNESS: Super heavy duty 16mm thickness

MANUFACTURED IN INTERLOCKING TILES: 195mm x 195mm x 16mm, (supplied in sheets of 6 tiles (0.228m²))


COLOURS: Base colours Graphite or Aluminium
Carpet insert colours: Ash, Ammonite, Lagoon, Twilight, Sand, Volcano, Bark and Fern

Modular heavy duty entrance matting




Tiles

GAUGE 16mm



Graphite



Aluminium



Ash



Ammonite



Lagoon



Twilight



Sand



Volcano



Bark



Fern

N.B. An 11mm thickness is also available in both Closed Prior and Closed Forma.

FRONTRUNNER ENTRANCE FLOORING SYSTEM BY PLASTEX



ALSO AVAILABLE, PLEASE SEE OUR WEBSITE FOR FURTHER DETAILS.

<http://jaymart.co.uk/fronrunner.php>

Barrier Matting



GATEKEEPER



Gatekeeper is an extra heavy duty top of the range parquet design ribbed olefin carpet-on-rubber free-standing clean zone barrier mat with maxi-trap raised bevelled edges, for maximum retention of dirt and moisture. Gatekeeper's excellent scraper ribbing, and super absorbent olefin yarn (dries 3 times faster than nylon!) makes it one of the most effective barrier mats on the market, trapping up to 9 litres of water per square metre. Gatekeeper suffers minimum movement in use, even under heavy trolley traffic due to its built-in anti-creep rubber cleats on its underside.

Gatekeeper is also colourfast, stain resistant, flame retardant and easy to clean. All mats have the benefit of bevelled anti-trip edging to all 4 sides. N.B. Do not confuse this super heavy duty product with other inferior domestic quality look-a-likes available on the market.

Recommended areas of installation include: - Supermarkets, DIY superstores, hospital, medical centres, factories, warehouses, schools, universities, hotels, public houses, restaurants, shops, public buildings, offices, sport centres, theatres etc.

MAT SIZES: 90cm x 60cm 120cm x 90cm
 150cm x 90cm 180cm x 120cm
 300cm x 90cm 300cm x 120cm
 600cm x 180cm

Edged on all 4 sides. Sizes include edging.

COLOURS: Hunter Green, Charcoal Black, Navy Blue, Burgundy, Sable, Mottled Teal, Autumn Green, Red/Black, Fall Tweed & Light Grey

Indoor/outdoor extra heavy traffic

 Mats only

GAUGE 10mm



WARZONE



Warzone is an all purpose range of olefin-on-vinyl barrier mats and matting. A more economical version of Supertuff but with similar performance. Warzone absorbs and holds more water and dries three times faster than even quick drying piled nylon mats. Its colours are solution dyed too, so they keep their superb appearance longer, even when exposed to ultra violet, sunshine, etc. Stain resistant and easy to clean: Just vacuum, sweep or hose. All mats have anti-trip safety edging on all 4 sides. Rolls have safety edging on 2 sides.

MAT SIZES: 90cm x 60cm 120cm x 90cm
 150cm x 90cm 180cm x 120cm
 240cm x 120cm

Edged on all 4 sides. Sizes include edging.

ROLL SIZES: 18m x 90cm or 180cm wide
 Edged on 2 sides. Sizes include edging.


COLOURS: Beige, Blue, Charcoal, Walnut, Lavender Grey, Ocean Blue, Mottled Teal and Red/Black Tweed

Indoor/outdoor medium to heavy traffic

 Cut lengths available

 Mats available

GAUGE 7mm



SUPERTUFF



Extra heavy duty olefin-on-vinyl matting. Supertuff is a prestigious heavyweight 100% continuous filament olefin fibre matting. The market's top seller! Supertuff absorbs and holds more and dries three times faster than nylon surfaced mats, trapping 95% trafficked dust, wet, etc. Stain and weather resistant. Excellent colour retention. Supertuff meets U.S flammability test standard DOC FF 1-70. All mats have anti-trip safety edging on all 4 sides. Rolls have safety edging on 2 sides.

MAT SIZES: 90cm x 60cm 120cm x 90cm
150cm x 90cm 180cm x 120cm
240cm x 120cm 300cm x 90cm

Edged on all 4 sides. Sizes include edging.

ROLL SIZES: 18m x 90, 120 or 180cm wide
Edged on 2 sides. Sizes include edging.

COLOURS: Walnut, Beige, Charcoal, Hunter Green, Blue, Solid Black, Solid Burgundy, Red/Black, Solid Blue, Solid Grey and Solid Navy

Indoor/outdoor heavy traffic

Cut lengths available

Mats available

GAUGE 8mm



LUSTRETWIST



Lustretwist is a unique heavy duty nylon-on-vinyl barrier matting, a sister product to Warrior II but with a vinyl backing and in mat and roll format. It's 2-ply heat set continuous filament nylon provides an attractive moisture and dirt trapping barrier carpeting, ideal for heavily trafficked locations in foyers, entrance areas, hallways and reception areas of public and commercial buildings. Mats have anti-trip 25mm edges to all 4 sides, Rolls have anti-trip edges to 2 sides.

Custom logo and lettered mats can be incorporated into Lustretwist mats and rolls. For extra prestigious installation Lustretwist can be incorporated into Grime InterClean aluminium matting (see separate catalogue for details).

MAT SIZES: 75cm x 45cm 90cm x 60cm
120cm x 90cm 150cm x 90cm
180cm x 120cm 240cm x 120cm

Edged on all 4 sides. Sizes include edging.

ROLL SIZES: 18m x 90cm, 120cm or 180cm wide
Edged on 2 sides. Sizes include edging.


COLOURS: Charcoal Grey, Charcoal Black, Royal Blue, Indigo Blue, Bright Red, Black, Kelly Green, Dove Grey, Burgundy, Green/Black, Walnut and Slate

Indoor heavy traffic

Cut lengths available

Mats available

GAUGE 8mm



LOOPER



Newly re-engineered for enhanced performance the looper is a rugged fortified vinyl coated nylon loop pile-on-vinyl indoor/outdoor matting. It holds up under the most demanding of conditions, effectively removing dirt and trapping it beneath the mat surface. Easy to clean, just hose off. Designed to cope with problem external areas. Mats have anti-trip edging to all 4 sides, rolls to 2 sides only.

MAT SIZES 90cm x 60cm 120cm x 90cm
150cm x 90cm 180cm x 120cm

Edged on all 4 sides. Sizes include edging.

ROLL SIZES: 18.3m x 90cm or 120cm
Edged on 2 sides. Sizes include edging.


COLOURS: Solid Grey, Solid Red, Solid Brown, Beige Tweed, Kelly Green, Solid Blue, Red/Black Tweed and Camel

Indoor/outdoor heavy traffic

Cut lengths available

Mats available

GAUGE 8mm



SUPERTWIST



Supertwist is a superior heavy duty polyamide-on-vinyl barrier matting, available in mat and roll format. Its polyamide pile provides an attractive moisture and dirt trapping barrier carpeting, ideal for heavily trafficked locations in foyers, entrance areas, hallways and reception areas of public and commercial buildings. Mats have anti-trip 25mm edges to all 4 sides, Rolls have anti-trip edges to 2 sides. Machine washable at 30°C.

N.B. Supertwist is also available as Track-King with an 8mm Black PVC Foam Backing for use in matwells. Please contact our sales team for further information regarding pricing and availability.

Custom logo and lettered mats can be incorporated into Supertwist mats and rolls. For that extra prestigious installation Supertwist can be incorporated into Grime InterClean aluminium matting and Track-King into Interceptor and Buffer-Zone BZ4 entrance matting (see separate catalogue for details).

MAT SIZES: 90cm x 60cm 120cm x 90cm
150cm x 90cm 180cm x 120cm

Edged on all 4 sides. Sizes include edging.

MAT COLOURS: Black (00), Charcoal (105), Grey (03), Bright Red (02), Orange (107), Bright Yellow (08), Bright Blue (13), Dark Blue (14), Turquoise Green (10), Wheat (01), Brown (05), Burgundy (15)

ROLL SIZE: 25m approx. x 120cm
Edged on 2 sides. Sizes include edging.


ROLL COLOURS: Rolls available in Black (00), Grey (03), Charcoal (105), Dark Blue (14) and Brown (05)
Other colours available to special order.

Indoor heavy traffic

Cut lengths available

Mats available

GAUGE 9mm



KUM-KLEEN




Kum-Kleen is our long established, proven clean-zone carpet-on-vinyl barrier matting. Available in a wide range of sizes and colours, it gives excellent value for money and stops dust, dirt and water in its tracks. In fact, Kum-Kleen is capable of absorbing 5 litres of water per square metre. This moisture trapping capability makes this matting essential in areas where water could cause slip hazards. Mats have anti-trip edging to all 4 sides, rolls to 2 sides only.

MAT SIZES: 60cm x 40cm 70cm x 40cm
90cm x 60cm 120cm x 90cm
150cm x 90cm 180cm x 120cm
240cm x 120cm

Edged on all 4 sides. Sizes include edging.

ROLL SIZES: 15m long x 90cm or 120cm wide
Edged on 2 sides. Sizes include edging.

COLOURS: Mottled: Black/White, Brown/Black, Red/Black, Blue/Black, Beige/White, Green/Dark Green, Blue (037), Grey (005), Green (015) and Heather (014)
Striped: Black/White, Brown/Black, Red/Black/Red, Blue/Black/Red, Red/Fawn.



Indoor heavy traffic




Cut lengths available



Mats available

GAUGE 7mm



KUM-KLEEN 2



KUM-KLEEN 2 is an upgraded version of the original type above but having a higher specification. The barrier carpeting is a solution dyed high twist bi-colour nylon fibre, which is attached to a long lasting rubber backing. The mat can be machine washed at 40°C. Mats have anti-trip edging to all 4 sides

MAT SIZES: 85cm x 60cm 120cm x 85cm
150cm x 85cm 180cm x 115cm
240cm x 115cm

Edged on all 4 sides. Sizes include edging.

Special sizes can be manufactured up to 8m x 1.5m or 6m x 2m.

COLOURS: New Black/White, New Charcoal/Grey, New Black/Grey, New Blue, New Blue/Black, New Red/Black, New Green Mottle, New Brown/Black, New Black/Mink



Indoor heavy traffic



Mats only

GAUGE 7mm



WARRIOR



Heavyweight, machine washable, nylon-on-rubber Warrior mats keep shops, offices, public buildings etc. cleaner. Wear and tear on carpets and floors is also substantially reduced. Buildings are made safer too, because Warrior mats trap so much of the dirt, dust and wet that can cause slips and falls.

Warrior mats have extra tough nitrile rubber backing and edging unlike most conventionally purchased dirt control mats, which have vinyl backing and edging. Its 100% nitrile rubber backing gives Warrior mats the following advantages:

Warrior mats are hard wearing – the edges are far stronger and less prone to nicks, cuts and tears. They are machine washable. Their tougher construction makes the mats keep their superb appearance, wash after wash. They are also easily cleaned by vacuum hose or machined wash at 40°C and they stay put better and more safely.

Warrior mats have a unique heat set high-twist two-ply heavyweight continuous filament nylon pile, which gives longer lasting appearance retention as well as requiring less maintenance. The dirt just sifts down into the pile, and leaves the surface looking good.

Warrior mats are recommended for indoor or sheltered heavy traffic commercial and industrial corridors, hallways, offices, factories, etc. Gripper backed to minimise movement. Mats have anti-trip edges to all 4 sides.

MAT SIZES: 89cm x 60cm 120cm x 78cm
120cm x 89cm 147cm x 89cm
175cm x 114cm 240cm x 114cm

Edged on all 4 sides. Sizes include edging.

COLOURS: Warrior II Colours: Charcoal Grey, Charcoal Black, Royal Blue, Indigo Blue, Bright Red, Burgundy, Kelly Green, Regal Red, Dove Grey, Black, Slate & Walnut
Warrior III Colours: Black/Pepper, Black/Slate, Red/Black, Walnut Gold & Dark Blue

N.B. Please check with our sales office for current stock availability.

Indoor heavy traffic



Mats only

GAUGE 7mm



PRESTIGE



A grand entrance mat with fashion appeal, the Prestige offers style and striking performance. Multi-level olefin construction effectively removes and traps dirt and moisture. Two-tone heavyweight loop carpet maintains a clean appearance even after extended use. Comes in 5 new fashion colours. 100% Olefin fibres are stain and fade resistant. Slip resistant vinyl backing. Ideal for indoor entrances, lobbies or hallways.

MAT SIZES: 90cm x 60cm 150cm x 90cm
180cm x 120cm

Edged on all 4 sides. Sizes include edging.

COLOURS: Chocolate, Emerald, Granite, Ruby Red, and Sapphire

Indoor heavy traffic



Mats only

GAUGE 7mm



ABSORBAMAT




Top quality extra heavy duty studded polypropylene-on-rubber mats with raised moulded anti-trip water dam bevelled edges for moisture containment. Traps up to 9 litres of water per square metre. Reinforced rubber raised square profile to prevent pile from crushing, improving wear life. Gripper backed to minimise movement. Ideal for heavy traffic indoor entrance areas.

MAT SIZES: 90cm x 60cm 120cm x 90cm
 150cm x 90cm 180cm x 120cm
 300cm x 90cm 300cm x 120cm
 300cm x 180cm

Edged on all 4 sides. Sizes include edging.

COLOURS: Camel, Blue, Grey, Hunter Green, Charcoal Black, Red/Black, Burgundy, Walnut & Green



Indoor heavy traffic

Mats only

GAUGE 9mm



ROYALE Indoor heavy traffic




The latest in commercial mat technology, the TireTuff Royale is heavyweight matting designed for busy traffic areas. The moulded recycled rubber backing provides strength and durability while the crush-resistant carpet surface effectively removes debris and moisture. Dual fibre needlepunch carpet dries quickly and resists staining and fading. Bi-level surface scrapes debris from shoes. Attractive double border design traps debris and moisture in the mat and off the floor. Heavyweight recycled rubber backing minimizes movement on carpet and hard floor surfaces.

MAT SIZES: 90cm x 60cm 150cm x 90cm
 180cm x 120cm

Edged on all 4 sides. Sizes include edging.

COLOURS: Indigo Blue, Onyx, Pine Green, Red/Black, Slate Grey and Walnut



Indoor heavy traffic

Mats only

GAUGE 7mm



95% Recycled

Royale is made using recycled plastic bottles for the carpet and car tyres for the backing.

With each 1.5m² of Royale matting made, one scrap tyre and thirteen plastic bottles are saved from entering landfills.



APACHESTAT



Apachestat is designed to dissipate static charges and prevent static build-up on people who walk on it, whilst significantly reducing the ingress of dirt, dust and grit. Combining an extra hardwearing heavy duty continuous filament two-ply Lustretwist nylon yarn (heat set with a high twist) surfacing, bonded to a dissipative vinyl backing, Apachestat meets I.B.M. recommendations for electrical resistance of floorcoverings in computer rooms when grounded (10⁸ - 10⁹ ohms) and meets US Flammability (Pill) Test Standard DOC FF1=70. Apachestat does not require ground wires, is easy to cut to shape as required and is also easy to clean.

Highly recommended for all interiors where electronic equipment systems are in use or static control is a problem, e.g. offices, computer rooms, entrances, corridors, aisles, gangways etc.

MAT SIZES: 90cm x 60cm 120cm x 90cm
 150cm x 90cm 180cm x 120cm
 240cm x 120cm 300cm x 120cm
 600cm x 90cm 600cm x 120cm

Edged on all 4 sides. Sizes include edging.

ROLL SIZES: 18m x 90cm or 120cm wide
 Edged on 2 sides. Sizes include edging.

COLOURS: Charcoal Grey, Walnut and Regal Red

N.B. Please check with our sales office for current stock availability.

Indoor static dissipating

Cut Lengths available

Mats available

GAUGE 8mm



APACHE NOSING



Bevelled anti-trip edging. 25mm bevelled edge plus 35mm flange for adhering to back of vinyl backed barrier carpeting matting. See Apache Adhesive below.

ROLL SIZE: 15.24m



APACHE CARPET LOK II



Anti-Creep backing strip. Self adhesive. For vinyl backed loose-lay mats.

ROLL SIZE: 25mm wide x 45.7m long



APACHE ADHESIVE

For bonding Apache Nosing

TIN SIZE: 1 Litre



NEW - MONTAGE ECOMAT

Jaymart introduce a new made-to-measure high-performance commercial quality entrance mat. Offering enhanced long wearing performance and durability, while being extremely environmentally friendly (made from 88% recycled materials.)

Ideal for use in interior or exterior high-traffic areas, in hotels, hospitals, schools, office buildings, restaurants etc.

Abrasive scraping surface - featuring a specially developed needlepunch carpet with extra coarse fibres and surface coating.

Incredibly absorbent - holding 7 litres of water per square metre, keeping moisture, dirt and dust from entering the building.

Unique surface coating - provides extra safety traction during wet weather.

Crush resistant durable scraping surface - moulded to a rugged recycled rubber base

Multi-directional rib pattern and extra deep channels - further enhancing the scraping action.

Environmentally friendly - using recycled materials in the surface, backing and edges; every 1.5m² contains one scrap tyre and four plastic bottles that were otherwise destined for landfill.

Superior LockTite Edging - specially engineered edging locks the carpet in from both top and bottom. Made from recycled materials with reinforced corner patches.

Wheeled Traffic friendly - luggage carts, suitcases and trolleys will have no problems traversing Montage's bevelled edges.

Colours: Charcoal, Steel Grey, Marine Blue and Chocolate

Indoor/outdoor heavy traffic



Mats made to measure

GAUGE

9.5mm



88% Recycled

Montage Ecomat is made using recycled plastic bottles for the carpet and car tyres for the backing.

With each 1.5m² of Montage Ecomat matting made, one scrap tyre and four plastic bottles are saved from entering landfills.



Coir Entrance Matting and Logo Mats



BRUSH-DOWN



Best quality PVC backed 100% coir. Due to its exceptional moisture absorbency and dirt trapping properties, PVC backed coir is the long proven standard entrance matting material. Brush-Down is intended for use either in matwell or foyer areas. Easily cut to size or shape without fraying. See also Lettered/Logo Mats for further design possibilities.

ROLL SIZE: 7.5m, 12m or 15m x 1m or 2m wide

COLOUR: Black, Dark Brown, Blue, Havana, Green, Red, Purple and Yellow

Indoor only




Cut lengths available



Custom sizes available

GAUGE 17mm



BRUSH-WELL



As with all of our PVC backed coir mattings, Brush-Well has exceptional moisture absorbency and excellent brushing action, even when wet. It has good flame resistance (coir will not ignite even from dropped cigarette ends) and is anti-static. PVC backed coir is easy to cut to size and shape on site.

Logo mats can also be manufactured in 17mm thickness.

THICKNESS: 14mm
ROLL SIZE: 7.5m or 15m x 1m or 2m wide
COLOUR: Natural

THICKNESS: 17mm
ROLL SIZE: 7.5m, 12m or 15m x 1m or 2m wide
COLOUR: Natural

THICKNESS: 17mm (Colours)
ROLL SIZE: 12m x 1m or 2m wide
COLOURS: Black, Brown, Blue, Grey, Ochre, Green, Red, Rust, Anthracite, Cream and Bleached White

THICKNESS: 20mm
ROLL SIZE: 7.5m or 15m x 1m or 2m wide
COLOUR: Natural

THICKNESS: 23mm
ROLL SIZE: 7.5m or 15 x 1m or 2m wide
COLOUR: Natural

THICKNESS: 30mm
ROLL SIZE: 5m or 10m x 1m or 2m wide
COLOUR: Natural

Indoor only



Cut lengths available



Custom sizes available

GAUGE 14mm

17mm
20mm,
23mm &
30mm



BRUSH-ZONE



Standard quality PVC backed coir entrance matting for recessed matwell use. Easily cut to size and shape on site. Lettered/logo mats can also be supplied in 17mm thickness.

THICKNESS: 17mm
ROLL SIZES: 7.5m, 12m or 15m x 1m or 2m wide
COLOUR: Natural

THICKNESS: 17mm (Colours)
ROLL SIZES: 7.5m or 15m x 1m or 2m wide
COLOURS: Blue, Grey, Yellow, Dark Green, Green, Rust and Charcoal/Anthracite

THICKNESS: 30mm (Colours)
ROLL SIZES: 7.5m x 1m or 2m wide
COLOURS: Yellow, Dark Green, Green and Rust

Indoor only




Cut lengths available



Custom sizes available

GAUGE 17mm and 30mm



HIMALAYA



The traditional and environmentally friendly choice for entrance matting, where maximum possible moisture absorbency and shoe drying action are required. Mats are tailor-made and are finished with traditionally bound edges. Lettered/logo mats can also be supplied.

Conforms to BS 4730.

THICKNESS: 25mm, 32mm
10 standard sizes shown below and custom sizes to special order. (Alternative thicknesses available 20, 25, 30, 35 and 40mm. Custom sizes to special order only)

MAT SIZES: 60cm x 35cm 68cm x 40cm
75cm x 45cm 80cm x 50cm
90cm x 55cm 90cm x 60cm
99cm x 60cm 106cm x 65cm
114cm x 70cm 120cm x 75cm
(These sizes are nominal, mats should be loose-laid only)

COLOUR: Natural

Indoor medium to heavy traffic



Mats only

GAUGE Standard sizes
25mm and
32mm

Custom sizes
20mm, 25mm,
30, 25mm &
40mm

PLEASE NOTE:- Allow up to 12mm expansion when fitting coir in areas where high moisture absorbency is expected. Colourfastness cannot be guaranteed. PVC backed coir matting does not meet the requirements of the DDA regulations that came into force on 1st October 2004.

PLEASE NOTE:- Allow up to 12mm expansion when fitting coir in areas where high moisture absorbency is expected. Colourfastness cannot be guaranteed. PVC backed coir matting does not meet the requirements of the DDA regulations that came into force on 1st October 2004.

Logo Mats

Giving your reception area a dynamic, professional feel, and reinforcing your brand, Jaymart's wide range of colours and computerised cutting, mean we can reproduce virtually any logo within a mat that will remove the vast majority of walked-in dirt. What's more, the nature of inlaid mats means that the logo never wears out, as a result, a striking Jaymart logo mat helps keep your whole office clean, and keeps it looking great.

So, however intricate your corporate identity may be, call Jaymart's sales team and find out how we can help you to always make the very best first impression.

INLAID LOGO MATS

PVC BACKED COIR

INGENIUS

RAINCHECK

LUSTRETWIST

SUPERTWIST

PRINTED LOGO MATS

HIMALAYA

SYMPHONY NYLON TWIST



SYMPHONY



Symphony Nylon Twist

001	145	080	094
130	146	137	095
131	147	122	046
002	148	121	096
132	036	056	097
008	011	119	075
133	058	120	098
134	070	038	099
012	149	123	039
110	150	124	100
111	059	125	048
112	068	126	006
113	151	127	104
114	152	128	105
063	138	129	106
055	139	090	107
004	007	005	062
115	140	091	010
045	053	092	108
116	060	066	109
117	073	009	077
118	141	074	101
142	135	093	102
143	003	078	103
144	136		049

Advanced dyeing technology provides a unique method of dyeing the high twist nylon tufts to ensure a deep and intense colour penetration. Colour is locked in for greater colour retention and longer life. There is a standard colour palette of 99 colours for regular logo designs or a more extensive colour bank of over 700 colours for detailed designs or reproduction of photographic images.

All mats are nitrile rubber backed, with anti-trip edges to all 4 sides. The rubber backing can be supplied in either smooth or gripper backed. Smooth backing is supplied as standard. The edges are strengthened for increased resistance to tearing and for better durability. The heavyweight primary backing gives better floor stability and resistance to rippling.

Symphony mats can also be supplied with an extra thick 3mm rubber backing for matwell use. These mats would not have anti-trip edges and the maximum matwell size is 5.9m x 1.9m

Mats have excellent colour fastness and can be machine washed at 40°C.

Symphony mats are available in 7 standard mat sizes and can also be custom manufactured in any size up to 6.0m x 2.0m.

MAT SIZES: 120cm x 85cm 150cm x 85cm
 300cm x 85cm 180cm x 115cm
 200cm x 115cm 240cm x 115cm
 250cm x 150cm

Edged on all 4 sides. Sizes include edging.

COLOURS: See Symphony Nylon Twist colour palette

Nylon twist pile printed logo mats

 Mats Available

 Custom sizes available

 GAUGE 8mm

TRADE TERMS & CONDITIONS

All quotations and contracts are subject to the following conditions unless otherwise stated subsequently by us in writing, and no qualification of these conditions in the customer order or acceptance shall be deemed to form part of this contract.

1. **DELIVERY:** Any items as to rate or time of DELIVERY are not to be deemed to be the essence of the contract and no guarantee can be given or implied thereto. We, however, will make every reasonable effort to ensure delivery in accordance with requirements so far as circumstances permit.
2. All orders are subject to our final acceptance at Westbury and thus the contract of sale is explicitly agreed to have been made at Westbury, Wiltshire. English Law shall apply and any dispute shall be settled in the English Courts.
3. ALL PRICES are quoted without engagement and, unless otherwise expressly stated by us in writing, subject to alteration without notice.
4. **DESPATCH OF ORDERS:** All goods are sent by the most convenient method available to us at the time of despatch unless otherwise specified. ANY GOODS FOR DELIVERY TO ADDRESSES OTHER THAN THOSE OF THE PURCHASER are only sent at the PURCHASER'S RISK.
5. **CARRIAGE:** Please see our current pricelist for carriage terms
6. **DELIVERY TO SITE:** THE PURCHASER WILL BE RESPONSIBLE FOR OFF-LOADING the goods and in accordance with normal transport practices such goods will be delivered to the goods inwards department or reception on the ground floor.
7. **SELECTION OF GOODS:** Is a matter solely for the purchaser, who should ascertain in advance of ordering, the suitability and colour, etc. of goods for the purpose required. Technical details and samples are available on request.
8. **TECHNICAL DESCRIPTION AND DATA.** Such descriptions whilst given as a guide in good faith are subject to alteration by the seller without notice. In particular all dimensions are approximate only.
9. **LIABILITY:** We will not be liable for any indirect or consequential loss whatsoever arising from, or in conjunction with, the supply of defective goods, delay in delivery, non-delivery, loss or damage to goods in transit or to the property of the purchaser, or any third person howsoever caused. If goods have been exported, customers are welcome to return the goods to our premises in Westbury where a decision can be made regarding any action to be taken.
10. **CLAIMS:** No claim for ANY DEFECT in goods supplied will be accepted unless made in WRITING within 3 days from the date of delivery. Goods returned to us within 10 days from receipt in exactly the same condition in which they were received, will be credited only if we also judge them to be defective, but will not form the subject of any claim for labour cost or other loss of any kind. No claim for loss or damage in transit will be accepted unless signed for as such and confirmed in writing and verbally within 10 days from the date of despatch. A clear signature to the carriers for goods concerned will indicate to the carriers and to us that they were received in perfect condition.
11. **DEFECTIVE GOODS:** Under no circumstances whatsoever will we accept return of goods for credit when they have already been installed, used or laid. Defects should be observed on receipt, i.e. prior to installation, use or laying, and be notified to us immediately, both verbally and in writing, so that we can decide what action may be taken. In the case of goods to be exported, inspection should be made prior to shipment.
12. **COLOURED GOODS:** JAYMART floorings and accessories are produced by highly sophisticated and modern manufacturing methods. However, due to differing production batches and or varying individual product manufacturing processes, colour and shading variations can occur and must be accepted.
13. **COLOUR SAMPLES:** The small hand feeler samples given or sent to enquirers are an indication of colour only. They are not necessarily representative of the actual product colour shade to be supplied
14. **PRODUCT CHANGES:** The policy of the Company is one of increasing improvement and development, so we reserve the right to add or delete from the range or to change products without notice
15. **TITLE TO GOODS:** We reserve the right to retain, if we should so decide, the title to goods supplied under these terms of sale until the purchaser has discharged all sums owing to us. Until such discharge, the purchaser shall hold the goods, whether or not sold to another party upon trust for ourselves and grant us the right, if we so wish, to enter the purchaser's or its agent's premises to recover any such goods.
16. **CANCELLATIONS.** We will consider, but not be bound to accept, any request for cancellation of an order, and acceptance shall be on such terms as may be agreed by us in writing.
17. **RETURNS:** We do not normally accept return of perfect goods if correctly supplied as ordered. We therefore strongly recommend that customers check quantity, colour and product requirements carefully before ordering. If goods are accepted for return for whatever reason, we reserve the right to levy an administration charge together with carriage costs incurred for original despatch. No requests for return will be considered more than 3 months after invoice date.
18. **COLLECTIONS:** Our warehouse is usually open for collection from Monday to Friday (9 a.m. to 12.30 p.m. and 2 p.m. to 4.00 p.m.) excluding holidays. We kindly request customers, however, to give us reasonable advance warning of intended collection of goods required. We regret that we cannot accept any claims whatsoever in such cases, if goods are unavailable at the time of collection. All promises of stock availability are given in good faith, but should not be regarded as guaranteed correct.
19. **SETTLEMENT:** Approved credit account customers should make their payments by the end of the month following the date of invoice. Cleared funds are required from non-credit account customers before goods can be released. Prepayment may be made by cheque, postal order, cash, bank transfer/CHAPS or most major credit/debit cards.
20. **VAT:** Is chargeable extra at current rate on prices listed.

PLEASE NOTE: While every effort is made to ensure accurate representation of colours, variations may occur due to limitations in the printing process. We always recommend, and are happy to supply free-of-charge, hand-held samples for colour reference. Roll and mat sizes are nominal.

Jaymart

FOR MATS THAT MATTER

Jaymart



Aluminium entrance matting systems



Rubber and vinyl floor coverings



Multi purpose mats and matting



Natural carpeting and domestic mats



Anti-fatigue and duckboard matting

FOR FURTHER INFORMATION, FREE COPIES OF ANY OF OUR OTHER BROCHURES
OR FREE SAMPLES PLEASE PHONE:

01373 864926

www.jaymart.co.uk

email: matting@jaymart.co.uk

Jaymart Rubber & Plastics Ltd., Woodlands Industrial Estate, Eden Vale Road, Westbury, Wiltshire BA13 3QS Fax: 01373 858454