

ECOPHON FOCUS™ F

Ecophon Focus™ F installs directly to an existing plaster ceiling, boarding, battens or concrete, to create a ceiling with a smooth appearance. For applications requiring a ceiling mechanically secured to the structural soffit.




Ecophon Focus™ F


SYSTEM RANGE




| Size, mm | 600x600 | 1200x600 |
|--------------|---------|----------|
| Direct | • | • |
| Thickness | 20 | 20 |
| Inst. Diagr. | M15 | M15 |



Focus F tile



Section of Focus F system



Focus F system



Focus F is installed by screw fixing

TYPE OF APPLICATION

- Healthcare
- Education
- Office

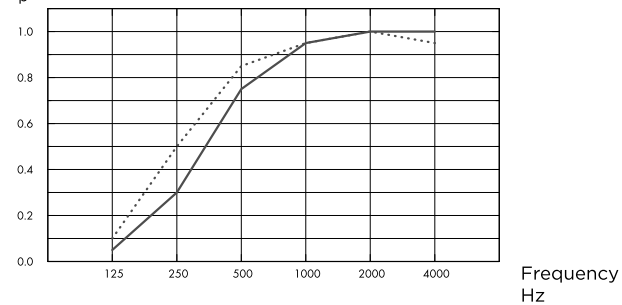


ACOUSTIC

Sound Absorption

Test results according to EN ISO 354. Classification according to EN ISO 11654, and the single value ratings for Noise Reduction Coefficient, NRC and Sound Absorption Average, SAA according to ASTM C 423.

α_p , Practical sound absorption coefficient



- Focus F 20 mm, 20 mm o.d.s.
 - Focus F 20 mm, 40 mm o.d.s.
- o.d.s = overall depth of system

| THK mm | o.d.s. mm | α_p , Practical sound absorption coefficient | | | | | | α_w | Sound absorption class |
|--------|-----------|---|--------|--------|---------|---------|---------|------------|------------------------|
| | | 125 Hz | 250 Hz | 500 Hz | 1000 Hz | 2000 Hz | 4000 Hz | | |
| 20 | 20 | 0.05 | 0.30 | 0.75 | 0.95 | 1.00 | 1.00 | 0.60 | C |
| 20 | 40 | 0.10 | 0.50 | 0.85 | 0.95 | 1.00 | 0.95 | 0.80 | B |

| THK mm | o.d.s. mm | NRC | SAA |
|--------|-----------|------|------|
| 20 | 20 | 0.75 | 0.76 |
| 20 | 40 | 0.85 | 0.82 |



INDOOR AIR QUALITY

| Certificate / Label | Akutex FT White Frost | |
|------------------------------|-----------------------|-----|
| Eurofins Indoor Air Comfort* | IAC Gold | IAC |
| French VOC | A+ | A+ |



CRADLE TO CRADLE CERTIFIED®

This product is Cradle to Cradle Certified® at Bronze level (version 4.0).



MATERIAL HEALTH

This product has received a C2C Certified Material Health Certificate™ at the Silver level (standard version 4.0). The C2C Certified Material Health Certificate™ is a verification of the health and safety of a product's composition using the Material Health requirements of the Cradle-to-Cradle Certified Product Standard.



CARBON FOOTPRINT

Life-cycle stages A1 to C4 from EPD, in conformity with ISO 14025 / EN 15804

| | kg CO ₂ equiv/m ² |
|---------|---|
| Focus F | 4,90 |



CIRCULARITY

| | |
|--|------------------|
| Minimum post-consumer recycled content | 59% |
| Recyclability | Fully recyclable |



FIRE SAFETY

The glass wool core of the tiles is tested and classified as non-combustible according to EN ISO 1182.

| Country | Fire standard | Class |
|---------|---------------|----------|
| Europe | EN 13501-1 | A2-s1,d0 |



HUMIDITY RESISTANCE

Class C, relative humidity 95% and 30°C, according to EN 13964:2014



VISUAL APPEARANCE

White Frost, nearest NCS colour sample S 0500-N, 85% light reflectance. Gloss < 1.



CLEANABILITY

Daily dusting and vacuum cleaning. Weekly wet wiping.



ACCESSIBILITY

The tiles are non-demountable.



INSTALLATION

Installed according to installation diagrams, installation guides and drawing aid. For information regarding minimum overall depth of system see quantity specification. For best result the surface should be even, however an acceptable result could be achieved on slightly uneven surfaces. If very uneven surfaces - installation of furring (evenly spaced timber battens) as the substrate for the tiles is recommended.



PACKAGING INFORMATION

Information is indicative and subject to change.

| | Edge | Panels / crt | m ² / crt |
|-------------|------|--------------|----------------------|
| 600x600x20 | F | 20 | 7.20 |
| 1200x600x20 | F | 10 | 7.20 |



SYSTEM WEIGHT

Weight information is indicative and subject to variation.

| | kg/m ² |
|---------|-------------------|
| Focus F | 2,3 |



MECHANICAL PROPERTIES

Additional live load has to be fixed to the soffit.




CE


Ecophon ceiling systems are CE marked according to the European harmonized standard EN13964:2014. CE marked construction products are covered by a Declaration of Performance (DOP) which enables customers and users to easily compare performance of products available on the European market.

COLOURS AND DESIGN


Akutex™ FT




White Frost



Sage Mist



Morning Rain



Scallop Shells



Spring Leaf



Pine Green



Wet Sand




Silent Steam



Cloudy Day




Volcanic Ash



Silver Stone

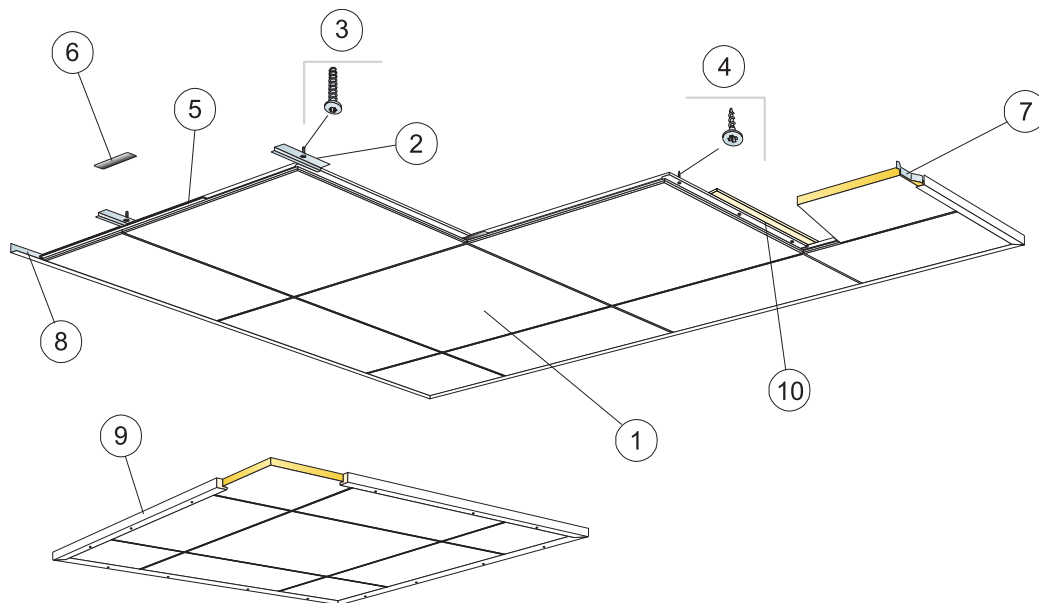


Silk Slate



Dark Chestnut

Screwed installation

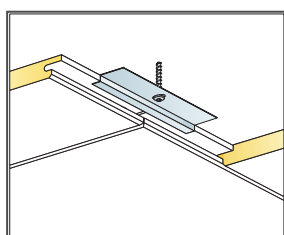
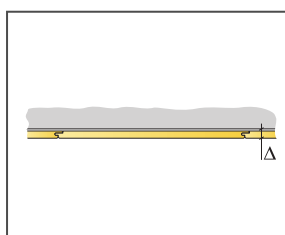


© Ecophon Group

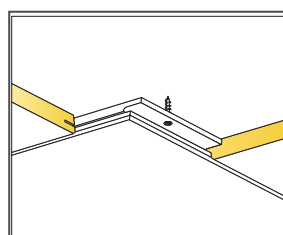
Installation diagram (M15) for Ecophon Focus F

Quantity specification (excl. wastage)

| | Size, mm | |
|--|-------------------------|-------------------------|
| | 600x600 | 1200x600 |
| 1 Focus F | 2,8/m ² | 1,4/m ² |
| 2 Connect Direct fixing plate F, installed at 600 mm centres (for use in concrete) | 2,8/m ² | 2,8/m ² |
| 3 Connect Anchor screw, installed at 600 mm centres (for use in concrete) | 2,8/m ² | 2,8/m ² |
| 4 Connect Installation screw MVL (for use in plasterboard or timber) (1000 pcs) | 8,3/m ² | 7/m ² |
| 5 Not required in the United Kingdom | 2,8/m ² | 1,4/m ² |
| 6 Connect Spline, L=150 mm | 2,8/m ² | 1,4/m ² |
| 7 Connect Wall spring spacer | 1/panel in the last row | 2/panel in the last row |
| 8 Connect Angle trim, fixed at 300 mm centres | as required | as required |
| 9 For use when installing floating ceilings: Connect Wood trim 2561, L=2500 mm, fixed at 500 mm centres | as required | as required |
| 10 Timber installed at 600 mm centres (300 mm if thermal insulation is placed above), with the screw fixings along the timber. | as required | as required |
| Δ Min. overall depth of system: 20 mm | | |
| δ Min. demounting depth: The system is non-demountable | | |



Installation in concrete



Installation in plasterboard or timber

| Size, mm | Max live load (N) | Min load bearing capacity (N) |
|-------------|-------------------|-------------------------------|
| 600x600x20 | - | - |
| 1200x600x20 | - | - |

Live load/load bearing capacity