


ECOPHON GEDINA™ D/A FOR BANDRASTER (T24)

Especially developed for bandraster solutions where long panels are required. The panels have a edge D on the long sides and edge A on the short sides. Each panel is individually demountable.



Ecophon Gedina™ D/A for Bandraster (T24)



SYSTEM RANGE

Size, mm	1720x600
Bandraster	•
Thickness	15
Inst. Diagr.	M511



TYPE OF APPLICATION

- Education

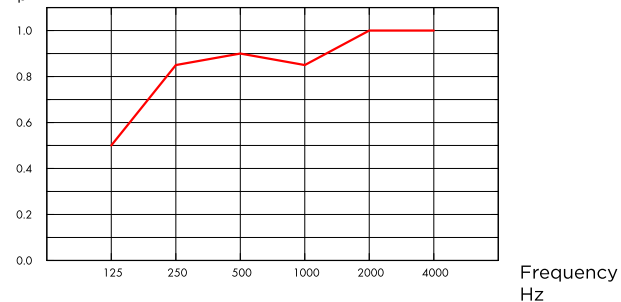


ACOUSTIC

Sound Absorption

Test results according to EN ISO 354. Classification according to EN ISO 11654.

α_p , Practical sound absorption coefficient



— Gedina D/A 15 mm, 200 mm o.d.s.
o.d.s = overall depth of system

THK mm	o.d.s. mm	α_p , Practical sound absorption coefficient						α_w	Sound absorption class
		125 Hz	250 Hz	500 Hz	1000 Hz	2000 Hz	4000 Hz		
15	200	0.50	0.85	0.90	0.85	1.00	1.00	0.90	A



CRADLE TO CRADLE CERTIFIED®

This product is Cradle to Cradle Certified® at Bronze level (version 4.0).



MATERIAL HEALTH

This product has received a C2C Certified Material Health Certificate™ at the Silver level (standard version 4.0). The C2C Certified Material Health Certificate™ is a verification of the health and safety of a product's composition using the Material Health requirements of the Cradle-to-Cradle Certified Product Standard.



CARBON FOOTPRINT

Life-cycle stages A1 to C4 from EPD, in conformity with ISO 14025 / EN 15804

	kg CO ₂ equiv/m ²
Gedina D/A	4,45 (Gedina family EPD in conformity with ISO 14025 / EN 15804)



CIRCULARITY

Fully recyclable.



FIRE SAFETY

The glass wool core of the tiles is tested and classified as non-combustible according to EN ISO 1182.

Country	Fire standard	Class
Europe	EN 13501-1	A2-s1,d0



HUMIDITY RESISTANCE

Class C, relative humidity 95% and 30°C, according to EN 13964:2014



VISUAL APPEARANCE

White 500, nearest NCS colour sample S 0500-N, 84% light reflectance.



CLEANABILITY

Daily dusting and vacuum cleaning. Weekly wet wiping.



ACCESSIBILITY

The tiles are easily demountable. Minimum demounting depth according to installation diagrams.



INSTALLATION

Installed according to installation diagram and bandraster/grid supplier recommendations.



SYSTEM WEIGHT

Weight information is indicative and subject to variation.

	kg/m ²
Gedina D/A	1,9
Gedina D/A + Connect grid system	2,9



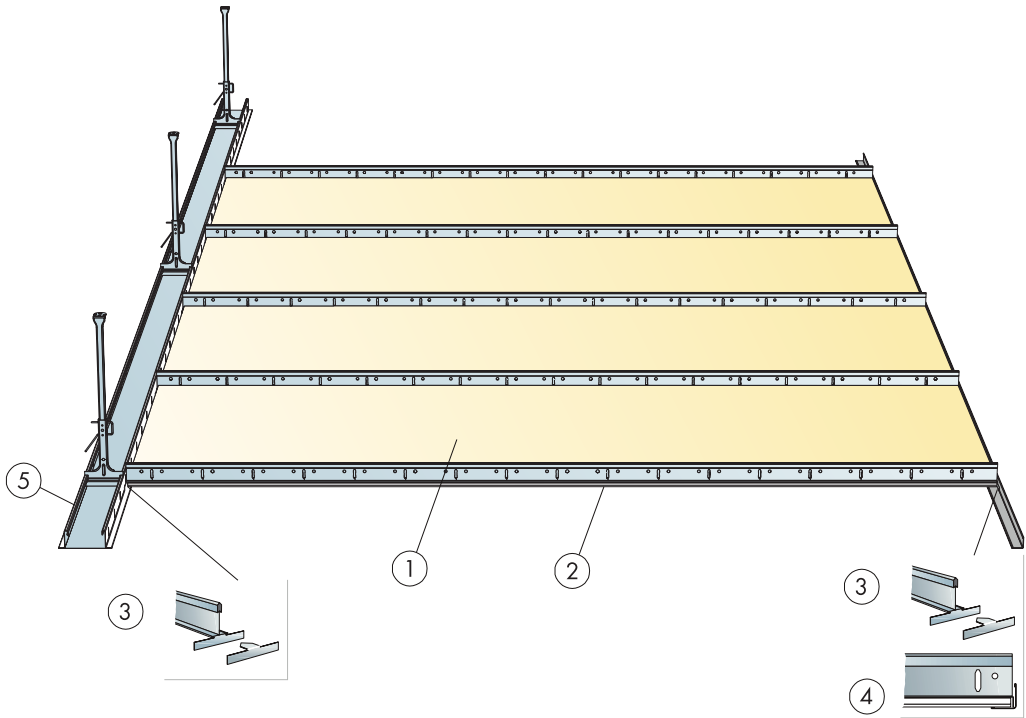
MECHANICAL PROPERTIES

See table about Max live load and Min load bearing capacity and Functional demands, Mechanical properties at www.ecophon.com.



CE

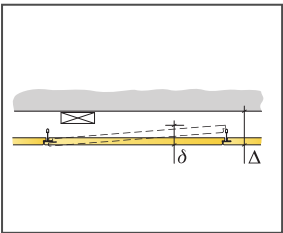
Ecophon ceiling systems are CE marked according to the European harmonized standard EN13964:2014. CE marked construction products are covered by a Declaration of Performance (DOP) which enables customers and users to easily compare performance of products available on the European market.



Installation diagram (M347) for Ecophon Gedina D/A for Bandraster

Quantity specification (excl. wastage)

		Size, mm
		1720x600
1	Gedina D/A for Bandraster	0,97/m²
2	Connect T24 Corridor profile, installed at 600 mm centres	0,95/m²
3	Connect End fixing plate	1,95/m²
4	Connect Angle trim, fixed at 200 mm centres	as required
5	Bandraster profiles	as required
Δ Min. overall depth of system according to bandraster supplier		-
δ Min. demounting depth:		-



Size, mm	Max live load (N)	Min load bearing capacity (N)
1720x600x15	-	-

Live load/load bearing capacity