



## GREENWICH CYCLE ENCLOSURE

Premium, Secure & Customisable Cycle Enclosure

The Greenwich Cycle Enclosure is a premium, specification-ready solution designed for architects, contractors, and developers who need secure, flexible, and future-proof cycle storage. Built to accommodate a full range of racking systems, from Sheffield Stands to Two Tier and Semi-Vertical Racks, it delivers robust security while meeting BREEAM requirements and is secured by design standards. Manufactured in Britain with a 10-year warranty, the Greenwich Cycle Enclosure combines modern design with long-term durability. From commercial developments and residential schemes to public realm and education projects, it offers the flexibility to tailor cladding, roofing, finishes, and security options to suit any specification. A high-security, British-made cycle enclosure designed for maximum flexibility, fully BREEAM compliant and Secured by Design accredited.

- › **Custom-Built Design:** Compatible with Sheffield, Two Tier or Semi-Vertical racks to suit project needs
- › **Flexible Cladding Options:** Twin wire mesh is the standard cladding option. Other options include vertical angles, solid rods, twin wire or 358 anti-climb mesh.
- › **High Security Standards:** Secured by Design accredited with options for advanced access control
- › **Optional Enhancements:** PIR LED lighting, sedum green roofing, or lockable access systems
- › **BREEAM Ready:** Designed to support sustainable construction and planning compliance
- › **Sustainable Options Available:** Sedum green roofing system available
- › **Made in Britain:** Hot-dipped galvanised mild steel, powder-coated to any RAL.





**Bespoke dimensions available to fit any projects' exact specifications**

- 6 Space** 2225mm (W) x 2000mm (D) x 2100mm (H)
- 8 Space** 2825mm (W) x 2000mm (D) x 2100mm (H)
- 10 Space** 3445mm (W) x 2000mm (D) x 2100mm (H)
- 12 Space** 4055mm (W) x 2000mm (D) x 2100mm (H)
- 14 Space** 4665mm (W) x 2000mm (D) x 2100mm (H)


## GREENWICH CYCLE ENCLOSURE

A high-security, British-made cycle enclosure designed for maximum flexibility. Compatible with Sheffield, Two Tier or Semi-Vertical racks, with customisable cladding, roofing, and security options. Fully BREEAM-compliant and Secured by Design-accredited, the Greenwich Cycle Enclosure is ideal for commercial, residential, and public realm projects.

### Customisation that Works for You

Every site is different which is why this enclosure is built to adapt:

- › Dimensions are bespoke and built to suit any requirements
- › Mild steel, hot-dipped galvanised to BS EN ISO 1461:2022 material
- › Modular design making the enclosure adaptable to various installations
- › Roofing options include steel profile, polycarbonate or sedum green roof
- › Galvanised finish as standard, powder-coated in any RAL colour
- › IP65-rated LED PIR lighting available



### Lead Times

4 - 6 Weeks


*\*For updated and expedited lead times, please contact us*

### Need help with installation?


We offer a full installation service

[hello@thebikestoragecompany.co.uk](mailto:hello@thebikestoragecompany.co.uk)


## FINISHING OPTIONS



**656 Security Twin Wire Mesh (supplied as standard)** is a durable and secure option for bike storage shelters, featuring dual horizontal wires for enhanced strength and rigidity. This robust design prevents vandalism while maintaining clear visibility, making it ideal for public spaces, schools, and workplaces.



**10 Gauge Mesh** is a durable and secure option for bike storage shelters, offering robust protection against theft and vandalism. Its strong, welded steel construction provides excellent visibility while maintaining high security. This mesh is a cost-effective, long-lasting solution designed to withstand the elements and provide peace of mind for end users.



**358 Mesh** also known as anti-climb mesh, is a high-security option for bike storage shelters designed to prevent tampering and unauthorised access. Its narrow apertures and robust steel construction make it extremely difficult to cut or climb, providing superior protection against theft and vandalism.

## LOCKING OPTIONS



Lock & Key



Hasp & Staple  
Lock



Swing Gate  
Mechanical Code  
Lock



Sliding Gate Code  
Lock



Electronic Access  
Control

## RACKING OPTIONS



Sheffield Cycle  
Stands



Toastrack Cycle  
Stands



Two Tier Cycle  
Rack



Gas Assisted Two  
Tier Cycle Rack

### Dimensions

Contact us for bespoke requirements

# DOWNLOADS LIBRARY

For more information on our product specifications, colours and finishes view our product downloads library online.

ACHIEVE BREEAM  
ACCREDITATION  
BRITISH MADE  
PRODUCTS



**0800 246 1723**

[www.thebikestoragecompany.co.uk](http://www.thebikestoragecompany.co.uk)

[hello@thebikestoragecompany.co.uk](mailto:hello@thebikestoragecompany.co.uk)

107 - 108 Harbour Yard, London, SW10 0XD