

GYPTONE® QUATTRO B

Gyptone® Quattro B is a screw attached system. The tiles have a square perforation pattern.



Gyptone® Quattro B



SYSTEM RANGE

Size, mm	600x600
Special Fixing	•
GK - system	•
Thickness	12,50
Inst. Diagr.	M607



Quattro 20 B



Quattro 22 B Split



Quattro 50 B

TYPE OF APPLICATION

- Additional areas
- Education
- Office



ACOUSTIC

Sound Absorption

Test results according to EN ISO 354. Classification according to EN ISO 11654, and the single value rating for Noise Reduction Coefficient, NRC, according to ASTM C 423.

	THK mm	o.d.s. mm	α_p , Practical sound absorption coefficient						α_w	Sound absorption class
			125 Hz	250 Hz	500 Hz	1000 Hz	2000 Hz	4000 Hz		
Quatro 20	12.5	200	0.40	0.70	0.80	0.70	0.70	0.60	0.70	C
Quatro 20 + Min. Wool 45 mm	57.5	58	0.35	0.65	0.85	0.85	0.75	0.70	0.80	B
Quatro 20 + Min. Wool 70 mm	82.5	300	0.45	0.70	0.75	0.80	0.80	0.70	0.80	B
Quattro 22	12.5	200	0.50	0.55	0.60	0.45	0.40	0.40	0.45	D
Quattro 22 + Min. Wool 50 mm	62.5	63	0.62	0.47	0.51	0.49	0.45	0.46	0.50	D
Quattro 50	12.5	200	0.57	0.63	0.73	0.67	0.67	0.58	0.70	C
Quattro 50 + Min. Wool 45 mm	57.5	58	0.35	0.65	0.80	0.80	0.75	0.65	0.80	B
Quattro 50 + Min. Wool 70 mm	82.5	300	0.45	0.70	0.75	0.80	0.75	0.65	0.75	C

	THK mm	o.d.s. mm	NRC
Quatro 20	12.5	200	0.70
Quatro 20 + Min. Wool 45 mm	57.5	58	0.80
Quatro 20 + Min. Wool 70 mm	82.5	300	0.75
Quattro 22	12.5	200	0.50
Quattro 22 + Min. Wool 50 mm	62.5	63	0.50
Quattro 50	12.5	200	0.70
Quattro 50 + Min. Wool 45 mm	57.5	58	0.75
Quattro 50 + Min. Wool 70 mm	82.5	300	0.75



VISUAL APPEARANCE

Edge B is supplied unpainted. Final painting of the edge B tile is done on the building site.

Perforation Design	Perforated area (%)	Perforation size (mm)	Perforation distance , c/c, (mm)
Quattro 20	18	9 x 9	19,5
Quattro 22	9	9 x 9	19,5
Quattro 50	18	12x12	25



INDOOR AIR QUALITY

Certificate / Label	
French VOC	A+
Finnish M1	•
Danish Indeklima	•
Activ'Air, a patented technology that support active brake-down of formaldehyde into harmless, non-volatile compounds. The effectiveness of the Activ'Air technology has been tested by the accredited Eurofins laboratory.	•



CARBON FOOTPRINT

Life-cycle stages A1 to C4 from EPD, in conformity with ISO 14025 / EN 15804

	kg CO ₂ equiv/m ²
Gyptone 12,5 mm with Active'Air	3.81



CIRCULARITY

Fully recyclable.



FIRE SAFETY

Country		Class
Europe	EN 14190	A2-s1,d0



HUMIDITY RESISTANCE

Product	Humidity
Standard	Gyptone tiles should be used in areas with a relative humidity that does not constantly exceed 70% or temperature of 45°C.



CLEANABILITY

Depends on the surface treatment. (Delivered unpainted)



MAINTENANCE

The tiles are possible to re-paint with maintained acoustic properties as long as the tiles perforation is not at all covered by the paint



ACCESSIBILITY

The tiles are non-demountable.



INSTALLATION

Installed with Clipso profiles according to installation diagrams and drawing aid.



SYSTEM WEIGHT

Weight information is indicative and subject to variation.

	kg/m ²
Gyptone 12,5 mm	8
Gyptone 12,5 mm + GK-system 2 levels	10



MECHANICAL PROPERTIES

See table about Max live load and Min load bearing capacity and Functional demands, Mechanical properties at www.ecophon.com.



CE

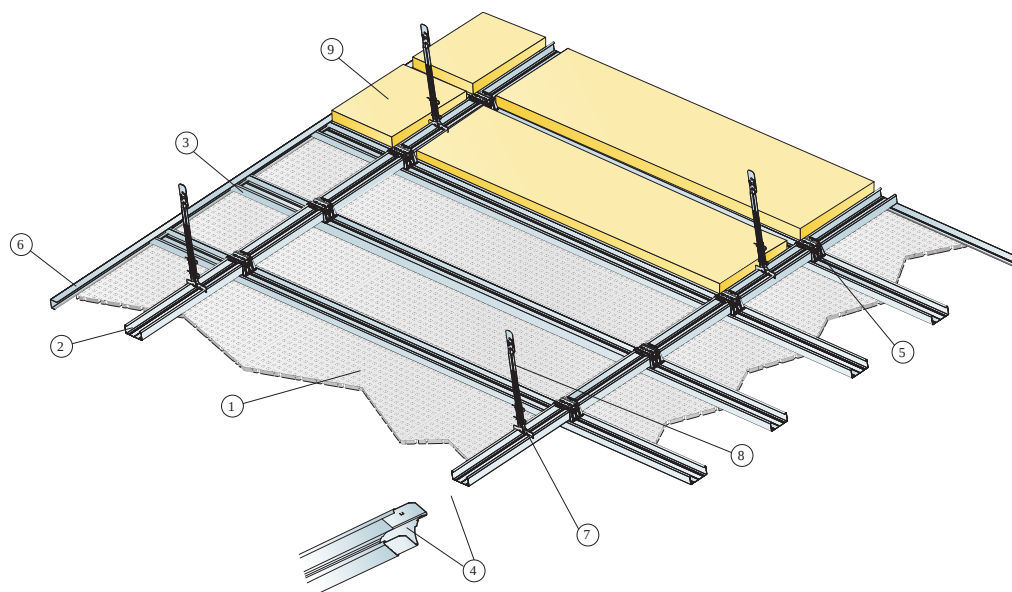
Gyptone® ceilings system is CE marked according to the European harmonized standard EN 14190:2014. CE marked construction products are covered by a Declaration of Performance (DOP) which enables customers and users to easily compare performance of products available on the European market.

COLOURS AND DESIGN

Gyptone



Suspended ceiling

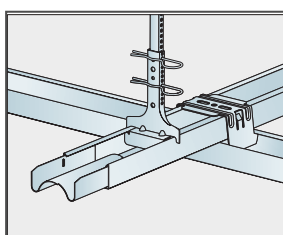
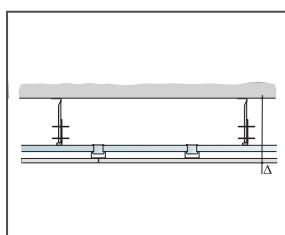


Installation diagram (M607) for Gyptone Quattro B, 600x600, suspended installation with 2 level GK-system

© Ecophon

Quantity specification (excl. wastage)

		Size, mm
		600x600
1	Gyptone Quattro B	2,8/m ²
2	Gyproc GK 1 Main Beam, L=4000 mm, installed at 1200 mm centres	0,9m/m ²
3	Gyproc GK 1 Main Beam, L=4000 mm, installed at 300 mm centres (transverse assembly)	3,3m/m ²
4	Gyproc GK 20A Channel Connector	1,07pcs/m ²
5	Gyproc GK 22 Connector	2,78pcs/m ²
6	Gyproc GK-C Wall Angle	as required
7	Gyproc GK 26-27 Nonius hanger (base, incl. 2 pcs split pin)	1,0pcs/m ²
8	Gyproc GK 27 290 Adjust Stripe	1,0pcs/m ²
9	Mineral wool as required	-
		-



GK system in 2 levels

Size, mm	Max live load (N)	Min load bearing capacity (N)
600x600x12,50	30	400
Live load/load bearing capacity		