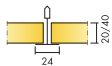


# ECOPHON HYGIENE PERFORMANCE™ PLUS A

Ecophon Hygiene Performance™ Plus A has an exposed grid with fully sealed robust Hygiene Performance™ Plus A tiles and suitable for humid areas. The ceiling withstands advanced cleaning, such as steam and high/low pressure washing on a regular basis. The surface is resistant to common detergents and disinfectants.




# Ecophon Hygiene Performance™ Plus A



## SYSTEM RANGE

| Size, mm     | 600x600 | 600x600 | 1200x600 | 1200x600 |
|--------------|---------|---------|----------|----------|
| T24          | •       | •       | •        | •        |
| Thickness    | 20      | 40      | 20       | 40       |
| Inst. Diagr. | M466    | M466    | M466     | M466     |



Hygiene Performance Plus A tile



Hygiene Performance Plus A C3 section with Connect Hygiene Clip 20



Hygiene Performance Plus A system

## TYPE OF APPLICATION

- Additional areas
- Healthcare
- Clean environments

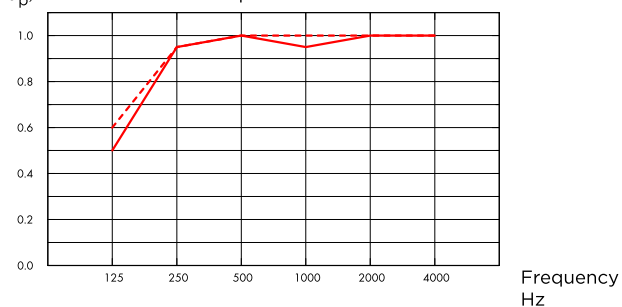


## ACOUSTIC

### Sound Absorption

Test results according to EN ISO 354. Classification according to EN ISO 11654, and the single value ratings for Noise Reduction Coefficient, NRC and Sound Absorption Average, SAA according to ASTM C 423.

$\alpha_p$ , Practical sound absorption coefficient



- Hygiene Performance Plus A 20 mm, 200 mm o.d.s.
  - - Hygiene Performance Plus A 40 mm, 200 mm o.d.s.
- o.d.s = overall depth of system

| THK mm | o.d.s. mm | $\alpha_p$ , Practical sound absorption coefficient |        |        |         |         |         | $\alpha_w$ | Sound absorption class |
|--------|-----------|---|--------|--------|---------|---------|---------|------------|------------------------|
|        |           | 125 Hz  | 250 Hz | 500 Hz | 1000 Hz | 2000 Hz | 4000 Hz |            |                        |
| 20     | 200       | 0.50  | 0.95   | 1.00   | 0.95    | 1.00    | 1.00    | 1.00       | A                      |
| 40     | 200       | 0.60  | 0.95   | 1.00   | 1.00    | 1.00    | 1.00    | 1.00       | A                      |

| THK mm | o.d.s. mm | NRC  | SAA  |
|--------|-----------|------|------|
| 20     | 200       | 1.00 | 0.97 |
| 40     | 200       | 1.00 | 0.99 |



## INDOOR AIR QUALITY

| Certificate / Label          |          |
|------------------------------|----------|
| Eurofins Indoor Air Comfort® | IAC Gold |
| French VOC                   | A+       |



## CRADLE TO CRADLE CERTIFIED®

This product is Cradle to Cradle Certified® at Bronze level (version 4.0).



## MATERIAL HEALTH

This product has received a C2C Certified Material Health Certificate™ at the Silver level (standard version 4.0). The C2C Certified Material Health Certificate™ is a verification of the health and safety of a product's composition using the Material Health requirements of the Cradle-to-Cradle Certified Product Standard.



## CARBON FOOTPRINT

Life-cycle stages A1 to C4 from EPD, in conformity with ISO 14025 / EN 15804

|                                  | kg CO <sub>2</sub> equiv/m <sup>2</sup> |
|----------------------------------|---|
| Hygiene Performance Plus A, 20mm | 3,22                                    |
| Hygiene Performance Plus A, 40mm | 5,19                                    |



## CIRCULARITY

|  |                  |
|--|------------------|
| Minimum post-consumer recycled content | 44%              |
| Recyclability                          | Fully recyclable |



## FIRE SAFETY

The glass wool core of the tiles is tested and classified as non-combustible according to EN ISO 1182.

| Country | Fire standard | Class    |
|---------|---------------|----------|
| Europe  | EN 13501-1    | A2-s1,d0 |



## HUMIDITY RESISTANCE

Class D, relative humidity 97% and 50°C, according to EN 13964:2014



## VISUAL APPEARANCE

White 500, nearest NCS colour sample S 0500-N, 84% light reflectance.



## CLEANABILITY

| Standard/Method          | Frequency |
|--------------------------|-----------|
| Dusting                  | Daily     |
| Wet wiping               | Weekly    |
| Steam cleaning           | 4/year    |
| Low pressure cleaning    | 2/year    |
| High pressure cleaning   | 2/year    |
| Hydrogen peroxide vapor  | •         |
| UV-C, BIFMA HCF 8.1-2019 | •         |



## SURFACE ENDURANCE

Product tested according to ISO 11998, and withstand 200 cycles.



## CHEMICAL RESISTANCE/DISINFECTION

Tested according to ISO 11998 and withstands the following chemicals or disinfectants.

| Chemical         | Active Substance                               | Concentration |
|------------------|--|---------------|
| Actichlor plus   | NaDCC (Sodium Dichloroisocyanurate)            | 1%            |
| LifeClean        | Chlorine dioxide                               | Undiluted     |
| Ethanol          | Ethanol  | 70%           |
| Chlorine         | Sodium Hypochlorite solution                   | 2,5%          |
| Virkon S         | Dipotassium peroxodisulphate; Sulphamidic acid | 1%            |
| Isopropanol      | Isopropyl Alcohol                              | 70%           |
| Oxivir Excel     | Hydrogen peroxide                              | 0,5%          |
| Sumabac D10      | Quaternary ammonium compound, Sodium carbonate | 1%            |
| Suredis VT1      | n-(3-aminopropyl)-n-dodecylpropan-1,3-diamin   | 1%            |
| Enduro Chlor VE5 | Potassium hydroxide                            | 1,5%          |
| Acipusfoam VF59  | Nitric Acid                                    | 5%            |



## MOULD AND BACTERIAL RESISTANCE

| Standard/Method                        | Class                              |
|--|------------------------------------|
| ISO 846 :2019 method C (for bacterium) | 0 (No growth under the microscope) |
| ASTM D3273-16 (for fungi)              | 10 (0% growth on the surface)      |



## CLEAN ROOM

|             | Standard/Method               | Class     |
|-------------|-------------------------------|-----------|
| ISO 14644   | Particle cleanliness class    | ISO 4     |
| NF S 90-351 | Microbiological class         | M1/area 4 |
| NF S 90-351 | Particle elimination kinetics | CP(0,5) 5 |



## INSTALLATION

Installed according to installation diagrams, installation guides and drawing aid. Cut panels must be sealed with Connect Edge sealant. Penetrations must be sealed with a suitable sealant.



## PACKAGING INFORMATION

Information is indicative and subject to change.

|             | Edge | Panels / crt | m <sup>2</sup> / crt |
|-------------|------|--------------|----------------------|
| 600x600x20  | A    | 20           | 7.20                 |
| 1200x600x20 | A    | 10           | 7.20                 |
| 625x625x20  | A    | 20           | 7.81                 |
| 600x600x40  | A    | 10           | 3.60                 |
| 1200x600x40 | A    | 6            | 4.32                 |



## SYSTEM WEIGHT

Weight information is indicative and subject to variation.

|  | kg/m <sup>2</sup> |
|--|-------------------|
| Hygiene Performance Plus A 20 mm                       | 1,5               |
| Hygiene Performance Plus A 20 mm + Connect grid system | 2,5               |
| Hygiene Performance Plus A 40 mm                       | 2,5               |
| Hygiene Performance Plus A 40 mm+ Connect grid system  | 3,5               |



## ACCESSIBILITY

The tiles are demountable. Minimum demounting depth according to installation diagram. The tiles are secured using Hygiene Clip 20 to allow for effective in-situ cleaning. The clips are easily removable from above the ceiling. A tightly sealed, easy-to-open Hygiene Inspection hatch is available to simplify access to the ceiling void.



## MECHANICAL PROPERTIES

See table about Max live load and Min load bearing capacity and Functional demands, Mechanical properties at [www.ecophon.com](http://www.ecophon.com).



## CE

Ecophon ceiling systems are CE marked according to the European harmonized standard EN13964:2014. CE marked construction products are covered by a Declaration of Performance (DOP) which enables customers and users to easily compare performance of products available on the European market.

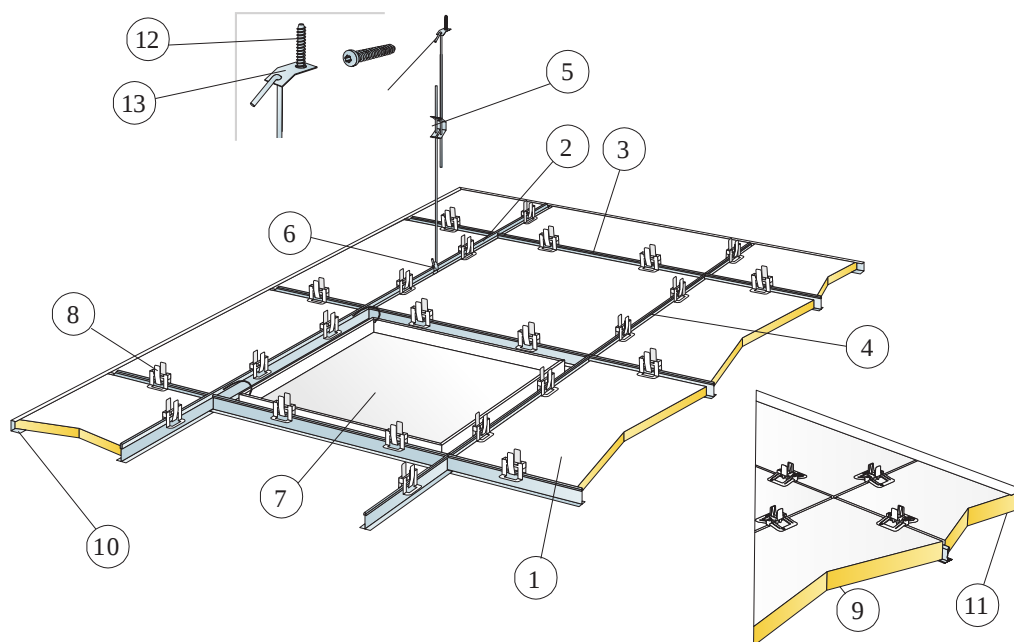
## COLOURS AND DESIGN

### Akutex™ HS



White 500

## Suspended ceiling

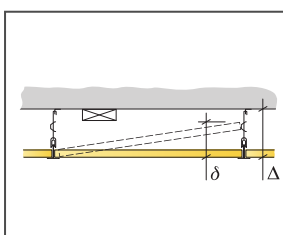


© Saint-Gobain Ecophon AB

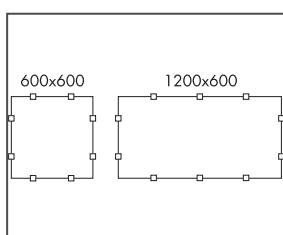
Installation diagram (M466) for Ecophon Hygiene Performance™ Plus A C3

## Quantity specification (excl. wastage)

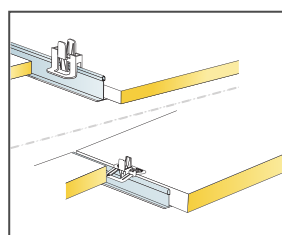
|  |   | Size, mm            |                     |
|--|---|---------------------|---------------------|
|  |   | 600x600             | 1200x600            |
| 1                                      | Hygiene Performance Plus A  | 2,8/m <sup>2</sup>  | 1,4/m <sup>2</sup>  |
| 2                                      | Connect T24 Main Runner C3, installed at 1200 mm centres              | 0,9m/m <sup>2</sup> | 0,9m/m <sup>2</sup> |
| 3                                      | Connect T24 Cross Tee C3 9102, L=1200 mm, installed at 600 mm centres | 1,7m/m <sup>2</sup> | 1,7m/m <sup>2</sup> |
| 4                                      | Connect T24 Cross Tee C3 9103, L=600 mm                               | 0,9m/m <sup>2</sup> | -                   |
| 5                                      | Connect Adjustable Hanger C3, c1200 (max distance from wall 600 mm)   | 0,7/m <sup>2</sup>  | 0,7/m <sup>2</sup>  |
| 6                                      | Connect Hanger Clip (not to be used in swimming hall environments)    | 0,7/m <sup>2</sup>  | 0,7/m <sup>2</sup>  |
| 7                                      | Connect Inspection Hatch C3   | as required         | as required         |
| 8                                      | Connect Hygiene Clip 20   | 11/m <sup>2</sup>   | 7/m <sup>2</sup>    |
| 9                                      | Connect Hygiene Clip 40   | 11/m <sup>2</sup>   | 7/m <sup>2</sup>    |
| 10                                     | Connect Channel Trim C3 (for 20 mm thickness)                         | as required         | as required         |
| 11                                     | Connect Channel Trim C3 3465 (for 40 mm thickness)                    | as required         | as required         |
| 12                                     | Connect Anchor Screw C4   | 0,7/m <sup>2</sup>  | 0,7/m <sup>2</sup>  |
| 13                                     | Connect Fixing Plate C4   | 0,7/m <sup>2</sup>  | 0,7/m <sup>2</sup>  |
| Δ Min. overall depth of system: 150 mm |   |                     |                     |
| δ Min. demounting depth 20 mm: 150 mm  |   |                     |                     |
| δ Min. demounting depth 40 mm: 170 mm  |   |                     |                     |



See Quantity Specification



Arrangement of clips

Clip for keeping tiles in place for  
20/40 mm tiles

| Size, mm    | Max live load (N) | Min load bearing capacity (N) |
|-------------|-------------------|-------------------------------|
| 600x600x20  | 50                | 160                           |
| 600x600x40  | 50                | 160                           |
| 1200x600x20 | 50                | 160                           |
| 1200x600x40 | 50                | 160                           |

Live load/load bearing capacity