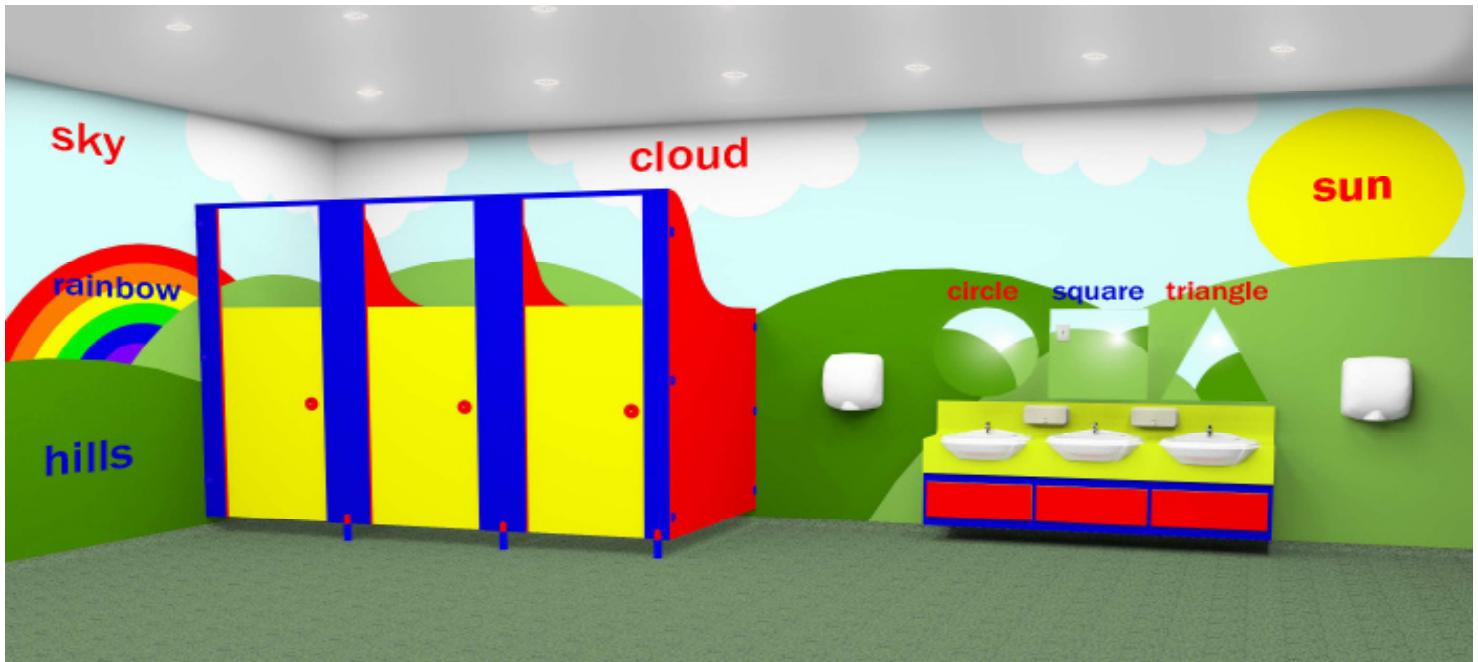


Create



Features

Bright colours, curved reduced height partitions and doors give **Create** a friendly face that allows adult supervision.

With 2 reduced heights of either 1250 or 1500mm (4' or 5'), **Create** allows for adult supervision and reduces the cubicle to a child's scale.

Materials

- 19mm moisture resistant melamine faced chipboard
- High pressure laminate on 17mm moisture resistant chipboard
- 12mm Compact laminate
- Doors and partitions @ 1250mm or 1500mm high
- Powder coated aluminium fittings

Safety

- Emergency release locks
- High strength boards and fittings
- Anti-finger trap hinges



Service



Free site survey, design and quotation service

nss

Specification service



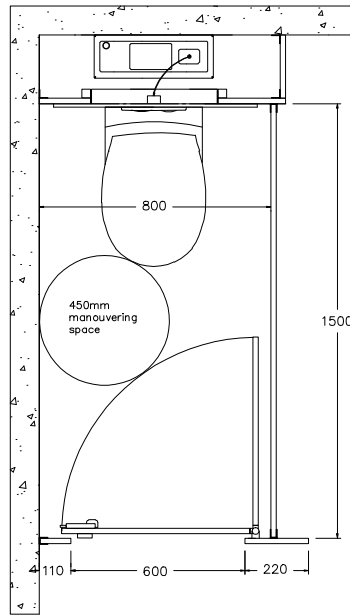
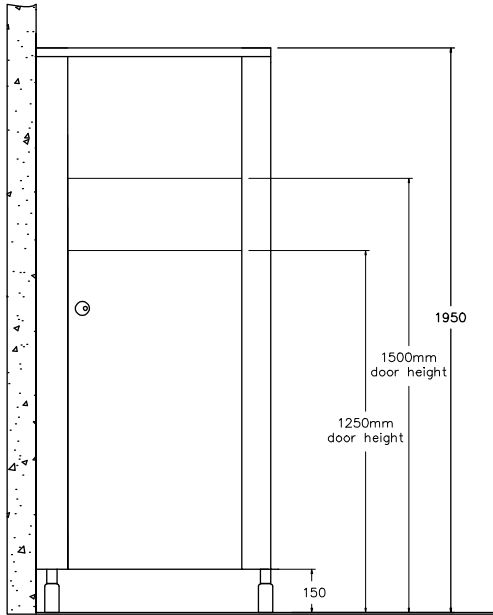
Full installation service

3yr

Warranty

Designed, supplied and/or installed
...beautiful cubicles ...beautiful washrooms

Technical Specification



Cubicle Sizes

Ideal sizes, making best use of materials and to provide sufficient space, are 1500mm deep x 800mm wide. However, all necessary sizes can be accommodated.

1950mm overall height including 150mm floor clearance, with partition and door at 1250mm or 1500mm

450mm diameter manoeuvring space essential within Building regulations

For guidance on Building regulations, DDA requirements, and the provision of ambulant and enlarged cubicles, please refer to our website -

www.iglooswashrooms.com

NBS for NBS specifications please refer to our sales team.

Fittings

- Powder coated Blue RAL5005, Red RAL3020, Yellow RAL 1023



Indicator Bolt

- Building Regulations / DDA compliant
- Strong aluminium construction
- External emergency release
- Red / white indicators



Pedestal

- Strong aluminium construction
- Anti tamper through fixings
- 150mm clearance +/- 15mm



Cleat

- Pressed aluminium construction
- Anti tamper through fixings
- Caters for out of line walls



Hinges

- Strong aluminium construction
- Anti-finger trap
- Adjustable for door to fall close / open



Coat Hook

- 85mm projection
- With integral buffer



Headrail

- 38 x 22 x 3mm L section aluminium extrusion or
- 47 x 19 x 3mm U section for 12mm Compact
- Blue powder coated

IGLOOS Ltd, Cherry Park, Ardeley, Stevenage, Hertfordshire, SG2 7AH

+44 (0) 1438 861418 design@iglooswashrooms.com www.iglooswashrooms.com

All details are correct at time of print. IGLOOS Washrooms reserve the right to change or alter specifications without notice.