



## ISLINGTON LOCKER

Create Practical and Stylish Storage for Shared Spaces

The Islington Locker is a premium, high-density bike locker designed to enhance End of Trip facilities for offices, residential, and commercial spaces in London and the UK. Its compact design maximises space while keeping clutter to a minimum, providing a secure and organised solution for personal belongings, electronics, and cycling gear. The Islington is perfect for architects and specifiers seeking a specification-ready, modern storage solution with integrated USB charging, flexible locking options, and various finish choices. Its robust construction ensures durability in high-traffic areas, while its stylish design complements any environment. Optimised for B2B specifiers, the locker supports active commuting initiatives and creates a user-friendly, safe, and organised space. Fully Made in Britain and BREEAM-compliant, it represents a long-term investment in your facilities' functionality and design appeal.

- › **High-Density Storage:** Ideal for busy communal areas and high-footfall buildings
- › **Secure Locking Options:** Selection of mechanical and electronic locks for maximum safety
- › **Integrated USB Charging:** Two ports per compartment, perfect for e-bikes, e-scooters, and devices
- › **Durable Construction:** High-pressure laminated MDF doors and moisture-resistant base
- › **Customisable Finishes:** Choose from a wide range of colours and finishes to suit any interior
- › **Specification-Ready:** CAD drawings, NBS links, and technical downloads for architects and contractors
- › **Made in Britain:** BSC-manufactured lockers with a 10-year warranty




# ISLINGTON LOCKER

The Islington Locker is a versatile storage solution designed for a wide range of commercial, residential, and public environments. Its high-density design, secure locking systems, and integrated USB charging ports make it ideal for modern end-of-trip facilities, helping encourage active commuting.

## Customisation that Works for You

Every site is different which is why this locker is built to adapt:

- › **Dimensions:** 300mm W x 2000mm H x 600mm D
- › **Compartment Dimensions:** 6 tiers: 215mm H x 576mm D x 264mm W
- › **Door Material:** High-pressure laminated MDF or SGL doors, 18mm thick
- › **Carcass Options:** MFC or powder-coated aluminium
- › **Locking Systems:** Mechanical cam locks, padlocks, digital keypad locks, RFID options
- › **Ventilation:** Optional ventilated doors and/or rear ventilation



## LOCKING OPTIONS



Padlock Cam



Key Cam Lock



KL15 Kitlock Digi Lock




Ojmar Lockr Combi




Ojmar OCS Pro



Ojmar OCS Smart  
Phone Lock



Central Managed  
RFID Solutions



Ojmar OCS Pulse

## Lead Times

4 – 6 Weeks

*\*For quicker delivery contact us*

**Need help with installation?**

We offer a full installation service

[hello@thebikestoragecompany.co.uk](mailto:hello@thebikestoragecompany.co.uk)

# DOWNLOADS LIBRARY

For more information on our product specifications, colours and finishes view our product downloads library online.

ACHIEVE BREEAM  
ACCREDITATION  
BRITISH MADE  
PRODUCTS



**0800 246 1723**

[www.thebikestoragecompany.co.uk](http://www.thebikestoragecompany.co.uk)

[hello@thebikestoragecompany.co.uk](mailto:hello@thebikestoragecompany.co.uk)

107-108 Harbour Yard, London, SW10 0XD