

	<i>R21</i>	<i>R22</i>	<i>R23</i>	<i>R24</i>	<i>R26</i>	<i>R31</i>	<i>R32</i>	<i>BCP</i>	<i>TP</i>
Insert type	2 way Rocker	2 way Rocker	2 way Rocker	2 way Rocker	2 way Rocker	Intermediate Rocker	Intermediate Rocker	Push to Make Rocker	Rocker
Plate material (see general notes)	Metal (2 part)	Metal (2 part)	Metal (2 part)	Metal (2 part)	Metal (2 part)	Metal (2 part)	Metal (2 part)	Metal (2 part)	Metal (2 part)
Size (single) height	95.5mm	95.5mm	95.5mm			95.5mm	95.5mm	95.5mm	95.5mm
Size (single) width	95.5mm	95.5mm	95.5mm			95.5mm	95.5mm	95.5mm	95.5mm
Size (single) depth	4.2mm	4.2mm	4.2mm			4.2mm	4.2mm	4.2mm	4.2mm
Size (double) height				95.5mm	95.5mm				
Size (double) width				154.5mm	154.5mm				
Size (double) depth				4.2mm	4.2mm				
Box fixing hole centres	60.3mm	60.3mm	60.3mm	120.6mm	120.6mm	60.3mm	60.3mm	60.3mm	60.3mm
Grid fixing hole centres									
Minimum wall box depth	35mm	35mm	35mm	35mm	35mm	35mm	35mm	35mm	35mm
Wattage									
Current Rating	10AX	10AX	10AX	10AX	10AX	10AX	10AX	10AX	10A
Voltage	250V AC	250V AC	250V AC	250V AC	250V AC	250V AC	250V AC	250V AC	250V AC
Max load	10amp inductive	10amp inductive	10amp inductive	10amp inductive	10amp inductive	10amp inductive	10amp inductive	10amp inductive	10amp
Hz	50/60Hz	50/60Hz	50/60Hz	50/60Hz	50/60Hz	50/60Hz	50/60Hz	50/60Hz	50/60Hz
IP rating	IP2XD	IP2XD	IP2XD	IP2XD	IP2XD	IP2XD	IP2XD	IP2XD	IP2XD
Poles	1	1	1	1	1	1	1	1	3
Contact Gap Minimum	3mm	3mm	3mm	3mm	3mm	3mm	3mm	3mm	3mm
Terminal Capacity	5 x 1mm ²	5 x 1mm ²	5 x 1mm ²	5 x 1mm ²	5 x 1mm ²	5 x 1mm ²	5 x 1mm ²	5 x 1mm ²	5 x 1mm ²
	4 x 1.5mm ²	4 x 1.5mm ²	4 x 1.5mm ²	4 x 1.5mm ²	4 x 1.5mm ²	4 x 1.5mm ²	4 x 1.5mm ²	4 x 1.5mm ²	4 x 1.5mm ²
	1 x 2.5mm ²	1 x 2.5mm ²	1 x 2.5mm ²	1 x 2.5mm ²	1 x 2.5mm ²	1 x 2.5mm ²	1 x 2.5mm ²	1 x 2.5mm ²	1 x 2.5mm ²
	1 x 4mm ² Multi-Strand	1 x 4mm ² Multi-Strand	1 x 4mm ² Multi-Strand	1 x 4mm ² Multi-Strand	1 x 4mm ² Multi-Strand	1 x 4mm ² Multi-Strand	1 x 4mm ² Multi-Strand	1 x 4mm ² Multi-Strand	1 x 4mm ² Multi-Strand
Earth Terminal Capacity	1 x 6mm ²	1 x 6mm ²	1 x 6mm ²	1 x 6mm ²	1 x 6mm ²	1 x 6mm ²	1 x 6mm ²	1 x 6mm ²	1 x 6mm ²
	5 x 1mm ²	5 x 1mm ²	5 x 1mm ²	5 x 1mm ²	5 x 1mm ²	5 x 1mm ²	5 x 1mm ²	5 x 1mm ²	5 x 1mm ²
	4 x 1.5mm ²	4 x 1.5mm ²	4 x 1.5mm ²	4 x 1.5mm ²	4 x 1.5mm ²	4 x 1.5mm ²	4 x 1.5mm ²	4 x 1.5mm ²	4 x 1.5mm ²
	3 x 2.5mm ²	3 x 2.5mm ²	3 x 2.5mm ²	3 x 2.5mm ²	3 x 2.5mm ²	3 x 2.5mm ²	3 x 2.5mm ²	3 x 2.5mm ²	3 x 2.5mm ²
Product Class 1	1 x 4mm ² Multi-Strand	1 x 4mm ² Multi-Strand	1 x 4mm ² Multi-Strand	1 x 4mm ² Multi-Strand	1 x 4mm ² Multi-Strand	1 x 4mm ² Multi-Strand	1 x 4mm ² Multi-Strand	1 x 4mm ² Multi-Strand	1 x 4mm ² Multi-Strand
	1 x 6mm ²	1 x 6mm ²	1 x 6mm ²	1 x 6mm ²	1 x 6mm ²	1 x 6mm ²	1 x 6mm ²	1 x 6mm ²	1 x 6mm ²
Product Class 1	Must be earthed	Must be earthed	Must be earthed	Must be earthed	Must be earthed	Must be earthed	Must be earthed	Must be earthed	Must be earthed
Ambient Operating Temperature	-5° to +40°C	-5° to +40°C	-5° to +40°C	-5° to +40°C	-5° to +40°C	-5° to +40°C	-5° to +40°C	-5° to +40°C	-5° to +40°C
Recommended Location	Indoor use only	Indoor use only	Indoor use only	Indoor use only	Indoor use only	Indoor use only	Indoor use only	Indoor use only	Indoor use only
Max installation Altitude	2000m	2000m	2000m	2000m	2000m	2000m	2000m	2000m	2000m
BS EN ISO Standard	BS EN 60669-1	BS EN 60669-1	BS EN 60669-1	BS EN 60669-1	BS EN 60669-1	BS EN 60669-1	BS EN 60669-1	BS EN 60669-1	BS EN 60669-1


	<i>R21/20</i>	<i>R22/20</i>	<i>R23/20</i>	<i>R24/20</i>	<i>R31/20</i>	<i>R32/20</i>	<i>S21</i>	<i>S22</i>	<i>S23</i>	<i>S24</i>	<i>S31</i>
Insert type	2 way Rocker	2 way Rocker	2 way Rocker	2 way Rocker	Intermediate Rocker	Intermediate Rocker	2 way Dolly	2 way Dolly	2 way Dolly	2 way Dolly	Intermediate Dolly
Plate material (see general notes)	Metal (2 part)	Metal (2 part)	Metal (2 part)	Metal (2 part)	Metal (2 part)	Metal (2 part)	Metal (2 part)	Metal (2 part)	Metal (2 part)	Metal (2 part)	Metal (2 part)
Size (single) height	95.5mm	95.5mm			95.5mm	95.5mm	95.5mm	95.5mm			95.5mm
Size (single) width	95.5mm	95.5mm			95.5mm	95.5mm	95.5mm	95.5mm			95.5mm
Size (single) depth	4.2mm	4.2mm			4.2mm	4.2mm	4.2mm	4.2mm			4.2mm
Size (double) height			95.5mm	95.5mm					95.5mm	95.5mm	
Size (double) width			154.5mm	154.5mm					154.5mm	154.5mm	
Size (double) depth			4.2mm	4.2mm					4.2mm	4.2mm	
Box fixing hole centres	60.3mm	60.3mm	120.6mm	120.6mm	60.3mm	60.3mm	60.3mm	60.3mm	120.6mm	120.6mm	60.3mm
Grid fixing hole centres											
Minimum wall box depth	35mm	35mm	35mm	35mm	35mm	35mm	35mm	35mm	35mm	35mm	35mm
Wattage											
Current Rating	20AX	20AX	20AX	20AX	20AX	20AX	20AX	20AX	20AX	20AX	20AX
Voltage	250V AC	250V AC	250V AC	250V AC	250V AC	250V AC	250V AC	250V AC	250V AC	250V AC	250V AC
Max load	20amp inductive	20amp inductive	20amp inductive	20amp inductive	20amp inductive	20amp inductive	20amp inductive	20amp inductive	20amp inductive	20amp inductive	20amp inductive
Hz	50/60Hz	50/60Hz	50/60Hz	50/60Hz	50/60Hz	50/60Hz	50/60Hz	50/60Hz	50/60Hz	50/60Hz	50/60Hz
IP rating	IP2XD	IP2XD	IP2XD	IP2XD	IP2XD	IP2XD	IP2XD	IP2XD	IP2XD	IP2XD	IP2XD
Poles	1	1	1	1	1	1	1	1	1	1	1
Contact Gap Minimum	3mm	3mm	3mm	3mm	3mm	3mm	3mm	3mm	3mm	3mm	3mm
Terminal Capacity	5 x 1mm ²	5 x 1mm ²	5 x 1mm ²	5 x 1mm ²	5 x 1mm ²	5 x 1mm ²	5 x 1mm ²	5 x 1mm ²	5 x 1mm ²	5 x 1mm ²	5 x 1mm ²
	4 x 1.5mm ²	4 x 1.5mm ²	4 x 1.5mm ²	4 x 1.5mm ²	4 x 1.5mm ²	4 x 1.5mm ²	4 x 1.5mm ²	4 x 1.5mm ²	4 x 1.5mm ²	4 x 1.5mm ²	4 x 1.5mm ²
	2 x 2.5mm ²	2 x 2.5mm ²	2 x 2.5mm ²	2 x 2.5mm ²	2 x 2.5mm ²	2 x 2.5mm ²	2 x 2.5mm ²	2 x 2.5mm ²	2 x 2.5mm ²	2 x 2.5mm ²	2 x 2.5mm ²
	2 x 4mm ² Multi-Strand	2 x 4mm ² Multi-Strand	2 x 4mm ² Multi-Strand	2 x 4mm ² Multi-Strand	2 x 4mm ² Multi-Strand	2 x 4mm ² Multi-Strand	2 x 4mm ² Multi-Strand	2 x 4mm ² Multi-Strand	2 x 4mm ² Multi-Strand	2 x 4mm ² Multi-Strand	2 x 4mm ² Multi-Strand
Earth Terminal Capacity	1 x 6mm ²	1 x 6mm ²	1 x 6mm ²	1 x 6mm ²	1 x 6mm ²	1 x 6mm ²	1 x 6mm ²	1 x 6mm ²	1 x 6mm ²	1 x 6mm ²	1 x 6mm ²
	6 x 1mm ²	6 x 1mm ²	6 x 1mm ²	6 x 1mm ²	6 x 1mm ²	6 x 1mm ²	6 x 1mm ²	6 x 1mm ²	6 x 1mm ²	6 x 1mm ²	6 x 1mm ²
	5 x 1.5mm ²	5 x 1.5mm ²	5 x 1.5mm ²	5 x 1.5mm ²	5 x 1.5mm ²	5 x 1.5mm ²	5 x 1.5mm ²	5 x 1.5mm ²	5 x 1.5mm ²	5 x 1.5mm ²	5 x 1.5mm ²
	3 x 2.5mm ²	3 x 2.5mm ²	3 x 2.5mm ²	3 x 2.5mm ²	3 x 2.5mm ²	3 x 2.5mm ²	3 x 2.5mm ²	3 x 2.5mm ²	3 x 2.5mm ²	3 x 2.5mm ²	3 x 2.5mm ²
	2 x 4mm ² Multi-Strand	2 x 4mm ² Multi-Strand	2 x 4mm ² Multi-Strand	2 x 4mm ² Multi-Strand	2 x 4mm ² Multi-Strand	2 x 4mm ² Multi-Strand	2 x 4mm ² Multi-Strand	2 x 4mm ² Multi-Strand	2 x 4mm ² Multi-Strand	2 x 4mm ² Multi-Strand	2 x 4mm ² Multi-Strand
	1 x 6mm ²	1 x 6mm ²	1 x 6mm ²	1 x 6mm ²	1 x 6mm ²	1 x 6mm ²	1 x 6mm ²	1 x 6mm ²	1 x 6mm ²	1 x 6mm ²	1 x 6mm ²
Product Class 1	Must be earthed	Must be earthed	Must be earthed	Must be earthed	Must be earthed	Must be earthed	Must be earthed	Must be earthed	Must be earthed	Must be earthed	Must be earthed
Ambient Operating Temperature	-5° to +40°C	-5° to +40°C	-5° to +40°C	-5° to +40°C	-5° to +40°C	-5° to +40°C	-5° to +40°C	-5° to +40°C	-5° to +40°C	-5° to +40°C	-5° to +40°C
Recommended Location	Indoor use only	Indoor use only	Indoor use only	Indoor use only	Indoor use only	Indoor use only	Indoor use only	Indoor use only	Indoor use only	Indoor use only	Indoor use only
Max installation Altitude	2000m	2000m	2000m	2000m	2000m	2000m	2000m	2000m	2000m	2000m	2000m
BS EN ISO Standard	BS EN 60669-1	BS EN 60669-1	BS EN 60669-1	BS EN 60669-1	BS EN 60669-1	BS EN 60669-1	BS EN 60669-1	BS EN 60669-1	BS EN 60669-1	BS EN 60669-1	BS EN 60669-1

	<i>K21</i>	<i>K21ELT</i>	<i>C11</i>	<i>SS1</i>	<i>SS2</i>	<i>US2</i>	<i>US5</i>	<i>SHS</i>
Insert type	Key switch	Key switch - EMG LTG TEST	Card Switch	Switched Socket	Switched Socket	Unswitched Socket	Unswitched Socket	Shaver Socket (<i>Vertical</i>)
Plate material (see general notes)	Metal (2 part)	Metal (2 part)	Metal (2 part)	Metal (2 part)	Metal (2 part)	Metal (2 part)	Metal (2 part)	Metal (2 part)
Size (single) height	95.5mm	95.5mm	95.5mm	95.5mm		95.5mm	95.5mm	
Size (single) width	95.5mm	95.5mm	95.5mm	95.5mm		95.5mm	95.5mm	
Size (single) depth	4.2mm	4.2mm	4.2mm	4.2mm		4.2mm	4.2mm	
Size (double) height					95.5mm			154.5mm V
Size (double) width					154.5mm			95.5mm
Size (double) depth					4.2mm			4.2mm
Box fixing hole centres	60.3mm	60.3mm	60.3mm	60.3mm	120.6mm	60.3mm	60.3mm	120.6mm
Grid fixing hole centres								
Minimum wall box depth	35mm	35mm	35mm	35mm	35mm	35mm	35mm	47mm
Wattage								
Current Rating	20AX	20AX	10A (6AX)	13A	13A	2A	5A	20VA
Voltage	250V AC	250V AC	230V AC	250V AC	250V AC	250V AC	250V AC	250V AC
Max load	20amp inductive	20amp inductive	10amp (6amp inductive)	13 amps	13 amps	2 amps	5 amps	250v input; 115/230v output
Hz	50/60Hz	50/60Hz	50/60Hz	50/60Hz	50/60Hz	50/60Hz	50/60Hz	50/60Hz
IP rating	IP2XD	IP2XD	IP2XD	IP2XD	IP2XD	IP2XD	IP2XD	IP2XD
Poles	1	1	1	2 + Earth	2 + Earth	2 + Earth	2 + Earth	2
Contact Gap Minimum	3mm	3mm	MICRO GAP	3mm	3mm	n/a	n/a	n/a
Terminal Capacity	5 x 1mm ²	5 x 1mm ²	3 x 1mm ²	4 x 2.5mm ²	4 x 2.5mm ²	5 x 1mm ²	5 x 1mm ²	5 x 1mm ²
	4 x 1.5mm ²	4 x 1.5mm ²	2 x 1.5mm ²	3 x 4mm ²	3 x 4mm ²	4 x 1.5mm ²	4 x 1.5mm ²	4 x 1.5mm ²
	2 x 2.5mm ²	2 x 2.5mm ²	1 x 2.5mm ²	2 x 6mm ² Multi-Strand	2 x 6mm ² Multi-Strand	2 x 2.5mm ²	2 x 2.5mm ²	3 x 2.5mm ²
	2 x 4mm ² Multi-Strand	2 x 4mm ² Multi-Strand		1 x 10mm ²	1 x 10mm ²	1 x 4mm ²	1 x 4mm ²	2 x 4mm ² Multi-Strand
	1 x 6mm ²	1 x 6mm ²						1 x 6mm ²
Earth Terminal Capacity	6 x 1mm ²	6 x 1mm ²	5 x 1mm ²	4 x 2.5mm ²	4 x 2.5mm ²	5 x 1mm ²	5 x 1mm ²	9 x 1mm ²
	5 x 1.5mm ²	5 x 1.5mm ²	4 x 1.5mm ²	3 x 4mm ²	3 x 4mm ²	4 x 1.5mm ²	4 x 1.5mm ²	6 x 1.5mm ²
	3 x 2.5mm ²	3 x 2.5mm ²	3 x 2.5mm ²	2 x 6mm ² Multi-Strand	2 x 6mm ² Multi-Strand	2 x 2.5mm ²	2 x 2.5mm ²	4 x 2.5mm ²
	2 x 4mm ² Multi-Strand	2 x 4mm ² Multi-Strand	1 x 4mm ² Multi-Strand	1 x 10mm ²	1 x 10mm ²	1 x 4mm ²	1 x 4mm ²	2 x 4mm ² Multi-Strand
	1 x 6mm ²	1 x 6mm ²	1 x 6mm ²					1 x 6mm ²
Product Class 1	Must be earthed	Must be earthed	Must be earthed	Must be earthed	Must be earthed	Must be earthed	Must be earthed	Must be earthed
Ambient Operating Temperature	-5° to +40°C	-5° to +40°C	-5° to +40°C	-5° to +40°C	-5° to +40°C	-5° to +40°C	-5° to +40°C	-5° to +40°C
Recommended Location	Indoor use only	Indoor use only	Indoor use only	Indoor use only	Indoor use only	Indoor use only	Indoor use only	Indoor use only
Max installation Altitude	2000m	2000m	2000m	2000m	2000m	2000m	2000m	2000m
BS EN ISO Standard	BS EN 60669-1	BS EN 60669-1	BS EN 60669-2-3	BS 1363	BS 1363	BS 546	BS 546	BS EN 61558 - BS 4573

	<i>TV</i>	<i>TVFM</i>	<i>TVI</i>	<i>TV+SAT</i>	<i>SAT</i>	<i>SAT1</i>	<i>D6TVF</i>	<i>D6TVM</i>	<i>D6SAT</i>	<i>D6TRI</i>
Insert type	Aerial socket	Aerial socket	Aerial socket	Aerial socket	Aerial socket	Aerial socket	Digital Aerial socket	Digital Aerial socket	Digital Aerial socket	Digital Aerial socket
Plate material (see general notes)	Metal (2 part)	Metal (2 part)	Metal (2 part)	Metal (2 part)	Metal (2 part)	Metal (2 part)	Metal (2 part)	Metal (2 part)	Metal (2 part)	Metal (2 part)
Size (single) height	95.5mm	95.5mm	95.5mm	95.5mm	95.5mm	95.5mm	95.5mm	95.5mm	95.5mm	95.5mm
Size (single) width	95.5mm	95.5mm	95.5mm	95.5mm	95.5mm	95.5mm	95.5mm	95.5mm	95.5mm	95.5mm
Size (single) depth	4.2mm	4.2mm	4.2mm	4.2mm	4.2mm	4.2mm	4.2mm	4.2mm	4.2mm	4.2mm
Size (double) height										
Size (double) width										
Size (double) depth										
Box fixing hole centres	60.3mm	60.3mm	60.3mm	60.3mm	60.3mm	60.3mm	60.3mm	60.3mm	60.3mm	60.3mm
Grid fixing hole centres										
Minimum wall box depth	25mm	25mm	25mm	35mm	35mm	35mm	35mm	35mm	35mm	35mm
Wattage										
Current Rating										
Voltage										
Max load										
Hz										
IP rating	IP2XD	IP2XD	IP2XD	IP2XD	IP2XD	IP2XD	IP2XD	IP2XD	IP2XD	IP2XD
Poles										
Contact Gap Minimum										
Terminal Capacity										
Earth Terminal Capacity	5 x 1mm ²	5 x 1mm ²	5 x 1mm ²	5 x 1mm ²	5 x 1mm ²	5 x 1mm ²	5 x 1mm ²	5 x 1mm ²	5 x 1mm ²	5 x 1mm ²
	4 x 1.5mm ²	4 x 1.5mm ²	4 x 1.5mm ²	4 x 1.5mm ²	4 x 1.5mm ²	4 x 1.5mm ²	4 x 1.5mm ²	4 x 1.5mm ²	4 x 1.5mm ²	4 x 1.5mm ²
	3 x 2.5mm ²	3 x 2.5mm ²	3 x 2.5mm ²	3 x 2.5mm ²	3 x 2.5mm ²	3 x 2.5mm ²	3 x 2.5mm ²	3 x 2.5mm ²	3 x 2.5mm ²	3 x 2.5mm ²
	1 x 4mm ² Multi-Strand 1 x 6mm ²	1 x 4mm ² Multi-Strand 1 x 6mm ²	1 x 4mm ² Multi-Strand 1 x 6mm ²	1 x 4mm ² Multi-Strand 1 x 6mm ²	1 x 4mm ² Multi-Strand 1 x 6mm ²	1 x 4mm ² Multi-Strand 1 x 6mm ²	1 x 4mm ² Multi-Strand 1 x 6mm ²	1 x 4mm ² Multi-Strand 1 x 6mm ²	1 x 4mm ² Multi-Strand 1 x 6mm ²	1 x 4mm ² Multi-Strand 1 x 6mm ²
Product Class 1	Must be earthed if supply cable has metallic sheath									
Ambient Operating Temperature	-5° to +40°C	-5° to +40°C	-5° to +40°C	-5° to +40°C	-5° to +40°C	-5° to +40°C	-5° to +40°C	-5° to +40°C	-5° to +40°C	-5° to +40°C
Recommended Location	Indoor use only	Indoor use only	Indoor use only	Indoor use only	Indoor use only	Indoor use only	Indoor use only	Indoor use only	Indoor use only	Indoor use only
Max installation Altitude	2000m	2000m	2000m	2000m	2000m	2000m	2000m	2000m	2000m	2000m
BS EN ISO Standard										
Note Mains operated and extra low voltage products must not be installed in the same face plate aperture. When installing within the same back box, phase barriers MUST be used to separate the two voltages. See BS 7671 Wiring regulations for further details.										

	<i>DGENT</i>	<i>ENT+TVF+TCS</i>	<i>TCM</i>	<i>TCS</i>	<i>RJ12</i>	<i>RJ12/2</i>	<i>RJ45</i>	<i>RJ45/2</i>
Insert type	Digital Aerial socket	Digital Aerial socket	Telephone Master socket	Telephone Slave socket	6 wire Telephone socket	6 wire double Telephone socket	8 wire Data socket - CAT 5E	8 wire double Data socket - CAT 5E
Plate material (see general notes)	Metal (2 part)	Metal (2 part)	Metal (2 part)	Metal (2 part)	Metal (2 part)	Metal (2 part)	Metal (2 part)	Metal (2 part)
Size (single) height	95.5mm		95.5mm	95.5mm	95.5mm	95.5mm	95.5mm	95.5mm
Size (single) width	95.5mm		95.5mm	95.5mm	95.5mm	95.5mm	95.5mm	95.5mm
Size (single) depth	4.2mm		4.2mm	4.2mm	4.2mm	4.2mm	4.2mm	4.2mm
Size (double) height		95.5mm						
Size (double) width		154.5mm						
Size (double) depth		4.2mm						
Box fixing hole centres	60.3mm	120.6mm	60.3mm	60.3mm	60.3mm	60.3mm	60.3mm	60.3mm
Grid fixing hole centres								
Minimum wall box depth	35mm	35mm	25mm	25mm	35mm	35mm	35mm	35mm
Wattage								
Current Rating								
Voltage								
Max load								
Hz								
IP rating	IP2XD	IP2XD	IP2XD	IP2XD	IP2XD	IP2XD	IP2XD	IP2XD
Poles								
Contact Gap Minimum								
Terminal Capacity								
Earth Terminal Capacity	5 x 1mm ²	5 x 1mm ²	5 x 1mm ²	5 x 1mm ²	5 x 1mm ²	5 x 1mm ²	5 x 1mm ²	5 x 1mm ²
	4 x 1.5mm ²	4 x 1.5mm ²	4 x 1.5mm ²	4 x 1.5mm ²	4 x 1.5mm ²	4 x 1.5mm ²	4 x 1.5mm ²	4 x 1.5mm ²
	3 x 2.5mm ²	3 x 2.5mm ²	3 x 2.5mm ²	3 x 2.5mm ²	3 x 2.5mm ²	3 x 2.5mm ²	3 x 2.5mm ²	3 x 2.5mm ²
	1 x 4mm ² Multi-Strand 1 x 6mm ²	1 x 4mm ² Multi-Strand 1 x 6mm ²	1 x 4mm ² Multi-Strand 1 x 6mm ²	1 x 4mm ² Multi-Strand 1 x 6mm ²	1 x 4mm ² Multi-Strand 1 x 6mm ²	1 x 4mm ² Multi-Strand 1 x 6mm ²	1 x 4mm ² Multi-Strand 1 x 6mm ²	1 x 4mm ² Multi-Strand 1 x 6mm ²
Product Class 1	Must be earthed if supply cable has metallic sheath							
Ambient Operating Temperature	-5° to +40°C	-5° to +40°C	-5° to +40°C	-5° to +40°C	-5° to +40°C	-5° to +40°C	-5° to +40°C	-5° to +40°C
Recommended Location	Indoor use only	Indoor use only	Indoor use only	Indoor use only	Indoor use only	Indoor use only	Indoor use only	Indoor use only
Max installation Altitude	2000m	2000m	2000m	2000m	2000m	2000m	2000m	2000m
BS EN ISO Standard								
Note Mains operated and extra low voltage products must not be installed in the same face plate aperture. When installing within the same back box , phase barriers MUST be used to separate the two voltages. See BS 7671 Wiring regulations for further details.								


	<i>DPN</i>	<i>45DPN</i>	<i>45SS1</i>	<i>SPN</i>	<i>FN</i>
Insert type	Rocker & neon	Red rocker & neon	Red rocker, neon & socket	Spur & Neon	Fuse with halo neon
Plate material (see general notes)	Metal (2 part)	Metal (2 part)	Metal (2 part)	Metal (2 part)	Metal (2 part)
Size (single) height	95.5mm	95.5mm		95.5mm	95.5mm
Size (single) width	95.5mm	95.5mm		95.5mm	95.5mm
Size (single) depth	4.2mm	4.2mm		4.2mm	4.2mm
Size (double) height			95.5mm		
Size (double) width			154.5mm		
Size (double) depth			4.2mm		
Box fixing hole centres	60.3mm	60.3mm	120.6mm	60.3mm	60.3mm
Grid fixing hole centres					
Minimum wall box depth	35mm	35mm	35mm	35mm	35mm
Wattage					
Current Rating	20AX	45amp	Switch 45amp; socket 13amp	13A	13A
Voltage	250V AC	250V AC	250V AC	250V AC	250V AC
Max load	20 amp	45 amp	Switch 45amp; socket 13amp	13 amp	13amp
Hz	50/60Hz	50/60Hz	50/60Hz	50/60Hz	50/60Hz
IP rating	IP2XD	IP2XD	IP2XD	IP2XD	IP2XD
Poles	2	2	2	2	n/a
Contact Gap Minimum	3mm	3mm	3mm	3mm	n/a
Terminal Capacity	3 x 2.5mm ²	3 x 6mm ²	3 x 6mm ²	3 x 2.5mm ²	5 x 1mm ²
	2 x 4mm ² Multi-Strand	2 x 10mm ²	2 x 10mm ²	2 x 4mm ² Multi-Strand	4 x 1.5mm ²
	1 x 6mm ²	1 x 16mm ²	1 x 16mm ²	1 x 6mm ²	3 x 2.5mm ²
					1 x 4mm ² Multi-Strand
Earth Terminal Capacity	6 x 1mm ²	3 x 6mm ²	3 x 6mm ²	6 x 1mm ²	6 x 1mm ²
	5 x 1.5mm ²	2 x 10mm ²	2 x 10mm ²	5 x 1.5mm ²	5 x 1.5mm ²
	3 x 2.5mm ²	1 x 16mm ²	1 x 16mm ²	3 x 2.5mm ²	3 x 2.5mm ²
	2 x 4mm ² Multi-Strand			2 x 4mm ² Multi-Strand	2 x 4mm ² Multi-Strand
	1 x 6mm ²			1 x 6mm ²	1 x 6mm ²
Product Class 1	Must be earthed	Must be earthed	Must be earthed	Must be earthed	Must be earthed
Ambient Operating Temperature	-5° to +40°C	-5° to +40°C	-5° to +40°C	-5° to +40°C	-5° to +40°C
Recommended Location	Indoor use only	Indoor use only	Indoor use only	Indoor use only	Indoor use only
Max installation Altitude	2000m	2000m	2000m	2000m	2000m
BS EN ISO Standard	BS EN 60669-1	BS EN 60669-1	BS 4177	BS 1363	BS 5733 (Supplied with Fuse Link to BS 1362)

	1x40	2x40	3x40	4x40	1x60	1x1k	1x2v	1x3v	
Insert type	Dimmer (resistive)*	Dimmer (resistive)*	Dimmer (resistive)*	Dimmer (resistive)*	Dimmer (resistive)*	Dimmer (resistive)*	Dimmer (inductive) ^f	Dimmer (inductive) ^f	
Plate material (see general notes)	Metal (2 part)	Metal (2 part)	Metal (2 part)	Metal (2 part)	Metal (2 part)	Metal (2 part)	Metal (2 part)	Metal (2 part)	
Size (single) height	95.5mm	95.5mm			95.5mm			95.5mm	
Size (single) width	95.5mm	95.5mm			95.5mm			95.5mm	
Size (single) depth	4.2mm	4.2mm			4.2mm			4.2mm	
Size (double) height			95.5mm	95.5mm			95.5mm		
Size (double) width			154.5mm	154.5mm			154.5mm		
Size (double) depth			4.2mm	4.2mm			4.2mm		
Box fixing hole centres	60.3mm	60.3mm	120.6mm	120.6mm	60.3mm	120.6mm	60.3mm	60.3mm	
Grid fixing hole centres									
Minimum wall box depth	35mm	35mm	35mm	35mm	35mm	35mm	35mm	35mm	
Wattage	400w	400w	400w	400w	600w	1kw	200va (low voltage)	300 va (low voltage)	
Current Rating	230V AC	230V AC	230V AC	1.30 amps per gang	2.5 amps	4.16 amps	0.8 amps	1.25 amps	
Voltage	230V AC	230V AC	230V AC	230V AC	240V AC	240V AC	240V AC	240V AC	
Max load	400w resistive	400w resistive per gang	400w resistive per gang	300w resistive per gang	600w resistive	1kw resistive	200va (low voltage)	300va (low voltage)	
Hz	50Hz	50Hz	50Hz	50Hz	50Hz	50Hz	50 Hz	50 Hz	
IP rating	IP2XD	IP2XD	IP2XD	IP2XD	IP2XD	IP2XD	IP2XD	IP2XD	
Poles	1	1	1	1	1	1	1	1	
Contact Gap Minimum	n/a	n/a	n/a	n/a	n/a	n/a	n/a	n/a	
Terminal Capacity	2 x 1mm ²	2 x 1mm ²	2 x 1mm ²	2 x 1mm ²	2 x 1mm ²	2 x 1mm ²	2 x 1mm ²	2 x 1mm ²	
	2 x 1.5mm ²	2 x 1.5mm ²	2 x 1.5mm ²	2 x 1.5mm ²	2 x 1.5mm ²	2 x 1.5mm ²	2 x 1.5mm ²	2 x 1.5mm ²	
Earth Terminal Capacity	5 x 1mm ²	5 x 1mm ²	5 x 1mm ²	5 x 1mm ²	5 x 1mm ²	5 x 1mm ²	5 x 1mm ²	5 x 1mm ²	
	4 x 1.5mm ²	4 x 1.5mm ²	4 x 1.5mm ²	4 x 1.5mm ²	4 x 1.5mm ²	4 x 1.5mm ²	4 x 1.5mm ²	4 x 1.5mm ²	
	3 x 2.5mm ²	3 x 2.5mm ²	3 x 2.5mm ²	3 x 2.5mm ²	3 x 2.5mm ²	3 x 2.5mm ²	3 x 2.5mm ²	3 x 2.5mm ²	
	1 x 4mm ² Multi-Strand 1 x 6mm ²	1 x 4mm ² Multi-Strand 1 x 6mm ²	1 x 4mm ² Multi-Strand 1 x 6mm ²	1 x 4mm ² Multi-Strand 1 x 6mm ²	1 x 4mm ² Multi-Strand 1 x 6mm ²	1 x 4mm ² Multi-Strand 1 x 6mm ²	1 x 4mm ² Multi-Strand 1 x 6mm ²	1 x 4mm ² Multi-Strand 1 x 6mm ²	1 x 4mm ² Multi-Strand 1 x 6mm ²
Product Class 1	When dimmer modules are fitted to a metal face plate, the face plate must be earthed								
Ambient Operating Temperature	-5° to +40°C	-5° to +40°C	-5° to +40°C	-5° to +40°C	-5° to +40°C	-5° to +40°C	-5° to +40°C	-5° to +40°C	
Recommended Location	Indoor use only	Indoor use only	Indoor use only	Indoor use only	Indoor use only	Indoor use only	Indoor use only	Indoor use only	
Max installation Altitude	2000m	2000m	2000m	2000m	2000m	2000m	2000m	2000m	
BS EN ISO Standard	BS EN 60669-2-1	BS EN 60669-2-1	BS EN 60669-2-1	BS EN 60669-2-1	BS 5518	BS5518	BS5518	BS5518	

* Denotes LEADING EDGE TECHNOLOGY DIMMERS. Resistive dimmers are suitable for control of incandescent lamps. When dimming GU10 type mains halogen or linear halogen lamps the dimmers are to be derated by 25%. When used for dimming low voltage electronic halogen transformers, it must be noted that the dimmer controls the primary side of the transformer. It is important that you seek advice from the transformer manufacturer that their transformers are suitable to be dimmed by a leading edge type dimmer and that it is compatible with a Hamilton manufactured, resistive, leading edge dimmer. Inductive dimmers are suitable for dimming Laminated or Toroidal type low voltage halogen transformers only.

	<i>1xTE25</i>	<i>2xTE25</i>	<i>3xTE25</i>	<i>4xTE25</i>	<i>1xTM25</i>	<i>2xTM25</i>	<i>3xTM25</i>	<i>4xTM25</i>	<i>1xTS</i>	<i>2xTS</i>	<i>3xTS</i>	<i>4xTS</i>	
Insert type	Dimmer (resistive and inductive)*	Dimmer (resistive and inductive)*	Dimmer (resistive and inductive)*	Dimmer (resistive and inductive)*	Dimmer (resistive and inductive)*	Dimmer (resistive and inductive)*	Dimmer (resistive and inductive)*	Dimmer (resistive and inductive)*	Dimmer (resistive and inductive)*	Touch Slave	Touch Slave	Touch Slave	Touch Slave
Plate material (see general notes)	Metal (2 part)	Metal (2 part)	Metal (2 part)	Metal (2 part)	Metal (2 part)	Metal (2 part)	Metal (2 part)	Metal (2 part)	Metal (2 part)	Metal (2 part)	Metal (2 part)	Metal (2 part)	Metal (2 part)
Size (single) height	95.5mm	95.5mm			95.5mm	95.5mm			95.5mm	95.5mm			
Size (single) width	95.5mm	95.5mm			95.5mm	95.5mm			95.5mm	95.5mm			
Size (single) depth	4.2mm	4.2mm			4.2mm	4.2mm			4.2mm	4.2mm			
Size (double) height			95.5mm	95.5mm			95.5mm	95.5mm			95.5mm	95.5mm	
Size (double) width			154.5mm	154.5mm			154.5mm	154.5mm			154.5mm	154.5mm	
Size (double) depth			4.2mm	4.2mm			4.2mm	4.2mm			4.2mm	4.2mm	
Box fixing hole centres	60.3mm	60.3mm	120.6mm	120.6mm	60.3mm	60.3mm	120.6mm	120.6mm	60.3mm	60.3mm	120.6mm	120.6mm	
Grid fixing hole centres													
Minimum wall box depth	35mm	35mm	35mm	35mm	35mm	35mm	35mm	35mm	35mm	35mm	35mm	35mm	
Wattage	250W Resistive 210VA Inductive	250W Resistive 210VA Inductive	250W Resistive 210VA Inductive	250W Resistive 210VA Inductive	250W Resistive 210VA Inductive	250W Resistive 210VA Inductive	250W Resistive 210VA Inductive	250W Resistive 210VA Inductive	N/A	N/A	N/A	N/A	
Current Rating	1.1 amps per gang	1.1 amps per gang	1.1 amps per gang	1.1 amps per gang	1.1 amps per gang	1.1 amps per gang	1.1 amps per gang	1.1 amps per gang	n/a	n/a	n/a	n/a	
Voltage	230V AC	230V AC	230V AC	230V AC	230V AC	230V AC	230V AC	230V AC	230V AC	230V AC	230V AC	230V AC	
Max load	250W Resistive 210VA Inductive	250W Resistive per gang 210VA Inductive per gang	250W Resistive per gang 210VA Inductive per gang	250W Resistive per gang 210VA Inductive per gang	250W Resistive 210VA Inductive	250W Resistive per gang 210VA Inductive per gang	250W Resistive per gang 210VA Inductive per gang	250W Resistive per gang 210VA Inductive per gang	N/A	N/A	N/A	N/A	
Hz	50Hz	50Hz	50Hz	50Hz	50Hz	50Hz	50Hz	50Hz	50Hz	50Hz	50Hz	50Hz	
IP rating	IP20	IP20	IP20	IP20	IP20	IP20	IP20	IP20	IP20	IP20	IP20	IP20	
Poles	1	1	1	1	n/a	n/a	n/a	n/a	n/a	n/a	n/a	n/a	
Contact Gap Minimum	n/a	n/a	n/a	n/a	n/a	n/a	n/a	n/a	n/a	n/a	n/a	n/a	
Terminal Capacity	2 x 1mm ²	2 x 1mm ²	2 x 1mm ²	2 x 1mm ²	2 x 1mm ²	2 x 1mm ²	2 x 1mm ²	2 x 1mm ²	2 x 1mm ²	2 x 1mm ²	2 x 1mm ²	2 x 1mm ²	
	2 x 1.5mm ²	2 x 1.5mm ²	2 x 1.5mm ²	2 x 1.5mm ²	2 x 1.5mm ²	2 x 1.5mm ²	2 x 1.5mm ²	2 x 1.5mm ²	2 x 1.5mm ²	2 x 1.5mm ²	2 x 1.5mm ²	2 x 1.5mm ²	
Earth Terminal Capacity	5 x 1mm ²	5 x 1mm ²	5 x 1mm ²	5 x 1mm ²	5 x 1mm ²	5 x 1mm ²	5 x 1mm ²	5 x 1mm ²	5 x 1mm ²	5 x 1mm ²	5 x 1mm ²	5 x 1mm ²	
	4 x 1.5mm ²	4 x 1.5mm ²	4 x 1.5mm ²	4 x 1.5mm ²	4 x 1.5mm ²	4 x 1.5mm ²	4 x 1.5mm ²	4 x 1.5mm ²	4 x 1.5mm ²	4 x 1.5mm ²	4 x 1.5mm ²	4 x 1.5mm ²	
	3 x 2.5mm ²	3 x 2.5mm ²	3 x 2.5mm ²	3 x 2.5mm ²	3 x 2.5mm ²	3 x 2.5mm ²	3 x 2.5mm ²	3 x 2.5mm ²	3 x 2.5mm ²	3 x 2.5mm ²	3 x 2.5mm ²	3 x 2.5mm ²	
	1 x 4mm ² Multi-Strand 1 x 6mm ²	1 x 4mm ² Multi-Strand 1 x 6mm ²	1 x 4mm ² Multi-Strand 1 x 6mm ²	1 x 4mm ² Multi-Strand 1 x 6mm ²	1 x 4mm ² Multi-Strand 1 x 6mm ²	1 x 4mm ² Multi-Strand 1 x 6mm ²	1 x 4mm ² Multi-Strand 1 x 6mm ²	1 x 4mm ² Multi-Strand 1 x 6mm ²	1 x 4mm ² Multi-Strand 1 x 6mm ²	1 x 4mm ² Multi-Strand 1 x 6mm ²	1 x 4mm ² Multi-Strand 1 x 6mm ²	1 x 4mm ² Multi-Strand 1 x 6mm ²	
Product Class 1	When dimmer modules are fitted to a metal face plate, the face plate must be earthed								When slave modules are fitted to a metal face plate, the face plate must be earthed				
Ambient Operating Temperature	-5° to +40°C	-5° to +40°C	-5° to +40°C	-5° to +40°C	-5° to +40°C	-5° to +40°C	-5° to +40°C	-5° to +40°C	-5° to +40°C	-5° to +40°C	-5° to +40°C	-5° to +40°C	
Recommended Location	Indoor use only	Indoor use only	Indoor use only	Indoor use only	Indoor use only	Indoor use only	Indoor use only	Indoor use only	Indoor use only	Indoor use only	Indoor use only	Indoor use only	
Max installation Altitude	2000m	2000m	2000m	2000m	2000m	2000m	2000m	2000m	2000m	2000m	2000m	2000m	
BS EN ISO Standard	BS EN 60669-2-1	BS EN 60669-2-1	BS EN 60669-2-1	BS EN 60669-2-1	BS EN 60669-2-1	BS EN 60669-2-1	BS EN 60669-2-1	BS EN 60669-2-1	BS EN 60669-2-1	BS EN 60669-2-1	BS EN 60669-2-1	BS EN 60669-2-1	

* Denotes TRAILING EDGE TECHNOLOGY DIMMERS. Are suitable for control of both resistive and inductive loads. When used for dimming low voltage electronic halogen transformers, it must be noted that the dimmer controls the primary side of the transformer. It is important that you seek advice from the transformer manufacturer that their transformers are suitable to be dimmed by a trailing edge type dimmer and that it is compatible with a Hamilton manufactured, trailing edge dimmer.

	<i>BPS</i>	<i>BPD</i>	<i>EURO2</i>	<i>EURO4</i>
Insert type	Single blank plate	Double blank plate	Single plate with Eurodata cutout	Double plate with Eurodata cut out
Plate material (see general notes)	Metal (2 part)	Metal (2 part)	Metal (2 part)	Metal (2 part)
Size (single) height	95.5mm		95.5mm	
Size (single) width	95.5mm		95.5mm	
Size (single) depth	4.2mm		4.2mm	
Size (double) height		95.5mm		95.5mm
Size (double) width		154.5mm		154.5mm
Size (double) depth		4.2mm		4.2mm
Box fixing hole centres	60.3mm	120.6mm	60.3mm	120.6mm
Grid fixing hole centres				
Minimum wall box depth				
Wattage				
Current Rating				
Voltage				
Max load				
Hz				
IP rating				
Poles				
Contact Gap Minimum				
Terminal Capacity				
Earth Terminal Capacity	5 x 1mm ²	5 x 1mm ²	5 x 1mm ²	5 x 1mm ²
	4 x 1.5mm ²	4 x 1.5mm ²	4 x 1.5mm ²	4 x 1.5mm ²
	3 x 2.5mm ²	3 x 2.5mm ²	3 x 2.5mm ²	3 x 2.5mm ²
	1 x 4mm ² Multi-Strand	1 x 4mm ² Multi-Strand	1 x 4mm ² Multi-Strand	1 x 4mm ² Multi-Strand
	1 x 6mm ²	1 x 6mm ²	1 x 6mm ²	1 x 6mm ²
Product Class 1				
Ambient Operating Temperature				
Recommended Location	Indoor use only	Indoor use only	Indoor use only	Indoor use only
Max installation Altitude	2000m	2000m	2000m	2000m
BS EN ISO Standard				