

ECOPHON MASTER™ SQ

Ecophon Master™ SQ has bonded tiles directly to the soffit surface. Installed with a gap between each tile the result is a ceiling with a smooth appearance. Suitable for schools, open plan offices or other premises where strict demands are made on good acoustics.




Ecophon Master™ SQ




SYSTEM RANGE


Size, mm	600x600	1200x600
Direct	•	•
Thickness	40	40
Inst. Diagr.	M106	M106



Master SQ tile



Section of Master SQ system



Master SQ system

TYPE OF APPLICATION

- Healthcare
- Education
- Office

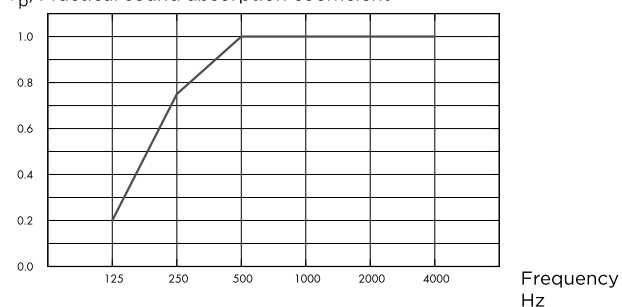


ACOUSTIC

Sound Absorption

Test results according to EN ISO 354. Classification according to EN ISO 11654.

α_p , Practical sound absorption coefficient



— Master SQ 40 mm, 43 mm o.d.s.
o.d.s = overall depth of system

THK mm	o.d.s. mm	α_p , Practical sound absorption coefficient						α_w	Sound absorption class
		125 Hz	250 Hz	500 Hz	1000 Hz	2000 Hz	4000 Hz		
40	40	0.20	0.75	1.00	1.00	1.00	1.00	1.00	A

THK mm	o.d.s. mm	NRC	SAA
40	40	0.95	0.98



INDOOR AIR QUALITY

Certificate / Label	
Eurofins Indoor Air Comfort®	IAC Gold
French VOC	A+



CRADLE TO CRADLE CERTIFIED®

This product is Cradle to Cradle Certified® at Bronze level (version 4.0).



MATERIAL HEALTH

This product has received a C2C Certified Material Health Certificate™ at the Silver level (standard version 4.0). The C2C Certified Material Health Certificate™ is a verification of the health and safety of a product's composition using the Material Health requirements of the Cradle-to-Cradle Certified Product Standard.



CARBON FOOTPRINT

Life-cycle stages A1 to C4 from EPD, in conformity with ISO 14025 / EN 15804

	kg CO ₂ equiv/m ²
Master SQ	9,20



CIRCULARITY

Minimum post-consumer recycled content	60%
Recyclability	Fully recyclable



FIRE SAFETY

The glass wool core of the tiles is tested and classified as non-combustible according to EN ISO 1182.

Country	Fire standard	Class
Europe	EN 13501-1	A2-s1,d0



HUMIDITY RESISTANCE

Class C, relative humidity 95% and 30°C, according to EN 13964:2014



VISUAL APPEARANCE

White Frost, nearest NCS colour sample S 0500-N, 85% light reflectance. Gloss < 1.



CLEANABILITY

Daily dusting and vacuum cleaning. Weekly wet wiping.



ACCESSIBILITY

The tiles are non-demountable.



INSTALLATION

Installed according to installation diagrams, installation guides and drawing aid. For information regarding minimum overall depth of system see quantity specification. Rendered surfaces must have sufficient strength to be able to carry the load imposed by the tiles. If doubts, test gluing should be carried out. The surface should always be dry and clean. For best result the surface should be even, however an acceptable result could be achieved on slightly uneven surfaces.



PACKAGING INFORMATION

Information is indicative and subject to change.

	Edge	Panels / crt	m ² / crt
600x600x40	SQ	10	3.60
1200x600x40	SQ	6	4.32



SYSTEM WEIGHT

Weight information is indicative and subject to variation.

	kg/m ²
Master SQ	3,6



MECHANICAL PROPERTIES

Additional live load has to be fixed to the soffit.



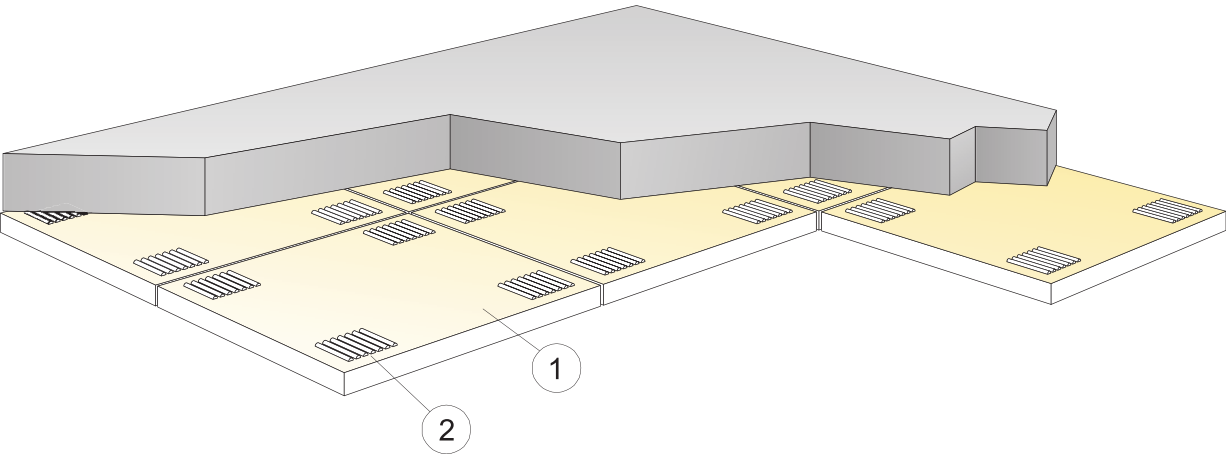
CE Ecophon ceiling systems are CE marked according to the European harmonized standard EN13964:2014. CE marked construction products are covered by a Declaration of Performance (DOP) which enables customers and users to easily compare performance of products available on the European market.

COLOURS AND DESIGN

Akutex™ FT

White Frost	Moonlight sky	Highland fog	Sunset heat	Ocean storm	Morning drizzle	Peach rose
Goji berry	Scallop shells	Fresh clover	Sage garden	Eucalyptus leaf	Summer forest	Golden field
Ruby rock	Wet sand	Silent steam	Dark diamond	Cloudy day	Volcanic ash	Silver stone
Silk slate						

Glued installation

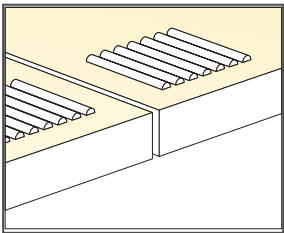
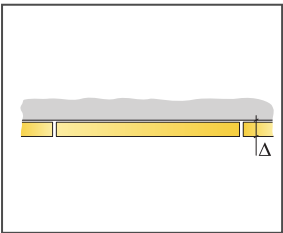


© Ecophon Group

Installation diagram (M106) for Ecophon Master SQ, using Connect Absorber glue

Quantity specification (excl. wastage)

		Size, mm	
		600x600	1200x600
1	Master SQ	2,8/m ²	1,4/m ²
2	Connect Absorber glue (0,25 l/m ² - 0,4 l/m ² depending on installation conditions) (10 Litres)	as required	as required
Use Connect Notched spatula to apply the glue.		-	-
Δ Min. overall depth of system: 43 mm		-	-
δ Min. demounting depth: The system is non-demountable		-	-
Cut visible edges should be painted		-	-
* Panel Module size 600x600 (592x592), 1200x600 (1192x592)		-	-



Application of glue

Size, mm	Max live load (N)	Min load bearing capacity (N)
600x600x40	-	-
1200x600x40	-	-

Live load/load bearing capacity