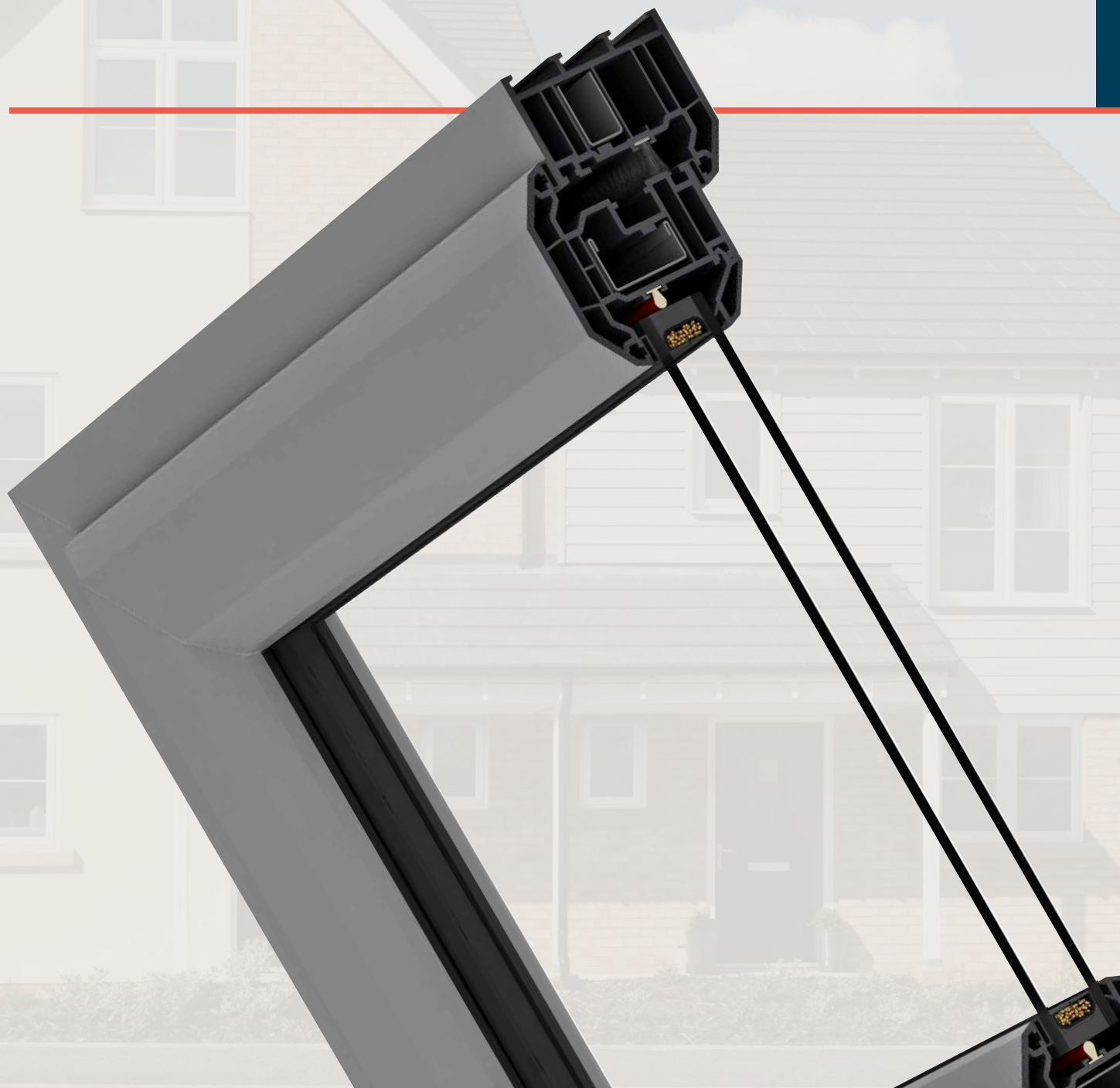


PVC-U System

Profile 22 Chamfered Windows and Doors



EpwinTM
window systems

The most advanced PVC-U window system on the market

Epwin Window Systems is the UK's leading manufacturer of PVC-U window systems and home to Profile 22, the fully integrated, award-winning PVC-U window and door system designed to deliver the best of everything. Welcome to more options and more possibilities with the Profile 22 Chamfered system from Epwin Window Systems.



An award-winning system

Profile 22 Chamfered is an award-winning system and has attracted plaudits from across the industry. Its intelligent design features and clean contemporary aesthetics deliver the best in PVC-U system technology. It's the PVC-U system that delivers a competitive advantage at every level.



Designed for the 21st century and beyond

The Profile 22 Chamfered system was designed from the ground up delivering the best in 21st century system design. It includes all the refinements and improvements you would expect from a cutting-edge system and some that take it to a whole new level of technical innovation.



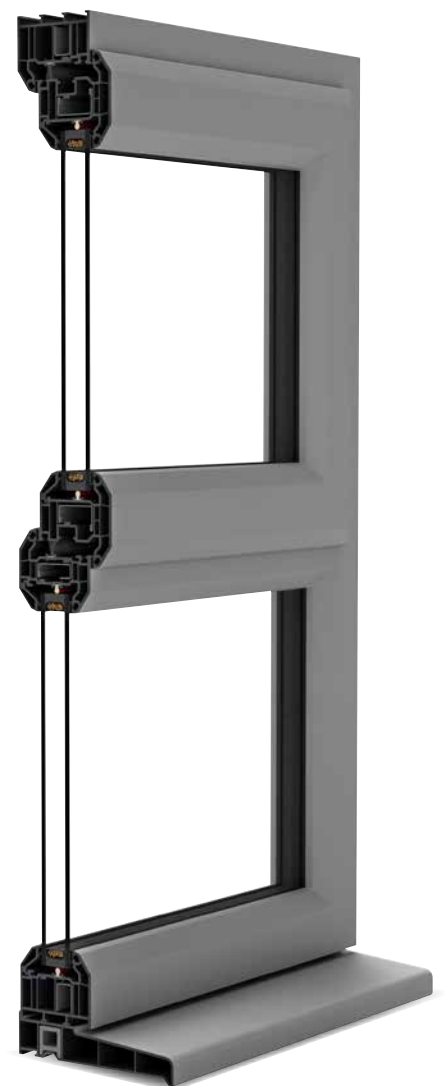
A solution for every sector

Whether you work in the domestic replacement, new build, refurbishment, commercial or public sectors, the Profile 22 Chamfered system delivers at every level. Sleek aesthetics, excellent design flexibility, high security and impressive thermal efficiency are just the beginning. You'll also benefit from a system that's straightforward to fabricate and easy to install.



The system is just the start

There's no disputing the quality of the Profile 22 Chamfered system. But when you partner with Epwin Window Systems you also get service and support from the UK's largest systems house and one that has a track record stretching back nearly 50 years. It's the difference that unlocks more options and more possibilities.





A truly British heritage

Profile 22 is produced by Epwin Window Systems, the UK's largest systems house with a British heritage stretching back almost 50 years.

We offer the widest portfolio of fully integrated window and door systems, a choice of leading brands, with unrivalled expertise and support to grow your business.

We firmly believe in continuous investment in our production facilities and operations. Our approach means we are able to provide the levels of quality and reliability you have a right to expect.

Our products are designed and manufactured in Britain for the British market. We are active in trade and industry bodies and we take a leading stance in environmental initiatives. Our commitments mean you are able to rely on us to be a proactive partner that adds value to your business.

Because when you work with Epwin Window Systems you get more options and more possibilities.

**MADE IN
BRITAIN** 

The difference is Profile 22

Profile 22 Chamfered is a fully integrated 70mm system suitable for a wide range of projects and for many applications, including casement, French casement, tilt & turn windows, and both residential and French doors. Everywhere you look, it delivers over and above expectations.



Enhanced thermal efficiency

The Profile 22 Chamfered system features a 6-chambered outerframe, a 5-chambered sash and a larger glass area. It all adds up to a system that can achieve U-values as low as 0.8 W/m²K and Window Energy Ratings (WER) of A++.



Better weather protection

Profile 22 has a 10mm sash cover plus a groundbreaking centre seal on the outer frame and sash. It means the system protects in the most demanding of conditions.



The widest choice of ancillaries on the market

With its comprehensive range of cills, thermal inserts, baypoles, couplers, packers, astragal bars, weatherbars and casement horns, Profile 22 helps you create perfect projects to exacting requirements.



The widest choice of glazing options on the market

Profile 22 has glazing options from 24-44mm, including triple glazing in three sizes. Our triple glazing achieves U-values under 1.0 W/m²K without krypton gas, enhancing its energy efficient credentials and competitiveness even further.



Improved drainage

Thanks to deeper drainage channels, Profile 22 carries water away more quickly. This enhances overall weather performance and helps reduce service call-outs and ongoing costs.



Superior strength and security

Features such as a central Eurogroove that gives the sashes greater rigidity and strategic local wall thickening for 35% better screw and hardware retention enhances strength and security.



Robust and durable

Simple to fabricate and install, Profile 22 achieves Building Regulations and PAS 24:2022. It is highly accredited and has Secured by Design approval. Quite simply, it's a superior system designed for the 21st century and beyond.



Profile 22 Casement Window System

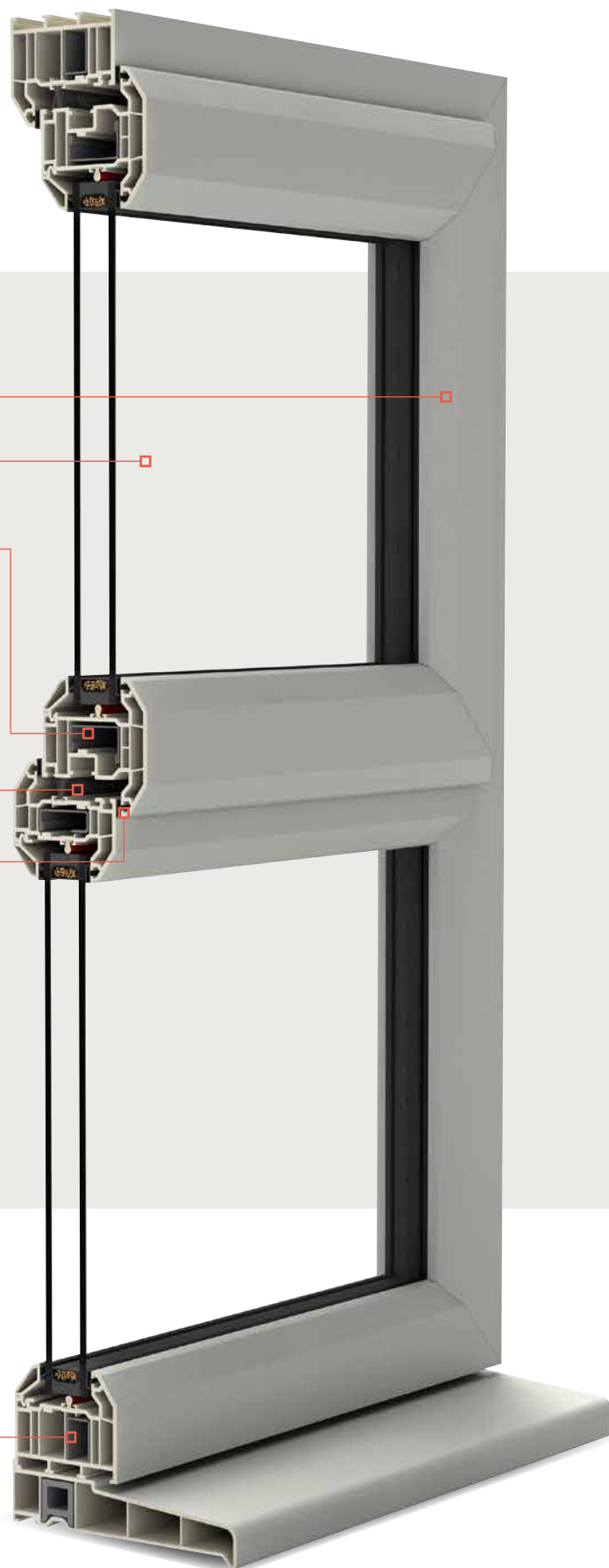
A versatile window with market-leading credentials.

The Profile 22 Chamfered Casement Window is suitable for almost any size or layout and includes all the components for bay and bow windows and conservatories. Its clean chamfered shape sits as comfortably in a modern home as it does in heritage properties, giving it a versatility that's hard to beat.



Product features


- 1 Double chamfered edge design
- 2 24, 28, 36, 40 & 44mm glazing options
- 3 5-chamber sash with optional RCM inserts available
- 4 Outer frame / sash centre seals
- 5 10mm cover on weather seals
- 6 6-chamber outer frame with optional RCM inserts



Profile 22 French Casement Window System

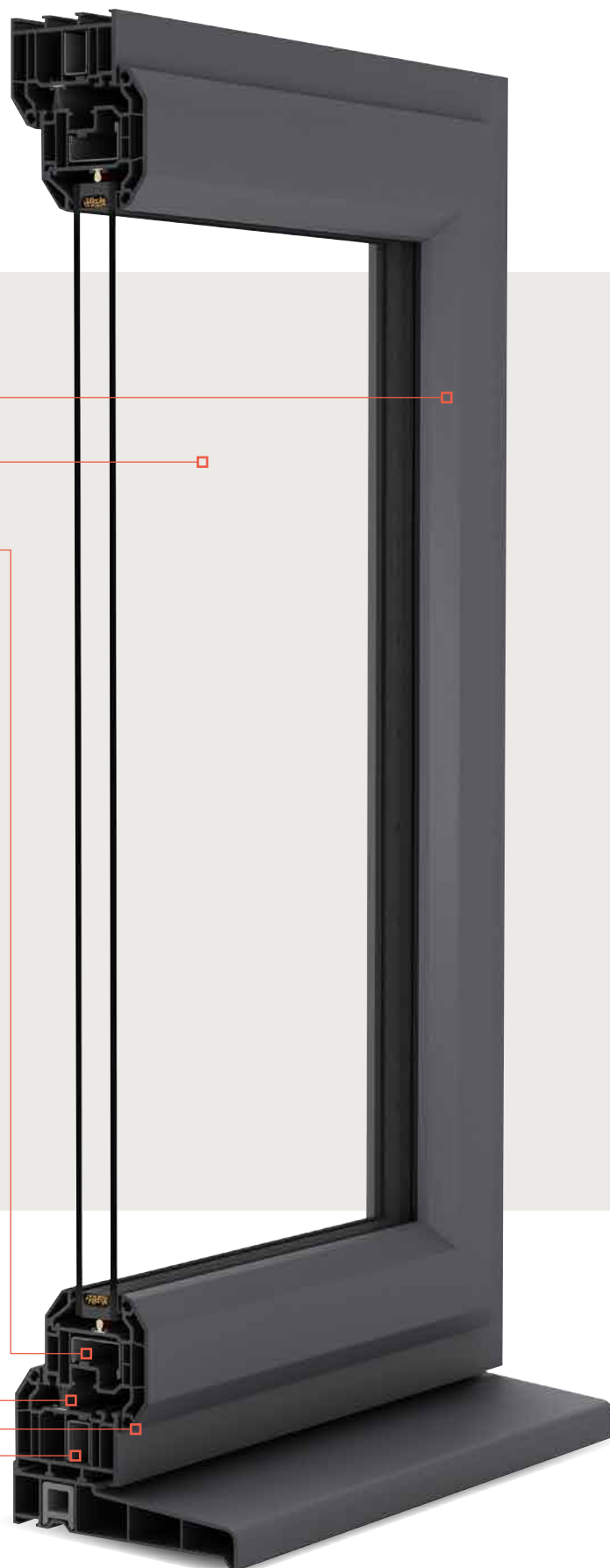
Continental elegance and charm.

The Profile 22 French Casement Window adds a touch of continental style to a project and offers the ideal alternative to traditional timber window designs. It's also a very practical solution. It provides unobstructed views and opens to a full 90 degrees which makes it ideal for windows with smaller apertures or where an egress window is needed.



Product features


- 1 Double chamfered edge design
- 2 24, 28, 36, 40 & 44mm glazing options
- 3 5-chamber sash with optional RCM inserts available
- 4 Outer frame / sash centre seals
- 5 10mm cover on weather seals
- 6 6-chamber outer frame with optional RCM inserts



Profile 22 Tilt & Turn Window System

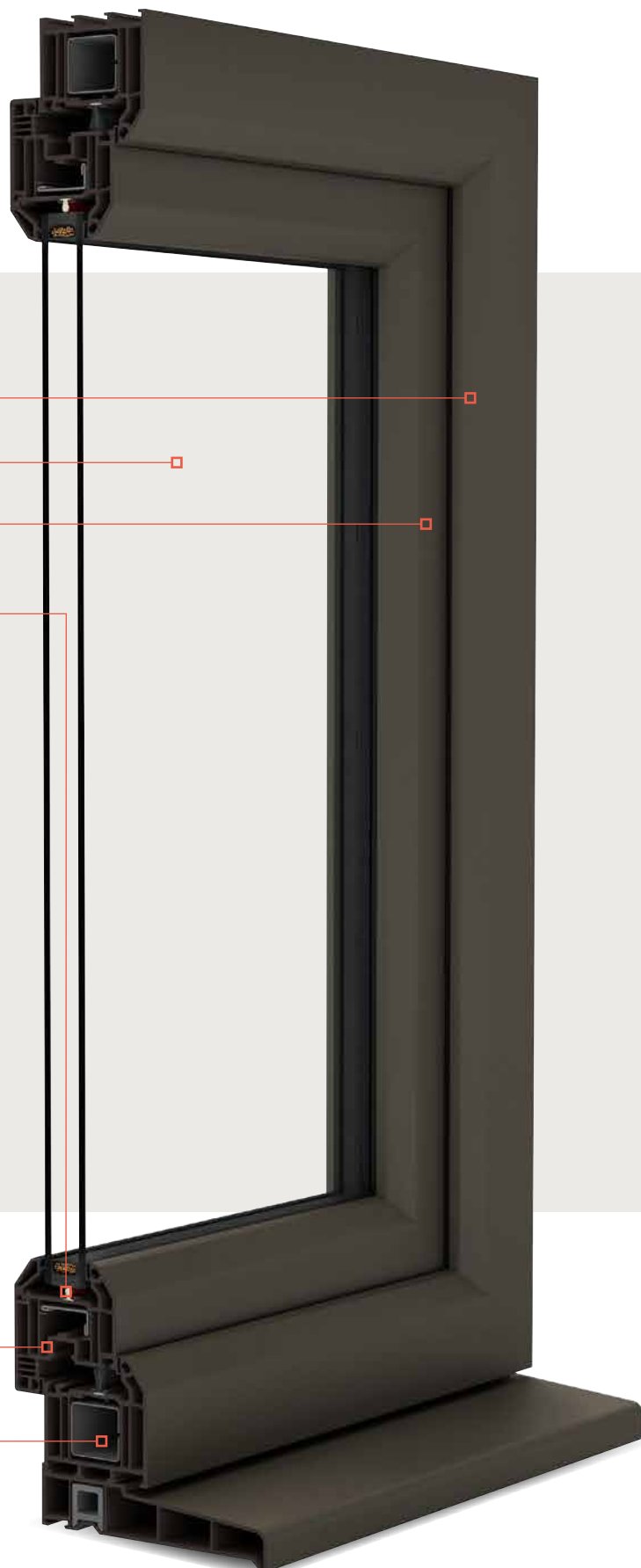
The solution for high, exposed or difficult access locations.

The Profile 22 Tilt & Turn Window is ideal for commercial projects because it offers improved sightlines and a higher glass-to-frame ratio that creates a streamlined look. It tilts inwards to provide secure ventilation and can also be swung open into a room for ease of cleaning or to create a wide-open feel.



Product features

- 1 Double chamfered edge design
- 2 24, 28, 36, 40 & 44mm glazing options
- 3 Concealed hardware
- 4 Optional sash & outer frame centre seals
- 5 5-chamber sash
- 6 5-chamber outer frame with optional RCM inserts available



Profile 22 Residential and French Door System

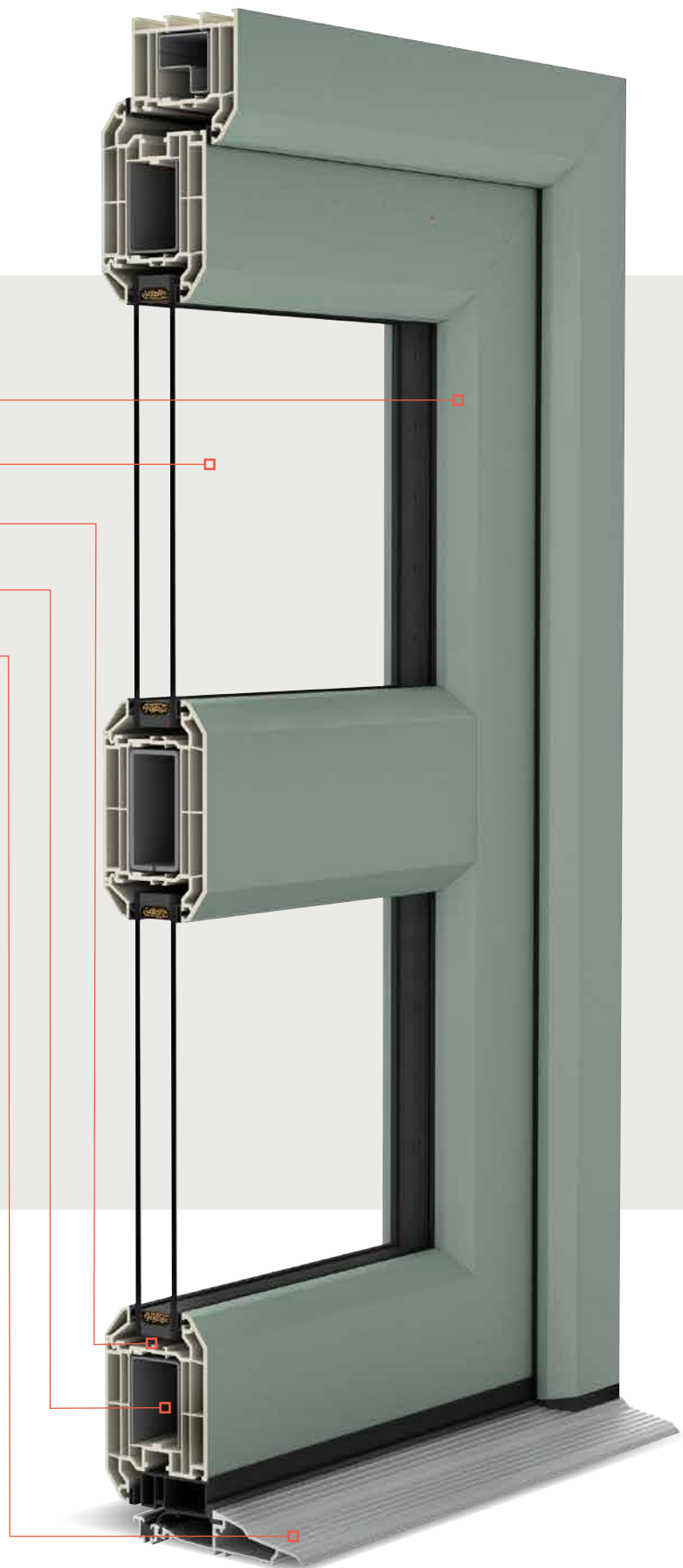
Perfect partners to Profile 22 windows.

Alongside Profile 22 Chamfered windows there is a range of Profile 22 Chamfered residential and French doors suitable for all types of project. They benefit from the same aesthetic advantages as Profile 22 windows and have a wealth of practical benefits for fabricators, installers, specifiers and homeowners alike.



Product features

- 1 Double chamfered edge design
- 2 24, 28, 36, 40 & 44mm glazing options
- 3 Optional sash centre seals
- 4 5-chamber open in sash
- 5 Part Q & M compliant




Ancillaries

More ancillaries than any other system.

Every project is unique. It's something that's reflected in the Profile 22 system. It includes a comprehensive range of ancillaries all colour-matched to the main system components and offering the same levels of quality and durability. It's a range that helps you create perfect projects every time.

Cills

Our cill range includes options from 85mm to 225mm and every option has matching end caps and couplers. A single reinforcing size made from steel and recycled composite material (RCM) helps keep your stockholding under control.




Thermal Inserts

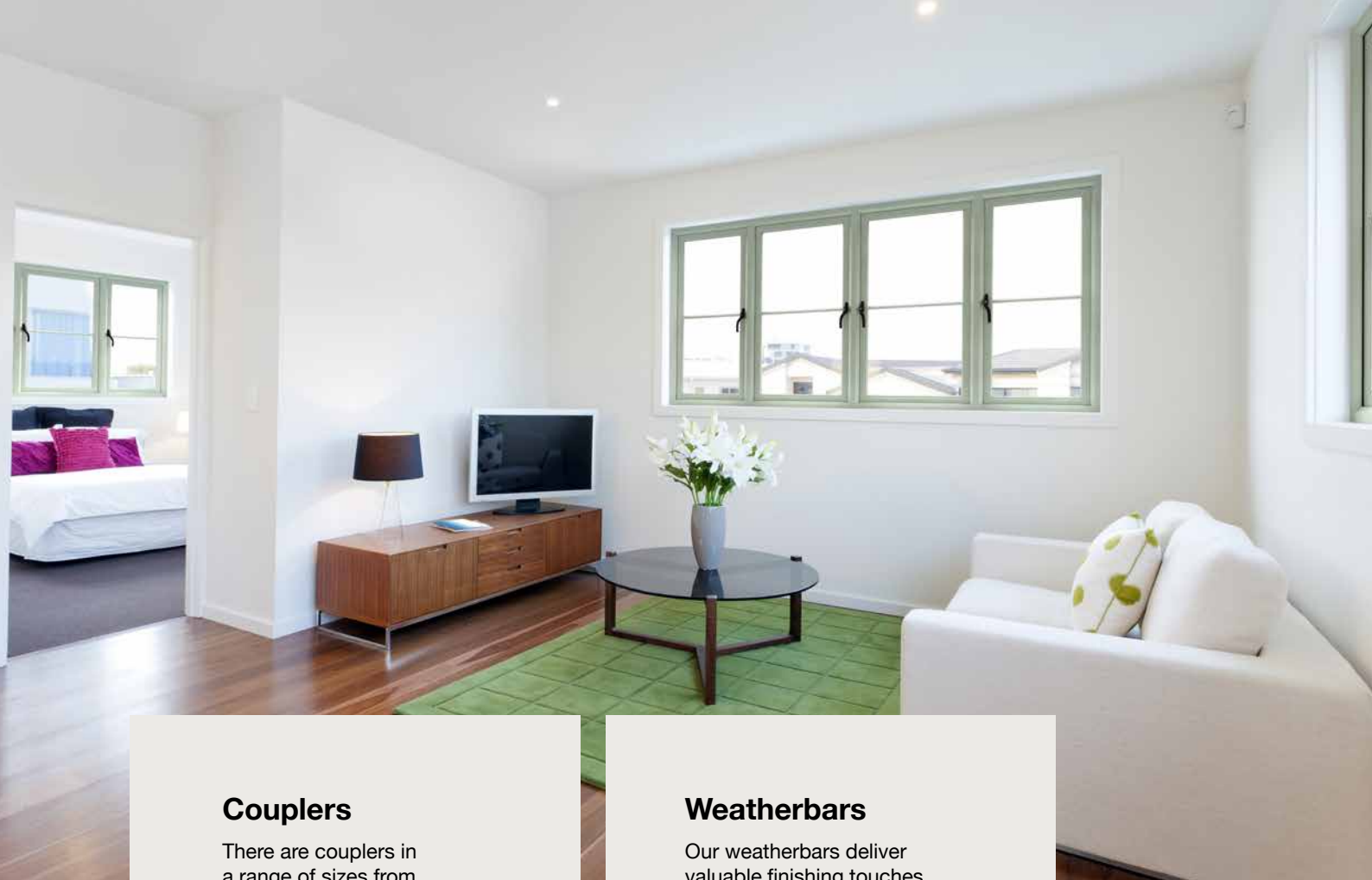
Thermal inserts increase the number of insulating chambers and help you deliver enhanced U-values and WERs without the cost of the most highly insulating sealed units. They are made from recycled materials and are simply cut to size and slotted inside the profile during fabrication.



Baypoles

The range of variable, square and fixed angle variant baypoles allows you to create strong, robust and visually appealing bay and bow windows that meet precise customer requirements.





Couplers

There are couplers in a range of sizes from 3mm to 29mm.

Weatherbars

Our weatherbars deliver valuable finishing touches on Profile 22 French and residential doors.

Packers

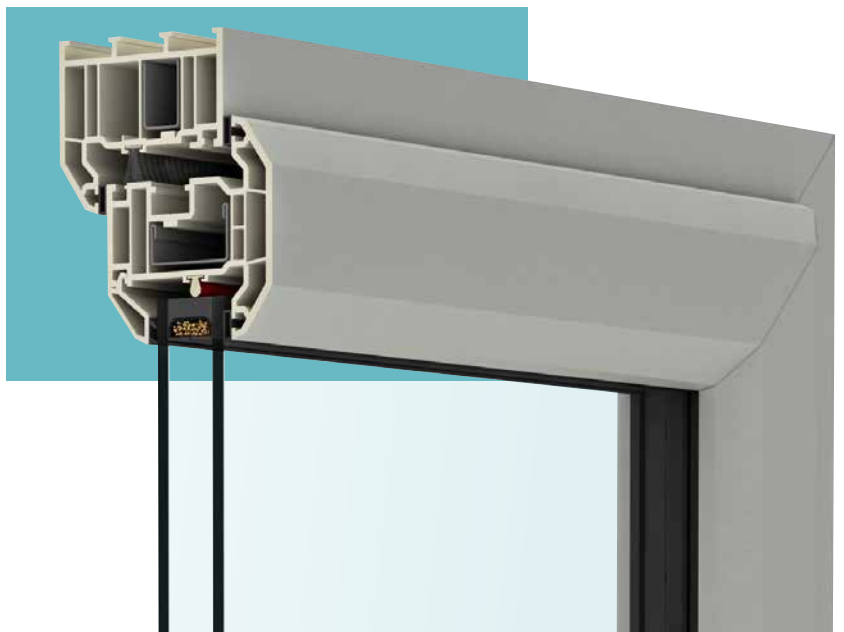
There are packers in four sizes from 15mm to 50mm.

Casement Horns

There are run-through casement horns and cover caps in all Profile 22 stock colours and finishes.

Astragal Bars

A range of chamfered glazing bars is available in all Profile 22 colours and finishes.



The Colour Collection

Our Colour Collection brings a wealth of design flexibility to every project.

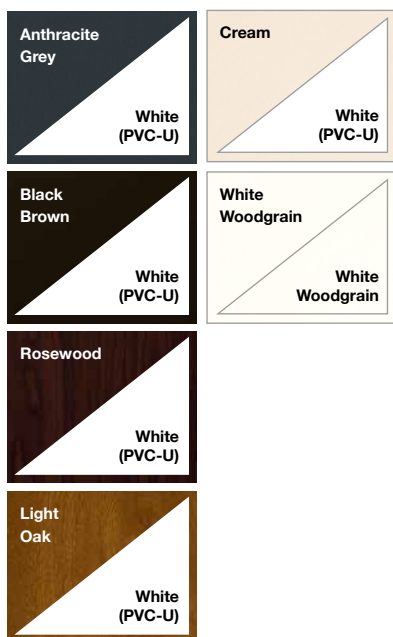
It features an array of shades from modern classics such as Anthracite Grey and heritage hues such as Chartwell Green to the palettes of the future such as Claystone. Dual colour options are also available, bringing the option of different interior and exterior colours. Profiles are wrapped in our state-of-the-art colour production facility to ensure the quality of finish remains pristine.

Base appeal

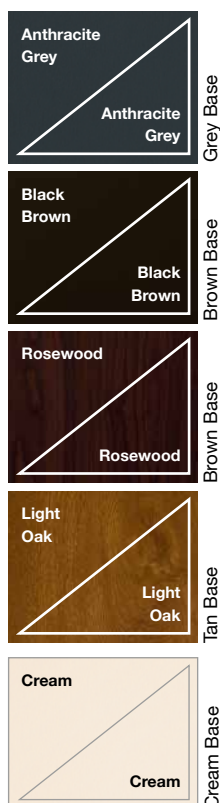
To maximise your product offer further, we also offer complementary base colours on our foiled ranges to deliver higher-value aesthetics. These include white, grey, brown, tan and cream and are designed to perfectly complement our foils and deliver the next level in coloured profile aesthetics.

Stock Colours

White PVC-U Base




Coloured Base

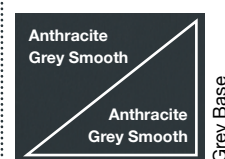


Fast Track Colours

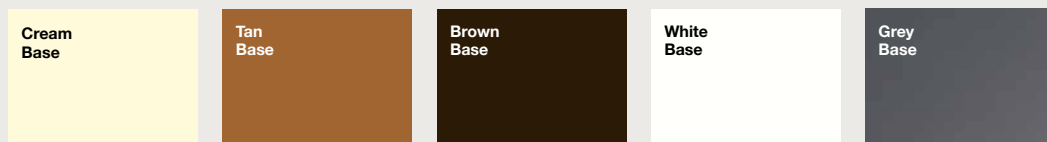
White PVC-U Base



Coloured Base



Base Colours





Made to Order Colours

Our made to order colours are available foiled on one side with a white base, foiled on both sides on a complementary base colour or foiled with different colours either side with a choice of any base colour.

Cream Base	Tan Base	Brown Base	White Base	Grey Base	
Cream	Irish Oak	AnTeak	White Woodgrain	Black Ulti-Matt	Slate Grey
Claystone	Honey Oak Super-Matt	Swamp Oak	Dark Red	Silver D Smooth	Anthracite Grey
Pebble Grey	Light Oak	Rosewood	Steel Blue	Hazy Grey Finesse	Anthracite Grey Smooth
Windsor	Pyrite	Black Brown	Dark Green	Kensington Grey	
Sage Smooth		Flemish Gold Smooth		Buckingham Grey	
Agate Grey				Basalt Grey Smooth	
Chartwell Green				Slate Grey Finesse	

Safeware hardware range

Safeware is one of the UK's leading industry suppliers, offering a complete hardware range, including trusted household names like Yale.



A multitude of benefits.

We know that quality hardware more than delivers return on investment in reduced call backs, maintenance and performance.

And when you order your hardware from us you can be confident that all products are compatible with Epwin Window Systems, putting an end to checking specifications or calling suppliers with queries.

You can order profiles and hardware on the same order and the same delivery. It streamlines admin, accounting and goods inwards processes and saves time.

Finally, Safeware's high stock levels and rapid delivery from our Telford warehouse means so there's no need to worry about product availability or delays to schedules.



Profile 22 gives you peace of mind

As the UK's leading systems brand, Epwin Window Systems holds all the accreditations you need to meet your requirements.



BS EN ISO 9001

BSI Registered firm scheme: Quality Management Systems.



BS EN ISO 14001

Manufactured under an ISO 14001 Registered Environmental Management System.



BS ISO 45001

Occupational Health and Safety Management Systems.



BS EN 12608

PVC-U Profiles for the Fabrication of Windows and Doors.

PVC-U Profiles for the Fabrication of Windows and Doors



BS EN 12608/PAS 24

Enhanced Security Window System Supplier.

PVC-U Profile – Enhanced Security Window System Supplier



BS EN 12608/PAS 24

Enhanced Security Door System Supplier.

PVC-U Profiles – Enhanced Security Doors System Supplier



BS 8529/PAS 24

Enhanced Security Composite Door System Supplier.

Enhanced Security Composite Door System Supplier

Secured by Design



Secured by Design

The UK Police initiative supporting the principles of 'designing out crime' by use of crime prevention and security standards.




VinyIPlus

A labelling scheme to identify the most sustainable and high-performance PVC-U products.

Tested to the highest standards

Every aspect of the Epwin Window Systems range is continually tested and assessed to ensure it offers excellence in every respect. All Profile 22 products meet current Building Regulations as standard and many can provide solutions far above these requirements. It means that no matter how demanding your project, Profile 22 delivers.



Security benefits


Security on Profile 22 is second to none thanks to innovative features and intelligent design.

Profile 22 Chamfered system can accommodate the very latest in high-security hardware, advanced multipoint locks, keeps and keylocking handles. The system also includes strategically placed local wall thickening, which gives 35% better screw and hardware retention. There is a central Eurogroove built in as standard to ensure the sashes have greater strength and rigidity and are less susceptible to manual attack. The features mean that the Profile 22 Chamfered system can easily deliver Secured by Design specifications when required.

Secured by Design



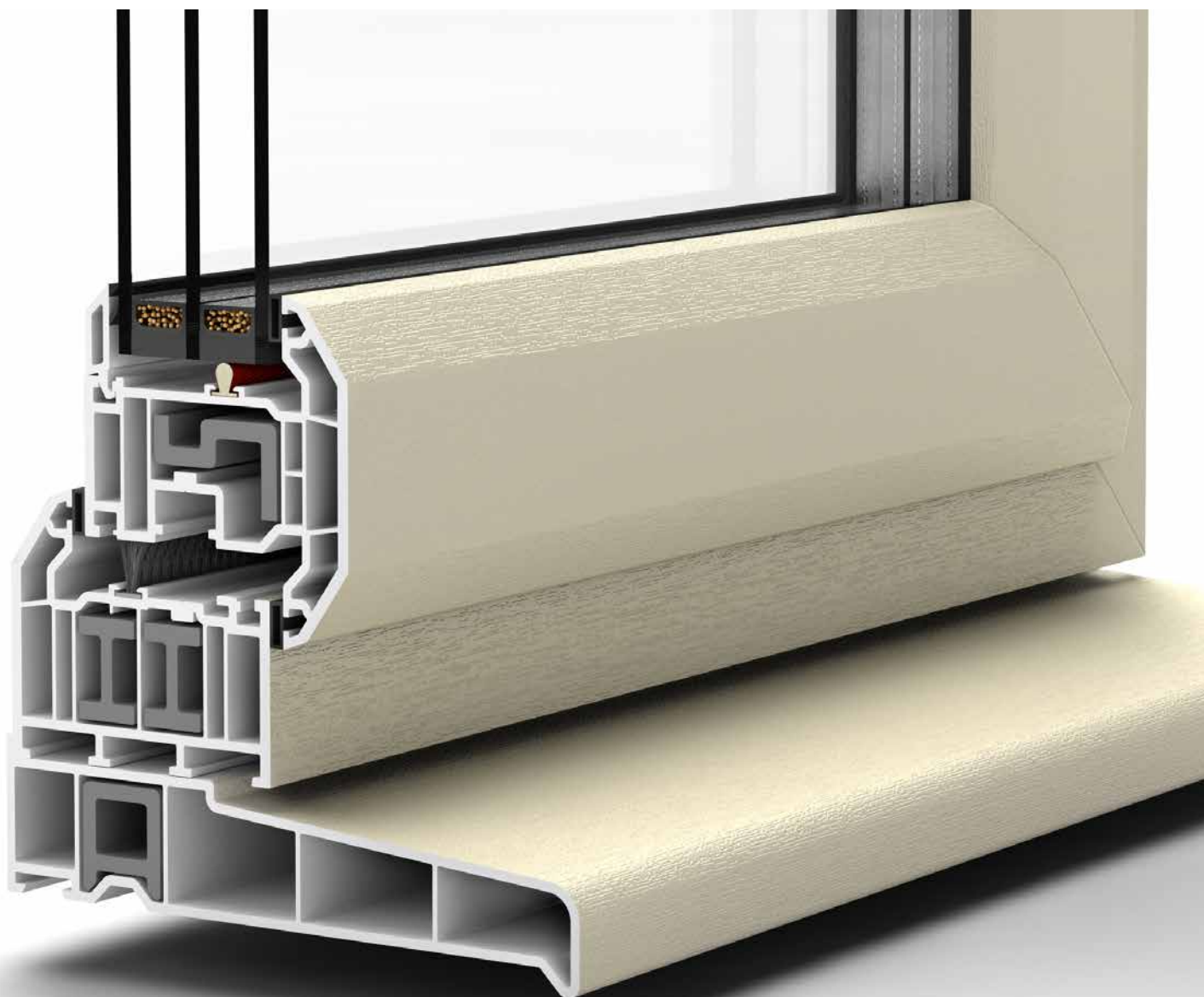

Official Police Security Initiative



Thermal efficiency

Profile 22 meets and exceeds all requirements for thermal efficiency as standard. Intelligent options mean it is also capable of delivering to the highest of specifications.

There are features such as six thermal chambers in the outerframe (eight with RCM thermal inserts) and five in the sash (six with RCM thermal inserts). Optional centre seals to the outer frame and sash deliver even more insulation. Double and triple glazing offer further options. It all means that no matter how demanding the thermal efficiency specification, the Profile 22 Chamfered system can deliver.




Profile 22 Chamfered System **Product Data**



Casement Window



French Casement Window





Tilt & Turn Window

PERFORMANCE & ACCREDITATION	Top Hung	Side Hung		
U-value (double glazing)	1.2 W/m²K		1.2 W/m²K	1.2 W/m²K
U-value (triple glazing)	0.8 W/m²K		0.9 W/m²K	0.8 W/m²K
Energy Rating (WER)	A++		A+	A++
Acoustic Performance-various options depending on specification-RW (C;Ctr)	36 to 44		36 to 44	36 to 44
Air Tightness (Pa)	Class 3 (600Pa)	Class 4 (600Pa)	Class 2 (300Pa)	Class 4 (600Pa)
Water Tightness (Pa)	Class 9A (600Pa)	Class E1500 (1500Pa)	Class 7A (300Pa)	Class E750 (E750Pa)
Wind Loading (Pa)	Class BE2400 (2400Pa)	Class CE2400 (2400Pa)	Class B4 (1600Pa)	Class CE2400 (2400Pa)
Security	PAS 24		PAS 24	PAS 24
PAS 24 Size Limits (mm)	1240 x 1240	740 x 1340	740 x 1277	1436 x 1535
Secured by Design (SBD)	✓		✓	✓

CONFIGURATIONS				
Top Hung Outward	✓			
Side Hung Outward	✓	✓		
Fixed Light	✓	✓		✓
Multilight	✓	✓		✓
Tilt & Turn				✓

SASH WEIGHT & SIZE LIMITS				
Maximum Sash Weight*	50 kg	40 kg	40 kg	130 kg
Maximum Sash Size (mm)	1240 x 1240	740 x 1340	740 x 1340	1436 x 1535

SYSTEM FEATURES				
System Depth (mm)	70		70	70
Multipoint Locking	✓		✓	✓
Glazing Options	Internally Beaded		Internally Beaded	Internally Beaded
Glazing Thickness (mm)	24/28/36/40/44		24/28/36/40/44	24/28/36/40/44

		
	Residential Door	French Door
PERFORMANCE & ACCREDITATION		
U-value (double glazing)	1.2 W/m ² K	1.2 W/m ² K
U-value (triple glazing)	0.8 W/m ² K	0.8 W/m ² K
Energy Rating (DSER)	A++	A+
Acoustic Performance-various options depending on specification-RW (C;Ctr)	36 to 44	36 to 44
Air Tightness (Pa)	Class 2 (300Pa)	Class 2 (300Pa)
Water Tightness (Pa)	Class 3A (100Pa)	Class 3A (100Pa)
Wind Loading (Pa)	Class A3 (1200Pa)	Class A3 (1200Pa)
Security	PAS 24	PAS 24
PAS 24 Size Limits (mm)	1000 x 2151	1000 x 2151
Secured by Design (SBD)	✓	✓
CONFIGURATIONS		
Single Door	✓	
Double Door		✓
Fixed Light	✓	✓
SASH WEIGHT & SIZE LIMITS		
Maximum Sash Weight*	120 kg	120 kg
Maximum Sash Size (mm)	1000 x 2200	1000 x 2200
SYSTEM FEATURES		
System Depth (mm)	70	70
Multipoint Locking	✓	✓
Glazing Options	Internally Beaded	Internally Beaded
Glazing Thickness (mm)	24/28/36/40/44	24/28/36/40/44

* Hardware dependent

For more information about Epwin Window Systems products visit

www.epwinwindowssystems.co.uk



EpwinTM
window systems

Epwin Window Systems is a manufacturer of PVC-U and aluminium profile systems, supplied to independent manufacturers and installers who contract to install windows, doors and conservatories. Epwin Window Systems cannot be held accountable for manufacture or installation by independent companies. All information in this publication is provided for guidance only and is given in good faith. As it is company policy to continually improve products, methods and materials, changes of specification may be made from time to time without prior notice. This statement does not affect your statutory rights. © Epwin Window Systems. Part of the Epwin Group Plc. EWS18520