



**pendle** toilet cubicles  
box packed toilet cubicle system



[www.pendletoiletcubicles.co.uk](http://www.pendletoiletcubicles.co.uk)



The Pendle Box Packed Cubicle System is manufactured in the UK by Cubicle Centre Ltd.

A family run business based in West Yorkshire, Cubicle Centre is currently celebrating a decade of supplying durable washroom products throughout the UK.

The Pendle Toilet Cubicle System is available to purchase from your local Builder's and Plumber's Merchants.

Pendle is a box packed cubicle system comprising of **Box A** (Door Pack) and **Box B** (Partition Pack).

Every **Cubicle Door** requires one Box A and every **Cubicle Partition** requires one Box B.

The box packs allow for easy handling and transport and are usually dispatched within two working days (48hours) of order - A vastly reduced lead time compared with made to measure cubicle products.

Box A - 1820 x 970 x 70mm (45Kgs)

Box B - 1820 x 970 x 70mm (65Kgs)





Pendle packs contain all the necessary panels and fittings to construct almost any configuration of cubicle commonly in use.

Panels are durable Melamine Faced Chipboard (MFC) with 2.0mm PVC protective edging. *MFC is not suitable for use in shower areas.*

Cubicle Centre is always looking to ensure the wood used to make it's products comes from the most sustainable sources available and now offer FSC certified Pendle Cubicles on request.



The mark of  
responsible forestry

Door and Partition panels can be cut-to-size on site - the cut edges are protected by full-height door hinge and wall channels.

The full-height door hinge channel is through-bolted to front panels for a stronger and more secure cubicle door fixing.



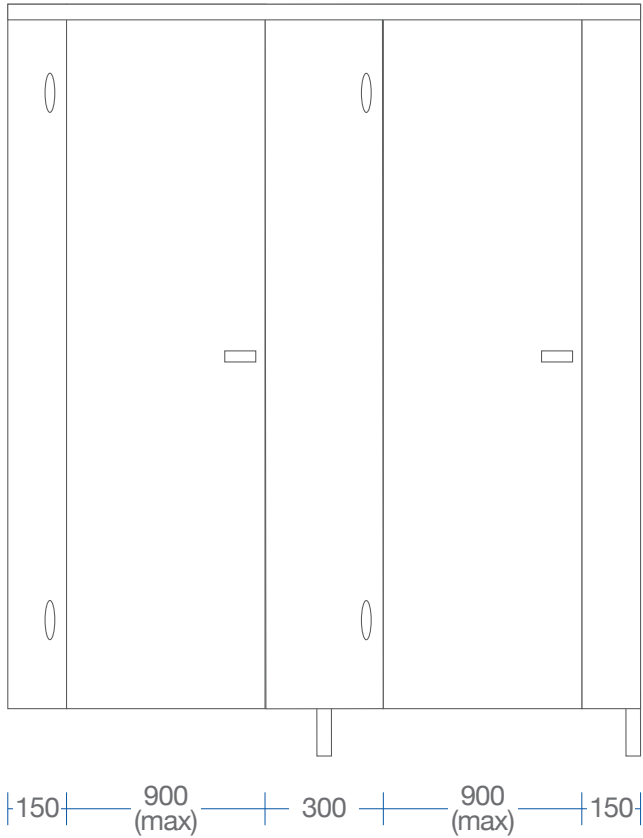


### **Box A** (Cubicle Door Pack)

This pack contains all the necessary panels and fittings to create an enclosed toilet cubicle with a max. width of 1200mm.

The Pendle Box A Pack also includes an **Outward Opening Adaptor** to complete a cubicle door fitted for outward opening use.

Pendle cubicle fittings are DDA (Disability Discrimination Act) Compliant. The cubicle latch is suitable for users with impaired manual dexterity (i.e. can be operated with a 'closed fist')



The cubicle door supplied in Box A measures 950mm (wide) and is to be cut-to-size on site. This cut is then concealed by the full-height door hinge channel.

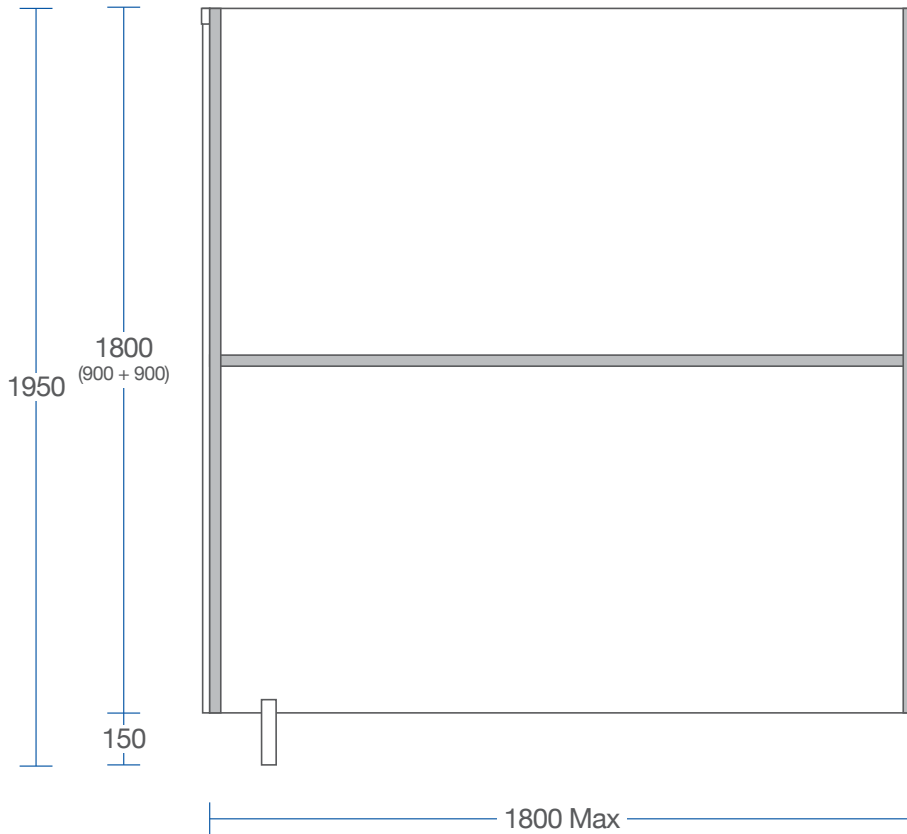
**Box B** (Cubicle Partition Pack)

This pack contains all the necessary panels and fittings to create a toilet cubicle partition with a max. depth of 1800mm.

Cubicle Legs (Partition Supports) are set-back and fixed to the partition, whilst providing a solid fixing to the floor.







When specifying the Pendle Cubicle System, remember that:  
Every DOOR requires a BOX A  
Every PARTITION requires a BOX B



Pendle is now available in three colour options  
The **Grey option** is shown here



The new **Cream** option



**Woodgrain option**

Available at the same price with extended lead time

Matching **vanity unit kits** are available to order.

Vanity units are made to measure and available as either Inset (550mm deep) or Semi-Recessed (350mm deep) options.

Overall vanity height is 850mm (standard) - this can be manufactured to suit your individual requirements.



Also available...



Made to Measure Toilet Cubicles & Washroom Systems

For full details visit: [www.washroomcubicles.co.uk](http://www.washroomcubicles.co.uk)




Whilst every care has been taken to ensure the information included in this brochure was correct at the time of printing, we reserve the right to change specifications at any time without prior notice. The colours in this brochure are within the constraints of the printing process and are NOT to be used for matching purposes.

**Disability Discrimination Act - Building Regulations:**

The responsibility for washroom compliance with current building regulations lies with the project manager. However, on request, we can offer advice on this subject.

For made to measure toilet cubicles visit:  
[www.washroomcubicles.co.uk](http://www.washroomcubicles.co.uk)



© 2011 Cubicle Centre Ltd  
Pendle is a UK registered trade mark of Cubicle Centre Ltd