

Product Overview

Axis Tower, Tbilisi, Georgia
Architect: Nino Mosulishvili, Nikoloz Khasania, Alexander Mezheverze, Gega Asakhsishvili
Photo: Tamar Dighmelashvili



Reynaers
Aluminium

Windows.
Doors.
Curtain Walls.

Together for better

www.reynaers.com



The Giving Tree, California, USA
Architect: Faulkner Architects
Photo: Joe Fletcher Photography

Table of contents

Welcome to Reynaers Aluminium

Windows and Doors

Systems overview
MasterLine 10
MasterLine 8
SlimLine 38
SlimLine 68
ConceptSystem 77
ConceptSystem 77-Fireproof
ConceptSystem 77-Bulletproof
ConceptSystem 68
ConceptSystem 59Pa*
EcoSystem 50

Sliding Systems

Systems overview
Hi-Finity
MasterPatio
SlimPatio 68
ConceptPatio 155
ConceptPatio 130
ConceptPatio 68
ConceptPatio 45Pa*
ConceptFolding 77
ConceptFolding 68

Curtain Walls

ConceptWall 50
ConceptWall 50-Fireproof
ConceptWall 60
ElementFaçade 7
ConceptWall 65-EF
ConceptWall 86(-EF)

*Non-Insulated System

Conservatories

ConceptRoof 120
ThermoRoof 200
ParallelRoof 100*
Cintro

Complementary Systems

BriseSoleil
Mosquito
Balustrades
Solar

Handles

Contour
Touch
Purity
Horizon
Olimpo

Activities & Services

High quality, innovative products
10 year system guarantee
Endless colors & finishes
Bespoke solutions
Thoroughly tested and validated
CE marking
Digital services along the value chain
Solid marketing tools
Hands-on training & support
Our green commitment
Visit our Reynaers Campus

Welcome to Reynaers Aluminium

For over 50 years, Reynaers Aluminium has been designing cutting-edge glazing solutions for some of the most iconic buildings in the world. Engineered without compromise, our range of aluminium windows, doors and curtain wall systems have been specified time and again by the world's leading architects and construction companies.

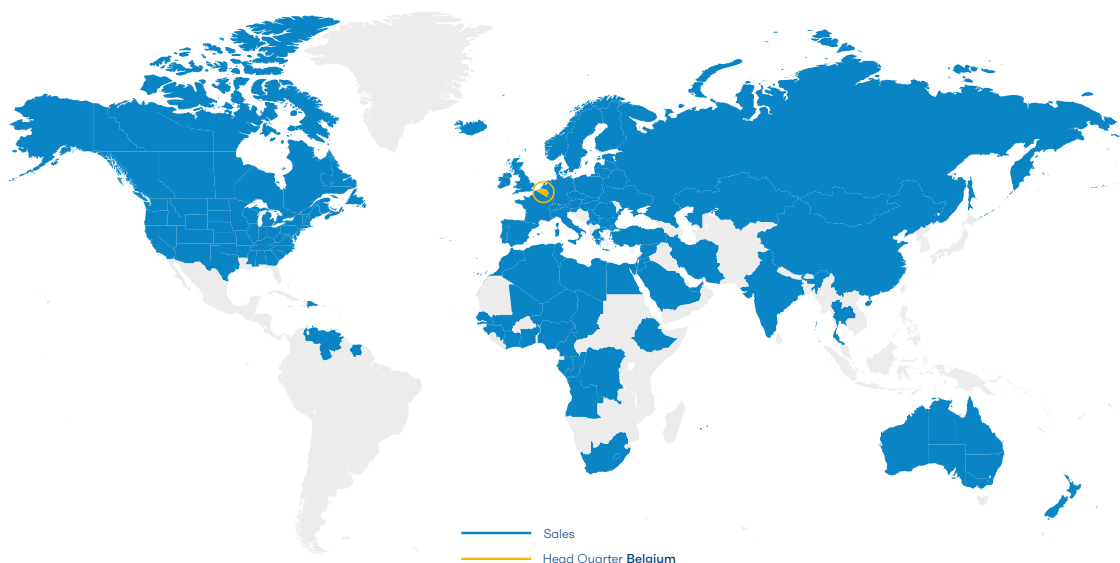
Reynaers Aluminium is recognised globally for the premium quality of its products. To help us maintain this reputation, we have invested in a world-class design and testing facility. When you choose Reynaers Aluminium products, you can rest assured that you are choosing a product that will not only look great, but will also offer industry-leading performance and reliability.

Together for better

This is our motto. We want to be a true business partner, sharing our worldwide knowledge with fabricators, architects and other stakeholders. With our open and proactive collaboration approach we can realize the highest standards and get the best results in any project, big or small, together.

Ready for the future

Reynaers Aluminium is the market leader in Belgium and we have acquired a strong market position in over 40 countries, each with its own offices.




The Reynaers Campus is the corporate headquarters of Reynaers and is located in Duffel (Belgium). The Reynaers Campus is the inspiring and dynamic work environment of all Reynaers Aluminium employees and a place for partners to experience the latest products and innovations in full interactivity.

At the Reynaers Campus, you can visit the Experience Centre that is designed to bring people together and inspire you with our latest solutions and state-of-the-art technologies for architectural building solutions. In the Experience Room, you can discover our unique offering, assisted by inspiring digital applications. For a full immersive experience, a visit to Avalon can be booked where you can visit future buildings through a shared virtual reality experience.

In addition to these facilities, the Reynaers Campus also includes the Technology Centre, the largest privately



owned innovation and testing centre, for the validation of architectural and high-tech window, door and façade concepts. One of the showpieces of the Technology centre is a state-of-the-art testing wall for façades with a height of 15 meters, allowing air-wind-water testing of multi-storey façades. This part of the Reynaers Campus also accommodates the 'R-Lab'; our dedicated lab for prototyping and 3D printing, resulting in faster and more accurate R&D tracks.



Impressive growth

Reynaers Aluminium forms part of the Reynaers Group. This international group has experienced steady growth in the last 30 years. Reynaers Aluminium is considered by all players in the industry as one of the leaders in its business. In 2020 Reynaers achieved a turnover of 555 million euros and has over 2400 employees throughout the world.



Private House, Vilnius, Lithuania
Architect: Arunas Liola
Photography: Evaldas Lasys



MasterLine 10



SlimLine 38



ConceptSystem 77



MasterLine 8



SlimLine 68



ConceptSystem 68

Windows & Doors











ConceptSystem 59Pa



EcoSystem 50

Design

Windows & Doors

WINDOWS	MasterLine		SlimLine		ConceptSystem			EcoSystem
	10	8	38	68	77	68	59Pa	50
FUNCTIONAL 	■	■		■	■	■	■	■
HIDDEN VENT 	■	■			■	■		
RENAISSANCE 	■	■						
DECO 	■	■						
CUBIC 			■	■				
FERRO 			■	■				
CLASSIC 			■					
SOFTLINE 					■			



DOORS

MasterLine		SlimLine		ConceptSystem				EcoSystem	
10	8	38	68	77	77-FP	77-BP	68	59Pa	50

CONCEALED HINGES



			■			■			
--	--	--	---	--	--	---	--	--	--

BARREL HINGES



■	■	■*		■	■	■	■	■	■
---	---	----	--	---	---	---	---	---	---

SURFACE MOUNTED HINGES



■	■			■	■	■	■	■	■
---	---	--	--	---	---	---	---	---	---

* Window door only

expected in 2021 ■
 available ■

Performance

Windows & Doors

WINDOWS	MasterLine		SlimLine		ConceptSystem					EcoSystem
	10	8	38	68 ⁽³⁾	77	77-FP/SP	77-BP	68	59Pa	50
SAFETY VARIANTS										
Burglary Proof	■	■	■	■	■		■	■	■	■
Fire Proof			■ ⁽⁴⁾			■				
Bullet Proof							■			
Smoke leakage control						■				
SUSTAINABILITY										
High Insulation	■	■	■	■	■					
Passive House Institute Certified component	■									
Minergie Label		■			■					
MINIMAL VISIBLE WIDTH FRAME/VENT										
	104 mm	97 mm	67 mm	65 mm	89 mm	150 mm	128 mm	89 mm	85 mm	100 mm
PERFORMANCES										
Insulation smallest frame/vent section (Uf-value \geq ...)	09 W/m ² K	12 W/m ² K	19 W/m ² K	29 W/m ² K	18 W/m ² K	2.2 W/m ² K	1.8 W/m ² K	2.5 W/m ² K	-	2.3 W/m ² K
Air tightness Class (value in Pa)	4 (600 Pa)	4 (600 Pa)	4 (600 Pa)	4 (600 Pa)	4 (600 Pa)	4 (600 Pa)	4 (600 Pa)	4 (600 Pa)	4 (600 Pa)	4 (600 Pa)
Wind load resistance Class (value in Pa)	C4 (1600 Pa)	C4 (1600 Pa)	C4 (1600 Pa)	C5 (2000 Pa)	C5 (2000 Pa)	C2 (800 Pa)	C5 (2000 Pa)	C4 (1600 Pa)	C5 (2000 Pa)	C4 (1600 Pa)
Water tightness Class (value in Pa)	E900 (900 Pa)	E900 (900 Pa)	9A (600 Pa)	E1200 (1200 Pa)	9A (600 Pa)	7A (300 Pa)	9A (600 Pa)	E750 (750 Pa)	E750 (750 Pa)	9A (600 Pa)

- (1) Panel door only
 (2) Window door
 (3) Outside opening only
 (4) Dutch standard only

Check CE passport for the most recent data












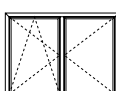
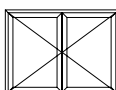


Architect: Enzmann & Fischer AG
Photo: Bruno Rubatscher / Danny Schultheis

DOORS	MasterLine		SlimLine		ConceptSystems				EcoSystem	
	10 ⁽²⁾	8	38	68 ⁽³⁾	77	77-FP/SP	77-BP	68	59Pa	50
SAFETY VARIANTS										
Burglary Proof		■	■		■	■	■	■	■	■
Fire Proof			■			■				
Bullet Proof							■			
Smoke leakage control						■				
SUSTAINABILITY										
High Insulation	■	■	■		■					
Passive House Institute Certified component		■ ⁽¹⁾								
Minergie Label										
MINIMAL VISIBLE WIDTH FRAME/VENT										
	104 mm	97 mm	67 mm	65 mm	89 mm	150 mm	128 mm	89 mm	85 mm	100 mm
PERFORMANCES										
Insulation smallest frame/vent section (Uf-value ≥ ...)	0,9 W/m²K	1,4 W/m²K	1,9 W/m²K	2,9 W/m²K	1,8 W/m²K	2,2 W/m²K	1,8 W/m²K	2,5 W/m²K	-	3,2 W/m²K
Air tightness Class (value in Pa)	4 (600 Pa)	4 (600 Pa)	4 (600 Pa)	4 (600 Pa)	4 (600 Pa)	4 (600 Pa)	4 (600 Pa)	4 (600 Pa)	npd	2 (300 Pa)
Wind load resistance Class (value in Pa)	C4 (1600 Pa)	C3 (1200 Pa)	C4 (1600 Pa)	C5 (2000 Pa)	C3 (1200 Pa)	C2 (800 Pa)	C5 (2000 Pa)	C4 (1600 Pa)	npd	C2 (800 Pa)
Water tightness Class (value in Pa)	E900 (900 Pa)	7A (300 Pa)	9A (600 Pa)	E1200 (1200Pa)	7A (300 Pa)	7A (300 Pa)	9A (600 Pa)	E900 (900 Pa)	npd	4A (150Pa)

Opening Types

Windows & Doors

WINDOWS	MasterLine		SlimLine		ConceptSystem			EcoSystem
	10	8	38	68	77	68	59Pa	50
	■	■	■		■	■	■	■
	■	■	■		■	■	■	■
	■	■	■		■	■	■	■
		■	■		■	■	■	■
		■			■	■	■	■
			■	■	■	■	■	■
		■	■	■	■	■	■	■
		■*			■	■		
	■	■	■		■	■	■	■
	■	■			■	■	■	■
	■	■			■	■	■	■
	■	■	■		■	■	■	■
		■	■		■	■	■	■

* ConceptSystem 86-HI Solution

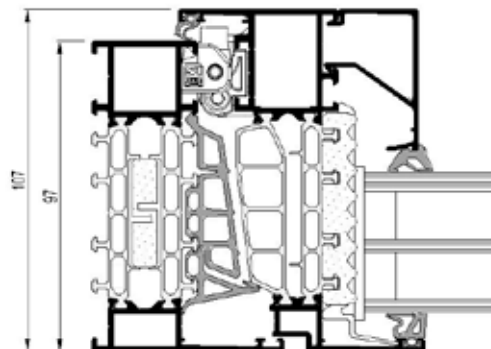
Architect: Mark Van Acker
 Photo: Debbie De Brauwver



DOORS	MasterLine		SlimLine		ConceptSystem			EcoSystem	
	10	8	38	68	77	77-FP	68	59Pa	50
	■	■	■		■	■	■	■	■
	■	■	■		■	■	■	■	■
	■	■	■		■	■	■	■	■
	■	■	■		■	■	■	■	■
					■			■	■
		■			■		■	■	■
		■			■		■	■	■
					■		■	■	■
		■			■		■	■	■
		■	■						
		■							
		■			■				
		■							

MasterLine 10

Windows




No compromise

No need to compromise: with MasterLine 10 you can have it all. This new system unites the best of all worlds: unlimited design freedom combined with ultimate comfort and optimal insulation performance.

MasterLine 10 windows are designed for the building trends of today and tomorrow: low energy building, maximum daylight access, superb performance and safe homes (burglar resistance class 3). The product offering of MasterLine 10 windows is truly unique in its applicability: inward opening windows, a full range of transoms and frames, connection profiles with Sliding and Curtain Wall systems, but also the design freedom that is offered with the Renaissance and Deco profile range.

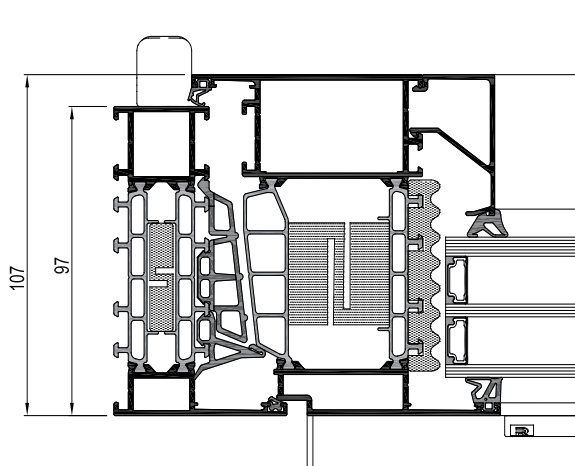
The windows are offered with a Passive House certificate!

The combination of all these features makes MasterLine 10 the ideal solution for domestic as well as public projects.



TECHNICAL CHARACTERISTICS		FUNCTIONAL	RENAISSANCE	DECO	HIDDEN VENT
Min. visible width inward opening window	Frame	60 mm	60 mm	60 mm	80 mm
	Vent	37 mm	37 mm	37 mm	-
Min. visible width inward opening window-door	Frame	60 mm	60 mm	60 mm	n/a
	Vent	67 mm	67 mm	67 mm	n/a
Overall system depth window	Frame	97 mm	107 mm	107 mm	97 mm
	Vent	107 mm	107 mm	107 mm	22 mm
Rebate height		27 mm	27 mm	27 mm	27 mm
Glass thickness	Frame	up to 78 mm	up to 78 mm	up to 78 mm	up to 78 mm
	Vent	up to 88 mm	up to 88 mm	up to 88 mm	up to 77 mm

PERFORMANCES	
Thermal insulation	Uf-value down to 0.76 W/m ² K depending on the frame/vent combination and the glass thickness.
Acoustic performance	Rw(C;Ctr) = 46 (-1; -4) dB, depending on glazing type
Air tightness	Up to 600 Pa (class 4)
Wind load resistance	Up to 2000Pa (Class 5)
Water tightness	Up to 900 Pa (class E900)
Burglar resistance	Up to RC 3 (EN 1627)



MasterLine 10

Window Door



No compromise

MasterLine 10 doors are designed for low energy and passive buildings without compromising on design freedom, daylight access or safety.

MasterLine 10 window doors are available as single or double doors, both inward and outward opening. It is possible to use window or door hardware on the doors, in this way it is possible to open and lock the doors from both inside and outside as well. These windows doors are design for low energy and passive houses.







As this 10 series is build on the MasterLine platform, it shares many of the same articles as in MasterLine 8 window doors: corner cleats, glazing gaskets and also the same central gasket ensuring the same performances, production efficiency and robustness. Three different design variants are offered: Functional, Renaissance and Deco to suite any architectural style.

TECHNICAL CHARACTERISTICS

WINDOW DOOR

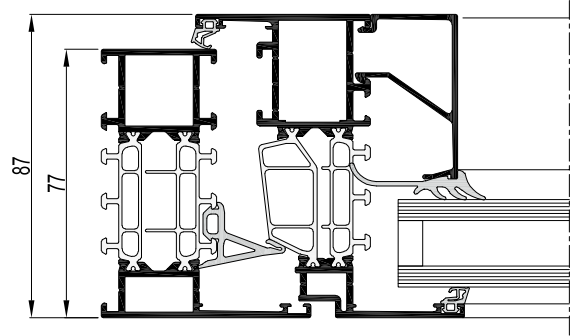
Min. visible width inward opening door	Frame	60 mm
	Vent	67 mm
Overall system depth window	Frame	97 mm
	Vent	107 mm
Rebate height		27 mm
Glass thickness	Frame	up to 78 mm
	Vent	up to 88 mm

PERFORMANCES

 Thermal insulation	Uf-value down to 0.79 W/m ² K depending on the frame/vent combination and the glass thickness.
 Acoustic performance	npd
 Air tightness	Up to 600 Pa (class 4)
 Wind load resistance	Up to 1200 Pa (class 3)
 Water tightness	Up to 600 Pa (class 9A)
 Burglar resistance	Up to RC 2 (EN 1627)

MasterLine 8

Windows



Made to measure

MasterLine 8 combines a wide range of opening types, design variants and insulation levels into just one platform with a 87mm system depth. All opening types are available in three insulation levels (standard, HI and HI+), larger windows are possible with stronger profiles with smaller sight lines. The functional design variant offers the widest range of profiles to be able to neatly connect to profile ranges such as sliding elements, curtain wall profiling etcetera.

With ever more awareness on our ecological mark on the future, there is a need for better insulation performances and improved air and water tightness.

With MasterLine 8 it is possible to combine high water tightness as a standard and air tightness 600Pa with reduced air loss, with excellent thermal values and glass weights up to 200kg for a turn-tilt window.

In MasterLine 8 the manufacturing process from first sketch to the installation of windows has been simplified and therefore the productivity of creating aluminium windows has improved. Less tolerance sensitivity when installing windows, fewer and easier to apply gaskets and foams all assist in the goal of making it easier to produce high quality windows.



TECHNICAL CHARACTERISTICS		FUNCTIONAL	RENAISSANCE	DECO	HIDDEN VENT
Min. visible width inward opening window	Frame	53 mm	53 mm	53 mm	80 mm
	Vent	37 mm	37 mm	37 mm	-
Min. visible width inward opening window-door	Frame	60 mm	60 mm	60 mm	n/a
	Vent	67 mm	67 mm	67 mm	n/a
Overall system depth window	Frame	77 mm	87 mm	87 mm	77 mm
	Vent	87 mm	87 mm	87 mm	80 mm
Max vent height		2800 mm	2800 mm	2800 mm	2800 mm
Max vent weight		200 kg	200 kg	200 kg	150 kg
Rebate height		27 mm	27 mm	27 mm	27 mm
Glass thickness	Frame	up to 62 mm	up to 62 mm	up to 62 mm	up to 62 mm
	Vent	up to 72 mm	up to 62 mm	up to 62 mm	up to 65 mm

PERFORMANCES

Thermal insulation	Uf-value down to 1.0 W/m ² K depending on the frame/vent combination and the glass thickness.
Acoustic performance	Rw(C;Ctr) = 45 (-1; -4) dB, up to 49(-1;-5) (Hidden Vent) depending on glazing type
Air tightness	Up to 600 Pa (class 4)
Wind load resistance	Up to C5 (2000Pa)
Water tightness	Up to 1200Pa (E1200)
Burglar resistance	Up to RC 3 (EN 1627) + PAS 24



Varso 1 & 2, Warsaw, Poland
Architect: Hermanowicz Rewski Architekci (HRA)



OUTWARD
OPENING



SOFTTONE
(POW)



VENTILATION
VENT









PIVOT
WINDOW

TECHNICAL CHARACTERISTICS

		OUTWARD OPENING	SOFTTONE (POW)	VENTILATION VENT	PIVOT WINDOW
Min. visible width window	Frame	27 mm	27 mm	53 mm	64 mm
	Vent	118 mm	124 mm	105 mm	89 mm
Overall system depth window	Frame	77 mm	237 mm	77 mm	77 mm
	Vent	87 mm	161 mm	87 mm	86 mm
Max vent height		2400 mm	2600 mm	2800 mm	2500 mm
Max vent weight		130 kg	200 kg	-	200 kg
Rebate height		27 mm	27 mm	n/a	25 mm
Glass thickness	Frame	up to 62 mm	n/a	n/a	n/a
	Vent	up to 72 mm	up to 54 mm	n/a	up to 61 mm

PERFORMANCES

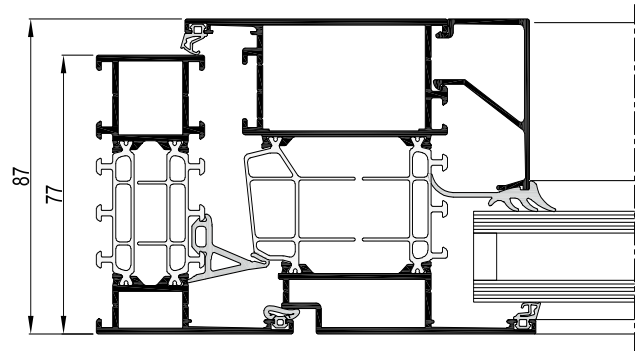
 Thermal insulation	Uf-value down to 1.0 W/m ² K depending on the frame/vent combination and the glass thickness.
 Acoustic performance	Rw(C;Ctr) = 45 (-1; -4) dB, depending on glazing type
 Air tightness	Up to 600 Pa (class 4)
 Wind load resistance	Up to C5 (2000Pa)
 Water tightness	Up to 1200Pa (E1200)
 Burglar resistance	Up to RC 3 (EN 1627)



Reynaers
Aluminium

MasterLine 8

Doors



Made to measure

MasterLine 8 doors offer a wide range of highly insulated and robust flush doors, which meets the modern requirements with regard to safety, thermal insulation and stability, allowing the creation of large entrance doors. MasterLine doors are available as inward and outward opening glass or panel doors and pivoting doors are possible. All the doors can be fitted with a wide range of locks and hinges.

MasterLine doors are designed to meet the modern comfort requirements. The excellent air tightness and superb thermal performances are proven by the Passive House Institute Certified Component we received for the MasterLine 8 Window Door.

With regard to safety and performance, the robust MasterLine doors can comply with burglar resistance class 3, large dimensions and weights up to 250kg and are proven to be extremely durable (class 8).



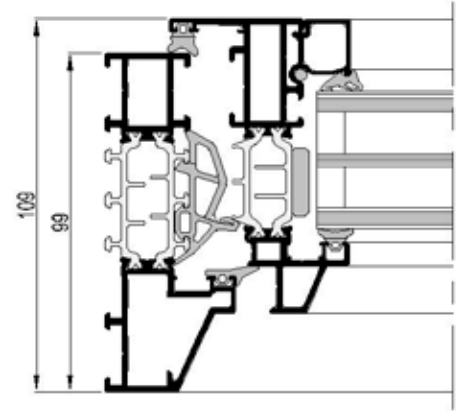
TECHNICAL CHARACTERISTICS		WINDOW DOOR	FLUSH DOOR	PIVOT DOOR (XL)
Min. visible width inward opening door	Frame	53 mm	68.5 mm	68.5 mm (-)
	Vent	52 mm	78.5 mm	104.5 mm (40mm)
Overall system depth window	Frame	77 mm	77 mm	77 mm
	Vent	87 mm	77 mm	77 mm
Max vent height		2400 mm	3000 mm	2400 mm (4000mm)
Max vent weight		130 kg	250 kg	200 kg (500 kg)
Rebate height		27 mm	27 mm	27 mm
Glass thickness	Vent	up to 68 mm	up to 61 mm	up to 61 mm

PERFORMANCES		WINDOW DOOR	FLUSH DOOR	PIVOT DOOR*
Thermal insulation depending on the profiles and the glass composition		Uf down to 0.87 W/m ² K	Uf down to 1.3 W/m ² K	Uf down to 1.5 W/m ² K
Acoustic performance (Rw=(C;Ctr))		Up to Rw(C;Ctr) = 46 (-1; -4) dB, depending on glazing type		
Air tightness		4	4	4
Wind load resistance		1600Pa (Class 4)	1200Pa (Class 3)	1200Pa (Class 3)
Water tightness		600 Pa (Class 9A)	300Pa (Class 7A)	150Pa (Class 4A)
Burglar resistance		RC2	RC3 + PAS 24	RC2



SlimLine 38

Windows & Doors




Light, elegance and comfort

SlimLine 38 is a highly insulated system that combines elegance and comfort with a unique design. This special slender steel look is the perfect solution for modern architecture and renovation of steel-framed windows, respecting the original design but offering a thermally improved solution.

The SL 38 system is available in 3 different minimalistic design variants, Classic, Ferro and Cubic, to perfectly match the architectural aspect of the building. The windows and doors can be provided with double and triple glazing without losing the ultra-slim look.

In combination with its superior insulation capabilities, the system provides the perfect harmony between durable material, clean design and demanding architectural challenges.



TECHNICAL CHARACTERISTICS		CLASSIC	CUBIC	FERRO
Min. visible width inward opening window	Frame	33 mm	38 mm	38 mm
	Vent	23 mm	22 mm	21 mm
Min. visible width inward opening window-door	Frame	38 mm	n/a	38 mm
	Vent	52 mm	n/a	52 mm
Overall system depth window	Frame	99 mm	76 mm	76 mm
	Vent	86 mm	75 mm	86 mm
Rebate height		13.5 mm	13.5 mm	13.5 mm
Glass thickness		up to 55 mm	up to 55 mm	up to 55 mm

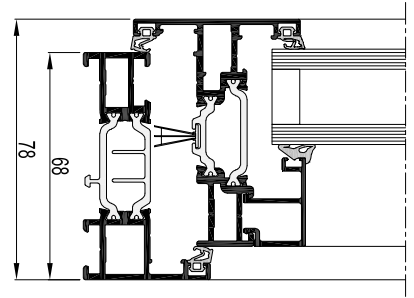
PERFORMANCES	
Thermal insulation	Uf-value down to 1.8 W/m ² K depending on the frame/vent combination and the glass thickness. Uw of less than 1.4 W/m ² K for a standard window section
Acoustic performance	Rw(C;Ctr) = 38 (-1; -4) dB / 45 (-1; -5) dB, depending on glazing type
Air tightness	Up to 600 Pa (class 4)
Wind load resistance	Up to 1600Pa (Class C4)
Water tightness	Up to 600 Pa (class 9A)
Burglar resistance	Up to RC 2 (EN 1627 & NEN 5096) + PAS 24



Fenix I, Rotterdam, the Netherlands
Architect: Mei architects and planners
Photography: Arthur Bagen

SlimLine 68

Windows



Reynaers Aluminium's SlimLine 68 window system is specifically designed to meet the demand for an outward opening window with very slim profiles. Particularly suited to use in residential properties, this window maximises the glass area to let in lots of natural daylight. The slim frames and clean lines make this window ideal for both contemporary and more traditional properties, as the design of the window mimics the sight lines of the original steel-framed windows. Its 68mm frame depth makes it perfect as a replacement window as it usually fits within the existing plaster line.

SlimLine 68 vents can be glazed from the inside as well as the outside, and are available on a standard and a HI insulation level.

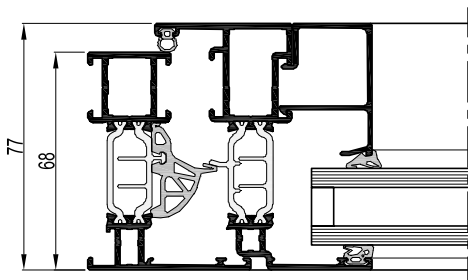


TECHNICAL CHARACTERISTICS

		CUBIC
Min. visible width outward opening window	Frame	15 mm
	Vent	50 mm
Min. visible width T-profile		50 mm
Overall system depth window	Frame	68 mm
	Vent	68 mm
Rebate height		18 mm
Glass thickness		up to 43 mm
Glazing method		dry glazing with EPDM or neutral silicones
Thermal insulation		omega-shaped fibreglass reinforced polyamide strips (32 mm)
High Insulation variant (HI)		available

PERFORMANCES

Thermal insulation	Uf-value down to 2.5 W/m ² K depending on the frame/vent combination and the glass thickness. Uw ≥ than 1.4 W/m ² K for a standard window section
Acoustic performance	Rw (C; Ctr) = 36 (-1; -5) dB / 47 (-2; -7) dB, depending on glazing type
Air tightness	Up to 600 Pa (class 4)
Wind load resistance	Up to 1600 Pa (class 4)
Water tightness	Up to 1200 Pa (class E1200)
Burglar resistance	PAS 24



ConceptSystem 77

Windows & Doors

Optimised safety and comfort

ConceptSystem 77 is a high insulating window and door system that meets elevated requirements regarding thermal insulation, stability and security.

The system's performance regarding acoustics, water- and air tightness, but also for specific applications like Bullet - and Fire Resistance, meets the most severe European standards. Moreover, it is available in different burglar resistance levels (class 2 & 3) making it an extremely secure system. For insulation, it even achieved the Swiss Minergie® component label.

To match the different building types, the system is available in a variety of aesthetic styles: Functional, Softline and Hidden Vent.

This windows & doors system includes a complete range of solutions for all types of inward and outward opening windows and doors. The combination possibilities with the ConceptPatio 130 sliding system makes ConceptSystem 77 extremely suitable for all types of building concepts, even with the highest safety requirements.



TECHNICAL CHARACTERISTICS

Min. visible width inward opening window

Min. visible width inward opening flush door

Overall system depth window

Rebate height

Glass thickness



FUNCTIONAL

HIDDEN VENT

SOFT LINE

	FUNCTIONAL	HIDDEN VENT	SOFT LINE
Frame	51 mm	76 mm	51 mm
Vent	33 mm	not visible	33 mm
Frame	68 mm	-	-
Vent	76 mm	-	-
Frame	68 mm	68 mm	68 mm
Vent	77 mm	72.5 mm	77 mm
Rebate height	25 mm	18.5 mm	25 mm
Glass thickness	up to 53 mm	up to 49 mm	up to 40 mm

PERFORMANCES

Thermal insulation	Uf-value down to 1.2 W/m ² K depending on the frame/vent combination and the glass thickness
Acoustic performance	Rw (C;Ctr) = 36 (-1;-4) dB / 42 (-2;-4) dB, depending on the glazing type
Air tightness	Up to 600 Pa (class 4)
Wind load resistance	Up to 2000 Pa (class 5)
Water tightness	Up to 900 Pa (class E900)
Burglar resistance	Up to RC 3 (EN 1627 & NEN 5096) + PAS 24

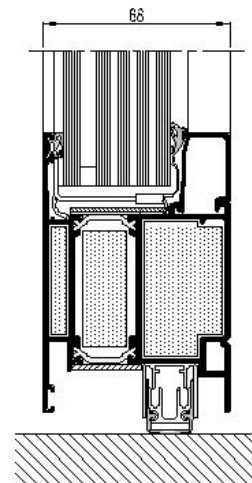
ConceptSystem 77-FP

Windows & Doors



The ConceptSystem 77-FP EI30 and EI60 is developed based on the existing ConceptSystem 77 profiles and accessories for windows and doors and extensively tested in an optimized European test and approval program. The fireproofing time span is achieved by inducing a special cooling material into the profile chambers and by using self-adhesive and water-resistant swelling gaskets. These gaskets do not need to be sealed, reducing fabrication time of the profiles and saving costs.

The ConceptSystem 77 fire proof range is available as outward opening single and double doors, panic doors, combined fixed window elements as well as glazed partition walls. This extensive range of configurations offers a huge range of options and combinations for architects to work with. Furthermore a large choice of accessories and locking devices is available.

CS 77-FP60 door



TECHNICAL CHARACTERISTICS	FIRE PROOF EI30	FIRE PROOF EI60
Rebate height	25 mm	25 mm
Glass thickness	from 15 mm to 52 mm	from 15 mm to 52 mm
Glazing method	dry glazing with EPDM or neutral silicone	dry glazing with EPDM or neutral silicone

PERFORMANCES	FIRE PROOF EI 30	FIRE PROOF EI 60
European testing standards	EN 1364-1 EN 1634-1	EN 1364-1 EN 1634-1
Classification standard	EN 13501-2	EN 13501-2
 Fire resistance classification	EW30, E30, EI ₁ 30, EI ₂ 30	EI45, EW60, E60, EI60
 Burglar resistance	Up to RC 2 (EN 1627)	


ConceptSystem 77-BP

Windows & Doors








ConceptSystem 77-BP is an extension of ConceptSystem 77 which enables the realisation of bulletproof windows and doors according to the most severe European standards.

We offer a range of window & doors solutions for classifications FB3 up to FB6, FSG & Kalashnikov.

Optionally, the windows can be offered with a burglar resistance up to RC 3.



TECHNICAL CHARACTERISTICS	BULLETPROOF	
Min. visible width inward opening window	Frame	128 mm
	Vent	-
Min. visible width inward opening flush door	Frame	77 mm
	Vent	77 mm
Overall system depth window	Frame	97 mm
	Vent	77 mm
Rebate height		25 mm
Glass thickness		from 25 to 63 mm

PERFORMANCES	
 Thermal insulation	Uf-value down to 1.94 W/m ² K, depending on the frame/vent combination
 Acoustic performance	Rw (C; Ctr) ≤ 42 (-2; -4) dB, depending on the glazing type
 Air tightness	Up to 600 Pa (class 4)
 Wind load resistance	Up to 2000 Pa (class 5)
 Water tightness	Up to 900 Pa (class E900)
 Bullet resistance	Up to FB 6, FSG & Kalashnikov (EN 1522)
 Burglar resistance	Windows: up to RC 3 (EN 1627)

ConceptSystem 68

Windows & Doors







Universal solution

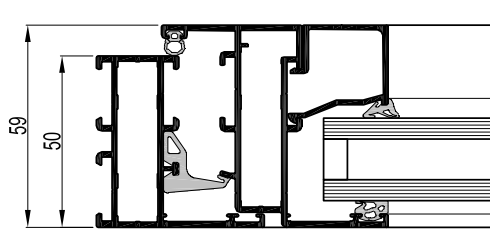
ConceptSystem 68 is a universal window and door system, with good performances regarding stability, thermal insulation and security. The system is available in a variety of aesthetic styles: Functional and Hidden Vent — this way the windows can match your building style perfectly.

The system offers a range of solutions for inward and outward opening windows or doors, and is compatible with the Ventalis ventilation units. In addition, ConceptSystem 68 windows and doors can comply with burglar resistance classes 2 and 3, offering an ultimate level of security.



TECHNICAL CHARACTERISTICS		FUNCTIONAL	HIDDEN VENT
Min. visible width inward opening window	Frame	51 mm	76 mm
	Vent	33 mm	not visible
Min. visible width inward opening flush door	Frame	68 mm	-
	Vent	76 mm	-
Overall system depth window	Frame	59 mm	59 mm
	Vent	68 mm	63.5 mm
Rebate height		25 mm	18.5 mm
Glass thickness		up to 44 mm	up to 40 mm

PERFORMANCES	
 Thermal insulation	Uf-value down to 1.8 W/m ² K, depending on the frame/vent combination
 Acoustic performance	Rw (C;Ctr) = 37 (-1;-4) dB / 44 (-2;-5) dB, depending on the glazing type
 Air tightness	Up to 600 Pa (class 4)
 Wind load resistance	Up to 1600 Pa (class 4)
 Water tightness	Up to 750 Pa (class E750)
 Burglar resistance	Windows: Up to RC 2 (EN 1627 & NEN 5096) Doors: Up to WK 3 (NEN 5096)



ConceptSystem 59Pa

Windows & Doors



Ideal for warm climates





ConceptSystem 59Pa offers an extensive range of non-insulated profiles for the construction of elegant and moderately priced aluminium windows and doors in functional or renaissance style. Therefore, ConceptSystem 59Pa is the ideal system for applications in warm climates but it can also be used for the partitioning of indoor office spaces.

For winter gardens, special combinations are possible with the Reynaers Aluminium conservatory systems. The different design options and the large choice of colours allow a perfect match with the building style.

TECHNICAL CHARACTERISTICS

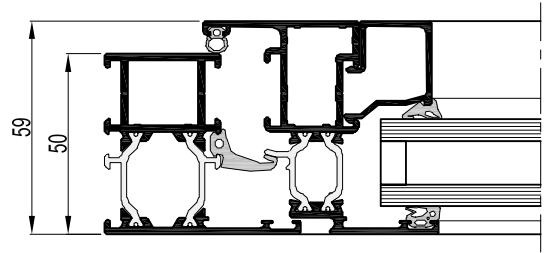
		PARALLEL	RENAISSANCE
Min. visible width inward opening window	Frame	49 mm	55 mm
	Vent	21 mm	31 mm
Min. visible width inward opening flush door	Frame	61,5 mm	-
	Vent	72,5 mm	-
Overall system depth window	Frame	50 mm	59 mm
	Vent	59 mm	68 mm
Rebate height		25 mm	25 mm
Glass thickness		up to 35 mm	up to 35 mm

PERFORMANCES

 Acoustic performance	Rw (C;Ctr) = 36 (-1;-3) dB / 44 (-2;-4) dB, depending on the glazing type
 Air tightness	Up to 600 Pa (class 4)
 Wind load resistance	Up to 2000 Pa (class 5)
 Water tightness	Up to 750 Pa (class E750)

EcoSystem 50

Windows & Doors









Simply smart

ES 50 is an insulated system for inward and outward opening windows and doors, that combines aesthetic design and energy efficiency with a moderate price. The system's limited built-in depth allows its application in many constructions, even with reduced wall thicknesses.

Design wise, ES 50 offers, next to the functional design frames, special block profiles resembling wooden frames. The use of invisible fittings results in an even more elegant look, since hinges are no longer in sight. In addition, ES 50 can comply with burglar resistance class 2, offering a safe and secure solution both for residential constructions and utility buildings.



TECHNICAL CHARACTERISTICS		FUNCTIONAL
Min. visible width inward opening window	Frame	48 mm
	Vent	30 mm
Min. visible width inward opening flush door	Frame	67 mm
	Vent	74 mm
Overall system depth window	Frame	50 mm
	Vent	59 mm
Max vent height		2200 mm
Rebate height		22 mm
Glass thickness		up to 32 mm

PERFORMANCES	
 Thermal insulation	Uf-value down to 1.6 W/m ² K depending on the frame/vent combination and the glass thickness
 Acoustic performance	Rw (C;Ctr) = 35 (-1;-4) dB / 39 (-1;-3) dB, depending on the glazing type
 Air tightness	Up to 600 Pa (class 4)
 Wind load resistance	Up to 1600 Pa (class 4)
 Water tightness	Up to 600 Pa (class 9A)
 Burglar resistance	Up to RC 2 (EN 1627) + PAS 24





Beaurivage Apartments, Biel, Switzerland
Architect: Bauzeit Architekten GmbH & Strässler - Architect
Photo: © yves-andrech



Hi-Finity



SlimPatio 68



ConceptPatio 130



MasterPatio



ConceptPatio 155



Reynaers
Aluminium

Sliding Systems



ConceptPatio 68



ConceptFolding 77



ConceptPatio 45Pa





ConceptFolding 68

Design & Performance

Sliding & Folding Systems

DESIGN VARIANTS	Hi-Finity	MasterPatio	SlimPatio		ConceptPatio			ConceptFolding	
			68	155	130	68	45Pa	77	68
Functional	■	■	■	■	■	■	■	■	■
Slim Line	■		■	■	■			■	
Single Rail			■					■	■
Multirail				■	■				
Motorised	■	■		■					
Zero threshold	■		■	■	■			■	■
Low threshold			■	■	■			■	■
Pocket			■	■	■	■			
Open corner	■	■	■	■	■	■			
Glass corner	■	■		■	■	■			
SAFETY VARIANTS									
Burglar resistance	■	■	■	■	■	■		■	■
OVERALL SYSTEM DEPTH (STANDARD)									
Frame	148/180 mm	180 mm	120 mm	155 mm	130 mm	68 mm	50 mm	77 mm	68 mm
Vent	44/60 mm	77 mm	64 mm	68 mm	59 mm	41/49 mm	29 mm	77 mm	68 mm
SUSTAINABILITY									
High insulation	■	■	■	■	■	■		■	■
Passive House Level	■	■							
Recycled Thermal break		■							
ENERGY PERFORMANCE									
Insulation (Uf-value >= ...)*	1,4 W/m²K	0,8 W/m²K	2,4 W/m²K	1,1 W/m²K	2,35 W/m²K	2,5 W/m²K	-	2,3 W/m²K	1,8 W/m² K
Air tightness Class (value in Pa)	4 (600 Pa)	4 (600 Pa)	4 (600 Pa)	4 (600 Pa)	4 (600 Pa)	4 (600 Pa)	4 (600 Pa)	4 (600 Pa)	4 (600 Pa)
Water tightness Class (value in Pa)	E750 (750 Pa)	E1200 (1200 Pa)	8A (450 Pa)	E1050 (1050 Pa)	9A (600 Pa)	7B (300 Pa)	7B (300 Pa)	9A (600 Pa)	9A (600 Pa)
Wind load resistance Class (value in Pa)	5 (2000 Pa)	3 (1200 Pa)	5 (2000 Pa)	4 (1600 Pa)	5 (2000 Pa)	4 (1600 Pa)	4 (1600 Pa)	3 (1200 Pa)	2 (800 Pa)

* Depending on frame/vent combination - HI variant - Ug value = 1.0 and pSi = 0.11

expected in 2021 
available 

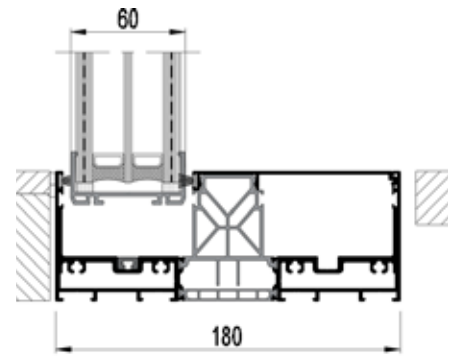
Opening Types

Sliding & Folding Systems

OPENING TYPES	Hi-Finity	MasterPatio	SlimPatio		ConceptPatio			ConceptFolding	
			68	155	130	68	45Pa	77	68
	■		■	■	■	■	■		
	■			■	■				
	■		■	■	■	■	■		
	■		■	■	■	■	■		
	■		■	■	■	■	■		
	■		■	■	■	■	■		
				■	■	■	■		
				■	■		■		
				■	■	■	■		
		■		■	■				
				■	■				
		■		■	■				
		■		■	■				
		■		■	■				
		■		■	■				
		■		■	■				
	■			■	■	■			
	■		■	■	■				
	■	■	■	■	■				
								■	■

HiFinity

Sliding Systems



The infinite view

Enjoy an infinite view with ultimate performances! The ultra-slim design of the HiFinity sliding door creates large transparent surfaces, with a light, sleek and elegant appearance.

This sliding door seamlessly extends the house's interior to the outside with multiple threshold options, including a continuous floor finish. Despite the minimal visual sidelines, the systems high strength allows HiFinity to carry the weight of a large sliding glass pane up to 750 kilograms. Fixed panels up to 1200 kg.

This in combination with the high energy performance and the minimalistic look makes this product the best solution for low-energy contemporary architecture.

For an even higher level of comfort a concealed motor allows you to open the vents with the push of a button, or by connecting the motor to your home automation system. This high performance motor guarantees optimum convenience during use and is a safe and reliable solution.

HiFinity is an exclusive system, only produced by certified fabricators.



TECHNICAL CHARACTERISTICS		Double glazing	Triple glazing	Floor/Profile Finish
Height	Built-in frame	68 mm / 100 mm	68 mm / 100 mm	same
Visible width / height	Vent	8 mm	10 mm	40mm (bottom)
	Meeting section	35 mm (adjustable)	35 mm (adjustable)	same
	Meeting section 4 doors	67 mm (adjustable)	69 mm (adjustable)	same
Overall system depth	Frame	Duo Rail : 148 mm 3-Rail : 234 mm	Duo Rail : 180 mm 3-Rail : 282 mm	FF: 10mm (bottom) PF: same
	Vent	44 mm	60 mm	same
Maximal element height		4000 mm		
Maximal vent weight		300 kg manual / 750 kg motorized / 1200 kg fixed		
Glass thickness		36-38 mm	52-54 mm	same

PERFORMANCES			
Thermal insulation		Uw-value down to Uw 1.0 W/m²K (Minergie) depending on profile and glass choice	Uf down to 1.4 W/m²K
Acoustic performance		Rw(C;Ctr) = 46 (-1;-3) dB	n/a
Air tightness		Up to 600 Pa (class 4)	Up to 600 Pa (class 4)
Wind load resistance		Up to 2000Pa (class 5)	FF: Up to 1200Pa (3) PF: Up to 2000Pa (5)
Water tightness		Up to 750Pa (class E750)	FF: Up to 300Pa (7A) PF: Up to 600Pa (9A)
Burglar resistance		Up to RC 2 (EN 1627)	Up to RC 2 (EN 1627)



MasterPatio


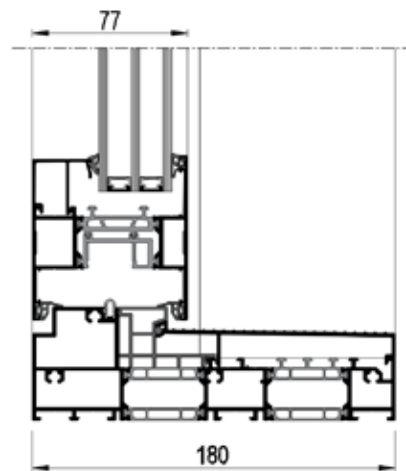
Sliding Systems

Crafted by Masters

With the introduction of MasterPatio, we continue to push our efforts to remain the system of choice for fabricators and installers. It has been developed with key design drivers such as superior thermal and water performances, clean aesthetics, sustainable efforts, and compatibility with the MasterLine 8 system.

The Passive house level thermal performance, and best in class water performance (up to 1500Pa for projects) are combined with beautiful lines and details. Most components and accessories are concealed or flush integrated in the profiles, the visible sightlines are kept consistent throughout sliding parts, reinforcements and other transom profiles, and the frame can be concealed. It uses recycled PA6.6 insulation bars, reduces waste by needing less profiles throughout all configurations, and the optimisation of the available profile lengths results in less scrap material.

The built-in compatibility with MasterLine 8 transforms MasterPatio from a sliding system to a floor-to-ceiling facade system, giving you complete design freedom in any circumstances, even in high-rise buildings.



TECHNICAL CHARACTERISTICS	MONORAIL OUTSIDE GLAZED	MONORAIL INSIDE GLAZED	2-RAIL
	Frame	14 / 60 mm	0 / 60 mm
Visible width / height	Vent	50 / 87 mm	
	Meeting	50 / 87 mm	
	T-profile	50 / 87 mm	
Overall system depth	Frame	180 mm	
	Vent	77 mm	
Max sash weight		400 kg	
Max sash height		3,600 mm	
Rebate height		27 mm	
Max glass thickness		up to 63 mm	

PERFORMANCES	
Thermal insulation	Uw-value down to 0.8 W/m ² K, depending on the frame/vent combination and the glass thickness
Acoustic performance	Up to Rw (C; Ctr) = 44 (-1;-4) dB depending on glazing type
Air tightness	Up to 600 Pa (class 4)
Wind load resistance	Up to 2000 Pa (class 5)
Water tightness	Up to 1200 Pa (class E1200)
Burglar resistance	Up to RC 2* (ENV 1627) (*expected 2021)



SlimPatio 68

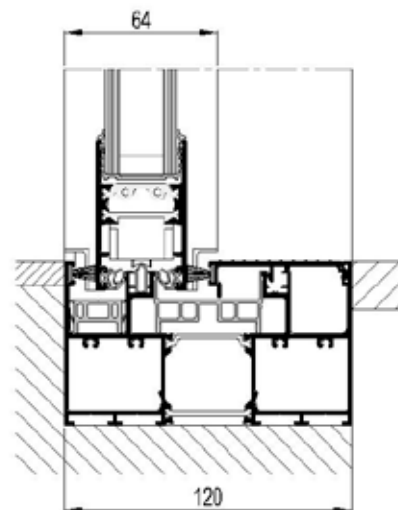
Sliding Systems

Open elegance

SlimPatio 68 is a high insulated sliding system with slim profiles and a concealed frame that combines comfort with elegance. Thanks to the ultra slim design, this sliding window allows for maximum natural light and provides an optimal panoramic view. The integrated innovative technologies guarantee ultimate performances with regard to wind and water tightness and thermal insulation, meeting with the highest standards.

The sliding system SlimPatio 68 offers you all design freedom to create contemporary living spaces, combining ultimate brightness with maximum comfort.






This sliding system offers a wide range of opening possibilities, from elements which slide over 2- and 3-rail solutions, allowing you to open up to 6 leaves, over a very slim central closing option of only 74 mm wide, to a single- and double-rail pocket solution that allows you to slide the elements into the wall.



TECHNICAL CHARACTERISTICS

		2-RAIL	3-RAIL
Visible width / height	Frame		0 mm
	Horizontal Vent		34 mm
	Vertical vent		34 mm
	Meeting section		34 mm
Overall system depth	Frame	120 mm	176 mm
	Vent		64 mm
Maximal vent height			2700 mm
Maximal vent weight			250 kg
Rebate height			18 mm
Glass thickness			from 24 mm to 36 mm
Thermal insulation		32 mm and 36 mm fibreglass reinforced polyamide strips	
Glazing		EPDM, according to the envelop-principle	

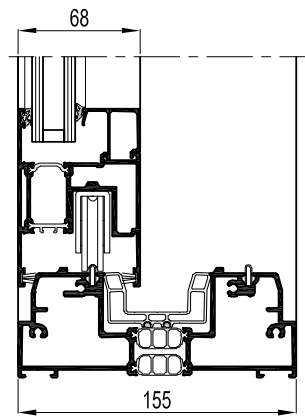
PERFORMANCES

 Thermal insulation	Uw-value down to 1.2 W/m ² K, for 3000mm x 2500mm frame/vent combination (Ug=0.8 W/m ² K)
 Acoustic performance	Rw (C; Ctr) = 40 (-2;-4) dB
 Air tightness	Up to 600 Pa (class 4)
 Wind load resistance	Up to 2000 Pa (class 5)
 Water tightness	Up to 450 Pa (class 8A)



ConceptPatio 155

Sliding Systems



Sophistication for quality and insulation

ConceptPatio 155 is a premium insulating slide and lift-slide system, designed to create maximal opening elements, combined with increased comfort. The system perfectly links up to the ConceptSystem 77 series.

With the Slim Chicane variant, we introduced a sliding window with a meeting section of only 50mm width, which transforms our ConceptPatio 155(-LS) into a modern design and makes it an elegant system, ready to meet today's trends.







The system can be upgraded to High Insulation (HI) in order to achieve even better insulation values, which makes the system suitable for low energy buildings.

ConceptPatio 155 is available with various opening possibilities, including open / glass corner, pocket and the low and zero threshold option offers a solution to improve the buildings accessibility. Optional automatic opening solutions guarantee a maximum of comfort.

The lift-slide system allows the creation of glazed doors with extreme dimensions and weights up to 400 kg. Monorail allows up to 1500 kg for fixed panels. Additionally, it can comply with burglar resistance class 2, offering a safe and secure solution.



TECHNICAL CHARACTERISTICS		SLIDE	LIFT-SLIDE
Visible width / height	Frame	0/20/60mm	50 - 60 mm
	Vent	102 mm	102 mm
	Meeting section	50/115 mm	50/115 mm
Overall system depth	Frame	155 mm	155 mm
	Vent	68 mm	68 mm
Rebate height		25 mm	25 mm
Glass thickness		up to 52 mm	up to 52 mm

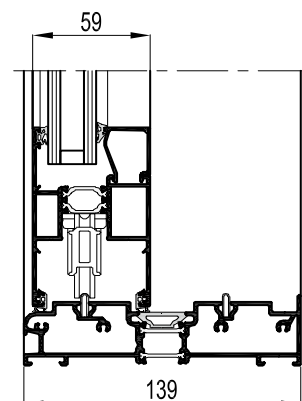
PERFORMANCES	
 Thermal insulation	Uw-value down to 1.04 W/m ² K for Minergie version, with Ug = 0.5 W/m ² K
 Acoustic performance	Rw (C;Ctr) = 35 (-2;-5) dB / 42 (-1;-3) dB, depending on the glazing type
 Air tightness	Up to 600 Pa (class 4)
 Wind load resistance	Up to 1600 Pa (class 4)
 Water tightness	Up to 900 Pa (class E900)
 Burglar resistance	Up to RC2 (ENV 1627) + PAS 24



Private House, Uznach, Switzerland
Architect: Daluz / González Architekten
Photography: Peter Baracchi

ConceptPatio 130

Sliding Systems



Aesthetic functionality






ConceptPatio 130 is a highly insulated slide and lift-slide system, which meets the highest requirements with regard to insulation, stability and safety. The system perfectly links up to the CS 68 series.

ConceptPatio 130 is available with various opening possibilities and the low and zero threshold option offers a solution to improve the buildings accessibility. The open corner and pocket solution make it possible to open up spaces without any fixed corner element, creating a perfect and clear continuity between the indoor and outdoor spaces. This makes it ideal for rooms with a view.

This robust system allows the construction of large and stable sliding windows and doors with a vent weight up to 300 kg. It also offers an aesthetical slimline middle section. Additionally, it can comply with burglar resistance class 2, offering a safe and secure solution.



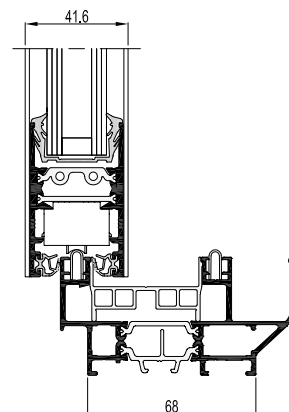
TECHNICAL CHARACTERISTICS		SLIDE	LIFT-SLIDE	750PA
Visible width / height	Frame	50 mm	28/35/40 mm	22/51 mm
	Vent	98 mm	98 mm	98 mm
	Meeting	50/69/98 mm	50/69/98 mm	98 mm
	T-profile	From 76 mm till 115 mm	From 76 mm till 115 mm	76 mm till 115 mm
Overall system depth	Frame	110-139 mm	139 mm 210 mm	139 mm
	Vent	59 mm	59 mm	59 mm
Rebate height		25 mm	25 mm	25 mm
Glass thickness		up to 43 mm	up to 43 mm	up to 43 mm
Max sash weight			300 kg	
Max sash height			2700 mm	

PERFORMANCES		
	Thermal insulation	Uw-value down to 1.9 W/m ² K, depending on the frame/vent combination and the glass thickness
	Air tightness	Up to 600 Pa (class 4)
	Wind load resistance	Up to 1600 Pa (class 4)
	Water tightness	Up to 600 Pa (class 9A)
	Burglar resistance	Up to RC 2 (ENV 1627) + PAS 24



ConceptPatio 68

Sliding Systems



ConceptPatio 68 is a highly-insulated sliding system that combines elegance with performance and security. This unique sliding system is characterised by its slim profiles, allowing the integration of large windows and doors for maximum views, in combination with burglary resistance class RC2. The integrated innovative technologies guarantee ultimate performances with regard to wind and water tightness and thermal insulation, meeting with the highest standards.







The sliding system ConceptPatio 68 offers you all design freedom to create contemporary living spaces, combining ultimate brightness with maximum comfort and security.

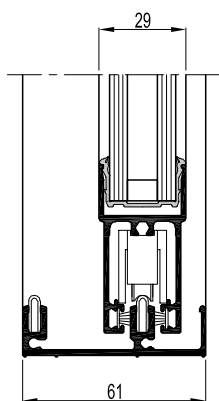


TECHNICAL CHARACTERISTICS

		SLIDE
Visible width	Frame / Vent	109 mm
	Meeting section	34 mm
Overall system depth	Frame	68 mm 124 mm
	Vent	41,6 mm
Maximal vent height		2500 mm
Maximal vent weight		200 kg
Rebate height		18 mm
Glass thickness		28 / 36 mm
Glazing method		with EPDM in accordance with the envelope principle
Thermal insulation		32 mm and 36 mm fibreglass reinforced polyamide strips

PERFORMANCES

 Thermal insulation	Uw-value down to 1.8 W/m ² K, depending on the frame/vent combination and the glass thickness
 Acoustic performance	Rw (C; Ctr) = 38 (-2;-4) dB
 Air tightness	Up to 600 Pa (class 4)
 Wind load resistance	Up to 1600 Pa (class 4)
 Water tightness	300 Pa (class 7B)
 Burglar resistance	Up to RC 2 (EN 1627)



ConceptPatio 45Pa

Sliding Systems



Less is more




ConceptPatio 45Pa is a non-insulated sliding system offering a wide range of solutions ideal for applications in warm climates, winter gardens or the partitioning of indoor office spaces.

ConceptPatio 45Pa applies the latest techniques, designed according to the highest European quality standards. This sliding system offers the complete range of opening possibilities, from sliding elements in the wall, over 2-, 3- to even 4-rail solutions.

With the minimalistic design, it realises an aesthetic solution for your building. In addition, the sliding elements can easily be integrated with different types of windows, conservatory systems, sun screenings and screen doors.

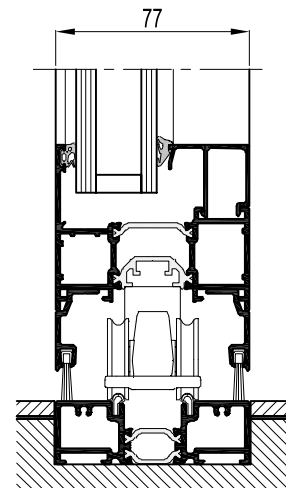
TECHNICAL CHARACTERISTICS		MONORAIL	2-RAIL	3-RAIL	4-RAIL
Visible width / height	Frame	45 mm	17 mm / 45 mm	17 mm / 45 mm	17 mm / 45 mm
	Horizontal vent			56 mm	
	Vertical vent			54.5 mm / 67 mm	
	Meeting section			40 mm	
Overall system depth window	Frame	48 mm / 56 mm	50 mm / 61 mm	86 mm / 97 mm	122 mm / 133 mm
	Vent			29 mm	
Glass thickness				from 6 mm to 24 mm	

PERFORMANCES

 Air tightness	Up to 600 Pa (class 4)
 Wind load resistance	Up to 1600 Pa (class 4)
 Water tightness	Up to 300 Pa (class 7B)

ConceptFolding 77

Folding Systems



Invite nature into your building

ConceptFolding 77 combines high insulation and comfort with maximal transparency and aesthetics. It allows for large and heavy glass panes to really open up the space, while assuring optimal insulation.

This high performance system offers different opening types, both inward and outward, to meet all possible requirements. Apart from the standard folding elements, it can feature a main door principle, in which the first leaf is used as an entrance door without affecting the other folding leaves.







ConceptFolding 77 is available in 4 different threshold solutions, from high performance to low and even flush thresholds, in order to perfectly match all comfort and aesthetic requirements.

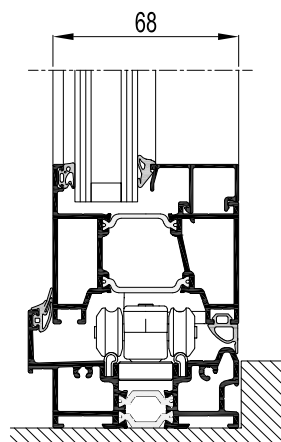
Additionally, the concept can be perfectly combined with the concept systems for windows, doors and curtain walls.

The ConceptFolding 77 is available in a functional and an SL variant, which features a slimmer visible profile width.




TECHNICAL CHARACTERISTICS	FUNCTIONAL	SLIMLINE
Visible frame / threshold	0/18/42/57/82 mm	0/25 mm
Visible vent width	66 mm	55 mm
Visible vent - vent width	144 mm	122 mm
System depth	77 mm	77 mm
Max vent size	1200x3000 mm	1200x3000 mm
Max vent weight	120 kg	120 kg
Rebate height	25 mm	25 mm
Max glass thickness	63 mm	44 mm

PERFORMANCES	
 Thermal insulation	Uf-value down to 2.25 W/m ² K
 Acoustic performance	Rw (C; Ctr) = 45 (-1;-5) dB
 Air Tightness	Up to 600 Pa (class 4)
 Wind load resistance	Up to 1200 Pa (class 3)
 Water Tightness	Up to 600 Pa (class 9A)
 Burglar resistance	Up to RC 2 (EN 1627) + PAS 24



ConceptFolding 68

Folding Systems



Endless enjoyment

Answering the needs of contemporary architecture, the ConceptFolding 68 system combines design, comfort and space efficiency. The wide range of possibilities to unfold numerous glass panes makes the borders between in- and exterior literally vanish.

The folding principle of this high quality system allows you to combine thermal comfort and transparency, with a wide choice of in- or outside opening types. The 4 different choices in thresholds let you pick the exact configuration to fit your project needs.

As with all of our systems, the elements come in every colour and finish, if desired, offering a different colour for the interior and the exterior, all in order to perfectly match the building.

TECHNICAL CHARACTERISTICS

		FLUSH THRESHOLD	LOW THRESHOLD	DOUBLE WEATHER SEAL	HIGH PERFORMANCE
	Frame / Threshold	0-15 mm	5-30 mm	19-44 mm	19-74 mm
Visible width / height	Frame-vent section	100 mm / 111 mm			
	Vent-vent section	131 mm / 153 mm			
Overall system depth		68 mm			
Maximal vent height		2500 mm			
Maximal vent weight		90 kg			
Rebate height		14 mm / 25 mm			
Glass thickness		12-55 mm			


PERFORMANCES

Thermal insulation	Uf-value down to 1.8 W/m ² K, depending on the profile combination			
Acoustic performance	Rw (C; Ctr) = 40 (-2;-4) dB			
Air Tightness	Not applicable	Up to 600 Pa (class 4)		
Wind load resistance	Not applicable	Up to 1200 Pa (class 3)		
Water Tightness	Not applicable	Class 5A (200 Pa)	Class 7A (300 Pa)	Up to Class 9A (600 Pa)
Burglar resistance	Up to RC 2 (EN 1627) + PAS 24			


Reynaers Campus, Duffel, Belgium
Architect: Jaspers Evers Architects
Photo: Philippe Van Gelooven



ConceptWall 50



ConceptWall 60




ConceptWall 50-FP



Reynaers
Aluminium

Curtain Walls



ElementFaçade 7



ConceptWall 86(-EF)



ConceptWall 65-EF

ConceptWall 50

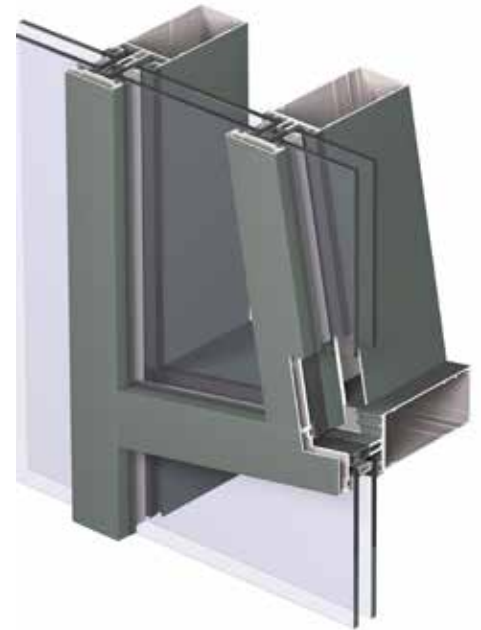
Curtain Walls

Unlimited creative freedom and maximum entrance of light







Concept Wall 50 is a façade and roof system that offers unlimited design freedom and allows maximum transparency. Innovative solutions contribute towards the tendency of big, heavy and high insulated glass panes. It supports glass panes up to 700 Kg in various glass configurations. Even more glass weight can be offered in bespoke solutions.

The system is available in several design and glazing variants, but also includes different technical variants to comply with specified levels of fire-resistance and thermal insulation down to $U_f = 0.56W/m^2K$.

The design variants offer solutions for both the exterior and the interior of the building. The glazing variants range from using standard pressure plates, to structurally glazed and structurally clamped solutions.



PERFORMANCES

 Thermal insulation	U_f -value down to $0.56W/m^2K$ depending on the profile combination
 Acoustic performance	R_w (C;Ctr) = 33 (-1;-3) dB / 60 (-2;-6) dB, depending on the glazing type or panel type
 Air tightness	Up to 1950 Pa (class AE 1950)
 Wind load resistance	Up to 2400 Pa
 Water tightness	Up to 1950 Pa (class RE 1950)
 Burglar resistance	Up to RC 3 (NEN 5096 / ENV 1627)






FUNCTIONAL

TECHNICAL CHARACTERISTICS

Inside visible width	50 mm
Outside visible width	50 mm
Glass thickness	from 6 to 61 mm



HIGH INSULATION

Inside visible width	50 mm
Outside visible width	50 mm
Glass thickness	from 22 to 61 mm



STRUCTURAL CLAMPED


TECHNICAL CHARACTERISTICS

Inside visible width	50 mm
Outside visible width	joint: 20 mm
Glass thickness	from 27 mm to 63 mm



STRUCTURAL GLAZED


Inside visible width	50/88 mm
Outside visible width	EPDM gasket (width 27 mm)
Glass thickness	from 24 mm to 36 mm



TRANSOM-TRANSOM

TECHNICAL CHARACTERISTICS

Inside visible width	50 mm
Outside visible width	50 mm
Glass thickness	from 6 to 64 mm



SLIMLINE

Inside visible width	15/50 mm
Outside visible width	50 mm
Glass thickness	from 6 to 61 mm



HORIZONTAL LINING

TECHNICAL CHARACTERISTICS

Inside visible width

50 mm

Outside visible width

vertical: 30 mm joint
horizontal: 50 mm

Glass thickness

from 22 to 48 mm



VERTICAL LINING

50 mm

vertical: 50 mm
horizontal: 20 mm joint

from 27 to 40 mm



ROOF APPLICATION

TECHNICAL CHARACTERISTICS

Inside visible width


50 mm

Outside visible width

50 mm

Glass thickness

from 6 to 60 mm



ALU ON STEEL

50 mm

50 mm

from 6 to 61 mm



HIDDEN VENT
(INWARD OPENING)

TECHNICAL CHARACTERISTICS

Inside visible width

23/80 mm

Outside visible width

50 mm

Glass thickness

opening window 22-28 mm
(opening window SC 29-32 mm)



TOP HUNG & POW
(OUTWARD OPENING)

15/108 mm (FUNCTIONAL & SG)

0mm (SG) /105 mm

from 24 until 62 mm

ConceptWall 50-FP

Curtain Walls



Optimal fire protection, maximum daylight admission and excellent thermal performance.

The ConceptWall 50-FP fire rated curtain wall is designed to provide an EW30, EI 30 or EI 60 fire resistance, whilst still offering the same advantages as the standard ConceptWall 50 system.

The system can be applied for both the exterior and the interior of the building, and can also offer burglar resistance as an extra option.

ConceptWall 50-FP contributes towards the tendency to use big, heavy glass panes and allows for the creation of transparent designs.

The latest update makes sure the system stays relevant. Its glass thicknesses up to 77mm triple glass which enables a uniform and high thermal performance throughout the whole façade surface. The anchoring and expansion joint between the floors simplifies and speeds up installation.

This façade system is compatible with our ConceptSystem 77-FP fire resistant door system.


TECHNICAL CHARACTERISTICS

Rebate height
Glass thickness
Glazing method

FIRE PROOF EI 30
20 mm
from 34 to 78mm
fixing by pressure plates

FIRE PROOF EI60
20 mm
from 34 to 78mm
fixing by pressure plates

PERFORMANCES

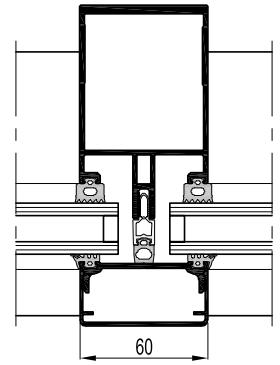
European testing standards
Classification standard
 Fire resistance classification

FIRE PROOF EI 30
EN 1364-3
EN 13501-2
E15, EI15, EW20, E30, EW30, EI30

FIRE PROOF EI60
EN 1364-3
EN 13501-2
EW60, E60, EI60

ConceptWall 60

Curtain Walls




Solution for heavy glass panes







ConceptWall 60 is an excellent thermally insulated curtain wall system for robust constructions of large glass surfaces, that answers even to the specific needs of sloped or curved constructions. This modular system is designed with intelligently reinforced profiles, allowing facade design with wide glass panels.

The ConceptWall 60 concept meets the highest requirements in water- and air tightness, wind load resistance and thermal insulation. It also offers the possibility to integrate triple glazing.

This curtain wall system is standard available in 4 different aesthetic outside appearances. These different design options, together with the flush roof application, make ConceptWall 60 the perfect system for ultimate design freedom. In addition, it is made up of an extensive profile range and facilitates the integration of all types of windows.




PERFORMANCES

 Thermal insulation	Uf-value down to 0.76W/m ² K depending on the profile combination
 Acoustic performance	Rw (C;Ctr) = 33 (-1;-4) dB / 56 (-1;-5) dB, depending on glazing type
 Air tightness	600 Pa (Class A4)
 Wind load resistance	Up to 2400 Pa
 Water tightness	Up to 1200 Pa (class RE 1200)
 Burglar resistance	Up to RC 3 (ENV 1627)



TECHNICAL CHARACTERISTICS

	FUNCTIONAL	HIGH INSULATION	STRUCTURAL CLAMPED
Inside visible width	60 mm	60 mm	60 mm
Outside visible width	60 mm	60 mm	Silicon joint or EPDM gasket of 20mm width
Glass thickness	6 mm to 62 mm	22 mm to 62 mm	27 mm to 63 mm



TECHNICAL CHARACTERISTICS

	STRUCTURAL GLAZED	HORIZONTAL/VERTICAL LINING	ROOF APPLICATION
Inside visible width	60/88 mm	60 mm	60 mm
Outside visible width	EPDM gasket of 27mm width	mix of 20/30 mm joint & 60 mm pressure plate	60 mm
Glass thickness	24 mm to 36 mm	22 mm to 48 mm	6 mm to 48 mm



Hotel Altapura, Val Thorens, France
 Architect: Studio Arch
 Photo: Laurent Brandajs

ElementFaçade 7

Curtain Walls

The element that builds the future

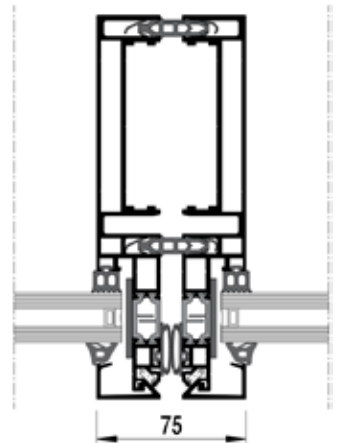
Whether it be a skyscraper in a capital, an office building with an exceptional architectural look or a renovation of a residential high-rise: every urban development project searches for products that makes it stand out.


At the same time, these projects aim to move fast and remain within the budget linked to standard products. In search of that ultimate combination, we dug deeper and came up with a remarkable result with exceptional performances.

With ElementFaçade 7, we provide you with an off-the-shelf product answer. This element façade is a tested and certified solution that meets a high level of architectural imagination.

Should your project require a customized solution, our expertise can help you to tailor it exactly to your needs. Its futureproof performance values also allow to further increase the height of façades, whilst meeting the strictest thermal and acoustic insulation, as well as sustainability requirements.

ElementFaçade 7 can also be combined with our opening elements range. Top hung or POW windows, or inward opening hidden vents are all easily integrated.










TECHNICAL CHARACTERISTICS

	FUNCTIONAL	STRUCTURAL GLAZED	OPENING ELEMENTS
Max. dimensions W x H	2.700 mm x 3.700 mm	2.700 mm x 3.700 mm	2.000 mm / 2.500 mm
Interior visible width	75 mm	75 mm	58 mm
Exterior visible width	75 mm	11 mm joint between glass	58 mm (Fu) 20 mm joint (SG)
Glass thickness	From 26 to 63 mm	From 36 to 60 mm	From 23 to 62 mm
Glass weight	300 kg	300 kg	-
Element weight	700 kg	700 kg	180 kg
Types of vent	All Reynaers Aluminium systems, top hung window, POW window	All Reynaers Aluminium systems, top hung window, POW window	-

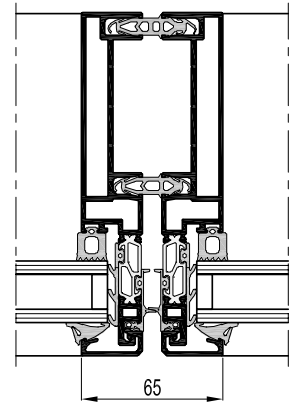
PERFORMANCES

	FUNCTIONAL	STRUCTURAL GLAZED	OPENING ELEMENTS
 Thermal insulation	U_f down to 1.3 W/m ² K, depending on the profile combination	U_{tj} down to 3.3 W/m ² K, depending on the profile combination	U_f down to 1.5 W/m ² K (Fu) U_{tj} down to 2.1 W/m ² K (SG)
 Acoustic performance	R_w (C;Ctr) = 43 (-2;-4) dB, depending on the glazing type	R_w (C;Ctr) = 42 (-2;-4) dB, depending on the glazing type	R_w (C;Ctr) = 41 (-2;-4) dB, depending on the glazing type
 Air tightness	1200 Pa (Class AE1200)	1200 Pa (Class AE1200)	600 Pa
 Wind load resistance	2400 Pa	2400 Pa	2000 Pa
 Water tightness	1200 Pa (Class RE1200)	1200 Pa (Class RE1200)	1500 Pa (Class RE1500)



ConceptWall 65-EF

Curtain Walls




Unitized façade system with maximum transparency

ConceptWall 65-EF is a cost efficient curtain wall system for element façades with unique slender aesthetics, without compromising the extreme strength and stability required in high-rise constructions.

The typical characteristics of the unitized façade result in a high execution speed on the building site, because its elements are completely pre-assembled in the workshop. This high productivity however embraces architectural aesthetics as it works with slender profiles of only 65 mm.





The system meets the highest performance requirements in water- and air tightness and wind load resistance. The curtain wall system is available in different insulation levels, answering the appropriate insulating requirement of the building. It also offers the possibility to integrate triple glazing.

ConceptWall 65-EF is available in two glazing variants, with unique aesthetical features: one variant holds the glass using glazing beads, while the glass of the Structural Glazing (SG) variant is structurally bonded, offering a complete glass surface at the outside of the building. To fully answer all needs of the building, the system can integrate opening elements, such as a top hung and parallel opening windows.





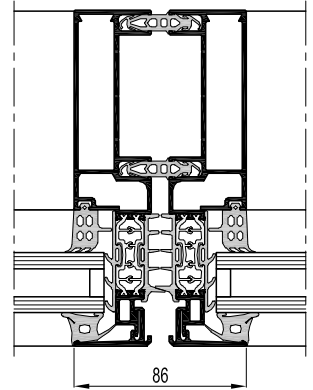
TECHNICAL CHARACTERISTICS	FUNCTIONAL	HIGH INSULATION	STRUCTURAL GLAZED
Max. dimensions W x H	1.600 mm x 3.700 mm	1.550 mm x 3.500 mm	1.600 mm x 3.700 mm
Interior visible width	65 mm	65 mm	65 mm
Exterior visible width	65 mm	65 mm	16 mm joint between glass
Glass thickness	From 4 to 36 mm	From 10 to 60 mm	From 4 to 40 mm
Glass weight	300 kg	300 kg	250 kg
Element weight	700 kg	700 kg	700 kg
Types of vent	All Reynaers Aluminium systems, top hung window, POW window	—	—

PERFORMANCES	FUNCTIONAL	HIGH INSULATION	STRUCTURAL GLAZED
 Thermal insulation	U_f down to 2.5 W/m ² K, depending on the profile combination	U_f down to 1.5 W/m ² K, depending on the profile combination	U_{ij} down to 7.6 W/m ² K, depending on the profile combination and glass composition
 Air tightness	600 Pa (Class A4)	600 Pa (Class A4)	700 Pa (Class AE 700)
 Wind load resistance	1800 Pa	1800 Pa	1400 Pa
 Water tightness	1200 Pa (Class RE 1200)	1200 Pa (Class RE 1200)	1200 Pa (Class RE 1200)



ConceptWall 86(-EF)

Curtain Walls




High execution speed

ConceptWall 86 is an insulated and aesthetical curtain wall system that complies with all requirements for large building projects. For these building projects, the execution speed on the building site is very important. ConceptWall 86 therefore offers a special solution, where cassettes or elements can be pre-assembled in the workshop. On the building site, the cassettes can either be hooked on to a traditional stick structure (CW 86) or the façade can be built up element by element according to the modular curtain wall principle (CW 86-EF).







CW 86 is available in two glazing variants, with unique aesthetical features: one variant holds the glass using glazing beads, while the glass of the Structural sealed Glazing (SG) variant is structurally bonded, offering a complete glass surface at the outside of the building.


The energetic performance of the system is offered in different levels, providing thermally insulated profiles also for the Structural sealed Glazing. Specific drainage methods like cascade drainage lift this façade up to the highest demands in water- and air tightness. This makes this system applicable for extreme conditions such as coastal areas and high altitudes.

Besides the seamless integration of different types of windows, doors and sun screening systems, CW 86 offers motorised solutions for its opening elements, such as top hung and parallel opening windows, providing a total solution for your façade.




PERFORMANCES

	Thermal insulation	Uf-value down to 1.5 W/m ² K, depending on the profile combination
	Acoustic performance	Rw (C;Ctr) = 41 (-2;-6) dB, depending on the glazing type
	Air tightness	Up to 900 Pa (class AE900)
	Wind load resistance	Up to 2000 Pa
	Water tightness	Up to 1200 Pa (class RE1200)
	Burglar resistance	Up to RC 2 (EN 1627) upon request


TECHNICAL CHARACTERISTICS


	FUNCTIONAL	FIXED (JUNIOR)	HIGH INSULATION	STRUCTURAL GLAZED
Interior visible width	86 mm (38.5 - 9 - 38.5)	86 mm (38.5 - 9 - 38.5)	86 mm (38.5 - 9 - 38.5)	86 mm (38.5 - 9 - 38.5)
Exterior visible width	68 mm (26 - 16 - 26) or 86 mm (35 - 16 - 35)	86 mm (35 - 16 - 35)	86 mm (38.5 - 9 - 38.5)	22 mm joint between glass
Glass thickness	from 4 mm to 38 mm	from 6 mm to 38 mm	from 30 mm to 50 mm	from 4 mm to 36 mm


TECHNICAL CHARACTERISTICS

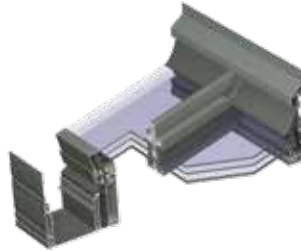
	SEMI FUNCTIONAL	SEMI STRUCTURAL GLAZED
Interior visible width	86 mm	86 mm
Exterior visible width	68 mm (26 - 16 - 26) or 86 mm (35 - 16 - 35)	22 mm joint between glass
Glass thickness	from 4 mm to 38 mm	from 4 mm to 36 mm



Private House, Ciney, Belgium
Architect : Quattro Concept




ConceptRoof 120



ThermoRoof 200

Conservatories



ParallelRoof 100



Cintro


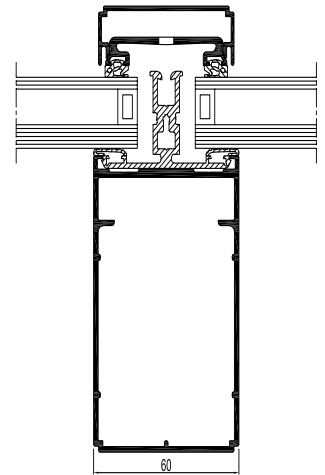
ConceptRoof 120




Conservatories

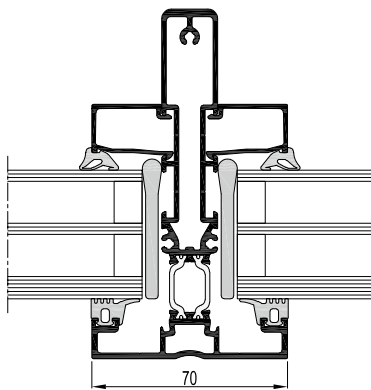
ConceptRoof 120 is a thermally insulated conservatory roof system. The tubular aluminium rafters create space for integration of cabling and light on the inside while the small cover plates on the outside create a slim design.

This system is compatible with all Reynaers Aluminium window and door systems as well as sliding systems and offers the possibility to create a wide range of conservatory constructions and skylights.

Compatibility with motorised attic windows and roller shutters takes care of a safe and comfortable environment.

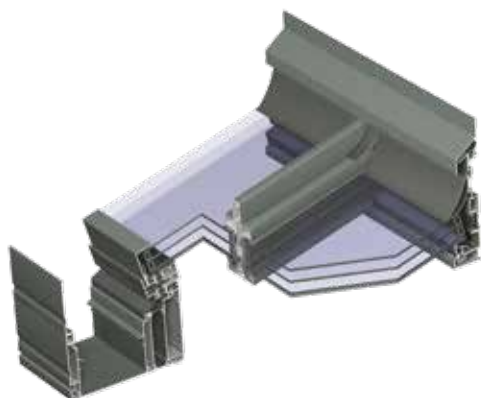


TECHNICAL CHARACTERISTICS	FUNCTIONAL	RENAISSANCE	ORANGERY
Min. visible width of rafter		60 mm	
System depth of rafter		70 mm / 100 mm / 120 mm / 150 mm	
Slope		5° - 45°	
Rooftop		120°-180°	
Glass thickness		From 6 mm to 40 mm	
Glazing method		Dry glazing with EPDM or neutral silicones	
Thermal insulation		Omega-shaped fiberglass reinforced polyamide strips + synthetic profile	
PERFORMANCES			
 Thermal insulation		Specific calculation per profile combination please contact your Reynaers Aluminium fabricator	
 Wind load resistance		Up to 800 Pa (class 2)	
 Water tightness		Up to 1050Pa (class E1050)	





ThermoRoof 200

Conservatories



ThermoRoof 200 is a thermally insulated conservatory system offering a broad range of roof configurations. Depending on the design of the conservatory, the structure of the roof can be optimised to perfectly fit your needs. The interior of the roof structure has a minimalistic look. The gutters however, are available in three variants to match your style perfectly; Renaissance, Functional and Ellipse.

Furthermore, the conservatory system allows the integration of flush roof vents for ventilation, which can be electrically operated if desired. Anticipating any thermal requirements, the unique glazing concept of the system makes it perfectly suitable for triple glazing. ThermoRoof 200 provides rafters which are not only able to carry the weight of the triple glazing but also to withstand the weight of snow load.



TECHNICAL CHARACTERISTICS

Overall system depth of rafter
Style variants
Min. visible width of rafter
Slope
Construction options
Glass thickness

DOUBLE GLAZING
inside: 18 mm outside: 23 - 58 mm
Functional / Renaissance / Ellipse
70 - 99 - 128 mm
5° - 45°
Hip and valley
6-40 mm

TRIPLE GLAZING
inside: 14.5 mm outside: 38 mm
Functional / Renaissance / Ellipse
70 - 99 - 128 mm
5° - 45°
Hip
30-62 mm

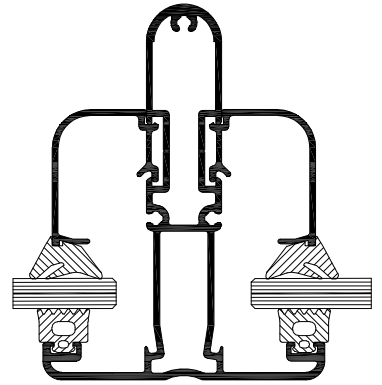
PERFORMANCES

Thermal insulation
Air tightness
Wind load resistance
Water tightness


U-value rafter down to 1.8 W/m²K For specific calculation per profile combination: please contact your Reynaers Aluminium fabricator.
Up to 600 Pa (class 3)
Up to 800 Pa (class 2)
Up to 900 Pa (class E)

ParallelRoof 100

Conservatories



Parallel Roof 100 is a non-insulated aluminium roof system that can be used as a terrace covering or a carport. PR 100 offers a range of rafters in different heights and widths so that high static requirements coming from snow load and own weight can be implemented without using steel reinforcements.

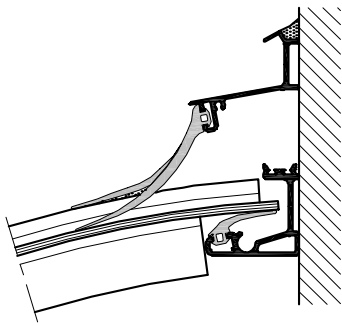


TECHNICAL CHARACTERISTICS

SOFTLINE

Height of rafter	100 - 150 mm
Min. visible width of rafter	75 - 105 mm
Slope	5° - 45°
Glass thickness	8 - 37 mm
Glazing method	dry glazing with EPDM





Cintro

Conservatories



The profiles within the Cintro range have been developed as an architectural solution for bending profiles.

The possibilities for application are numerous and may even include light roofs. The system is able to incorporate a variety of glazing styles including plate glass and is the ideal system for applications where abundant daylight is required.

TECHNICAL CHARACTERISTICS

CINTRO

Inner visible width	60 mm
Outer visible width	60 mm
Height of the covers	8 mm
Height of the bearing profile	8 – 35 mm
Inertia of the bearing profile	$I_x = 0.2$ to 9.8 cm^4
Filling thickness	from 2 mm to 32 mm





La Salle, Barcelona, Spain
Architect : Robert y Esteve Terradas Muntanya



BriseSoleil



Mosquito

Complementary Systems




COMPLEMENTARY SYSTEMS

Balustrades



Solar



BriseSoleil

Complementary Systems

Complete shading solution


Reynaers Aluminium's BriseSoleil (BS) systems are designed to provide an aesthetic and efficient shading solution to almost any new and existing building.

They are offered both standard or as a bespoke solution. BriseSoleil is the generic term for a system of louvres which, when fitted to the external façade of a building, provides protection against solar heat and glare. This helps architects and investors to reach their sustainability goals, and attain certificates like BREAM and LEED for their building.



TECHNICAL CHARACTERISTICS

	BS 100 PRE-ASSEMBLED FRAME	BS 100 FIXED LOUVRE	BS 100 MOVABLE LOUVRE
Shape louvres	ellipse	ellipse	ellipse
Size louvers	140 mm / 180 mm	from 120 to 400 mm	from 120 to 400 mm
(Fixed) angle	45°	0° / 15° / 30° / 45° / 60° / 75° / 90°	variable
Walkway application	yes	yes	yes



TECHNICAL CHARACTERISTICS

	BS 100 LOUVRE GRIP	BS 100 GLASS LOUVRES	BS 30 FRAME SYSTEM
Shape louvres	ellipse	hardened glass	z-shaped
Size louvers	200 / 250 / 300 mm	366 x 10 / 12 / 14 / 17 mm	90 mm wide x 60 mm high
(Fixed) angle	0° / 15° / 30° / 45°	0° / 15° / 30° / 45° / 60° / 75° / 90° and variable	yes
Walkway application	no	yes	yes

Mosquito

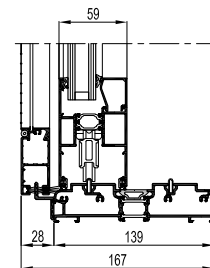
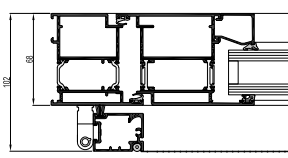
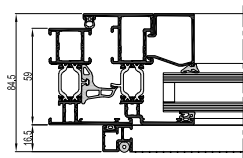
Complementary Systems



Keep out insects

Mosquito is a wire screen system, mounted on to a window, door or sliding door, which keeps out insects with a minimal interference of the view outside. The insect screen concept allows the windows, doors or sliding doors to be opened or closed without taking out the system. For the sliding insect screen, the rail is situated above or at the bottom of the door, assuring optimal comfort.

The Mosquito system is an add-on system, compatible with all Reynaers Aluminium window, door and sliding door systems as well as systems from other system suppliers, even non aluminium windows like wood and PVC.



TECHNICAL CHARACTERISTICS	WINDOWS	DOORS	SLIDING SYSTEMS
System depth	15 mm/22 mm	28 mm	28 mm
Corners	pre-formed synthetic supporting corner pieces or aluminium clampable corner.	pneumatically crimped aluminium corner or aluminium clampable corner.	pneumatically crimped aluminium corner or aluminium clampable corner.



Balustrades

Complementary Systems

Ensured safety

Reynaers Balustrades are available to provide additional safety to its systems. All of them are tested under supervision of independent notified bodies and/or in renowned test centres according to the most stringent European standards.

To match your style perfectly, the balustrades are available in multiple styles. Besides the traditional set-up of a standalone balustrade with aluminium profiles, Reynaers Balustrade 10 can also be combined with panels, like multilayered glass, plexiglas or acrylic sheets.

The Reynaers Balustrade Glass is an add-on system that is completely transparent so it does not obstruct the view, and the Integrated Glass Balustrade is the ultimate minimalistic solution, seamlessly integrated in the window system. Both of these systems allow you to safely open windows and doors, even without the presence of a balcony.



TECHNICAL CHARACTERISTICS	STANDARD	GLASS	INTEGRATED GLASS
Max glass thickness	15 mm/22 mm	21 mm	Profile dependant
Compatible with	Standalone	All systems wide enough to fully support the vertical profiles.	MasterLine 8 MasterLine 10
Standards	STS 54 NEN 6702 NF P01-013 Polish system approval	EN 13049 NEN-EN-1991-1-1	EN 13049 NEN-EN-1991-1-1

Solar

Complementary Systems






Towards a green future

Reynaers Aluminium provides durable solutions in general, but these complementary products take it to the next level. By enabling the integration of photovoltaic glass panels, the façade becomes an energy source. There are solutions for sunscreens, balustrades and façade systems.

Concept Wall 60 Solar is the aesthetically pleasing high tech green energy solution, ideal for wall and roof application. The system, which is completely insulated, has been designed to completely avoid shadow on the cells.

The BriseSoleil systems combine 2 energy efficient concepts: harvesting solar energy and protecting the inside climate from overheating.

All variants can handle all 3 types of PV panels: mono- and polychrystalline, and amorphous cells.



TECHNICAL CHARACTERISTICS	BRISESOLEIL 100	BRISESOLEIL 30	CONCEPTWALL 60	REYNAERSBALUSTRADE 10	
				Accessible balconies	Non-Accessible balconies
Filling type	Glass edged photovoltaic modules, semi transparent or normal, crystalline or amorphous, single glassed, side PV panel box or back PV panel box	Standard or glass edged photovoltaic modules, semi transparent or normal, crystalline or amorphous, single glassed, back PV panel box	Glass edged photovoltaic modules, semi transparent or normal, crystalline or amorphous, single or double glassed, side PV panel box or back PV panel box	Standard or glass edged photovoltaic modules, semi transparent or normal, crystalline or amorphous, single glassed, back PV panel box	
Inclination	0° to 45°	15° to 45°	5° to 90°	90°	60° to 90°



Private House, Houtvenne, Belgium
Architect: Wim Vermariën
Photo: Louis Jongeneelen



Contour



Touch



Purity

Handles



Horizon



Olimpo

Contour

Handles



Modern Safety

Contour is Reynaers' new range of robust stainless steel handles in a fresh and modern design to meet even the strictest durability and safety demands.

Contour is compatible with most systems and opening types such as SlimLine 38, MasterLine 8 and 10 and ConceptPatio 130 and 155 and MasterPatio.

TECHNICAL CHARACTERISTICS

HANDLES WITH A 90° CLICK

Windows



HANDLES WITH RETURN SPRING

Doors



HANDLES WITH A 90° CLICK

Sliding doors



Lift-Slide doors



FEATURES

Surface treatment	stainless steel
Colors	stainless steel
Uses	doors, inward opening windows and sliding + lift-sliding doors



Touch

Handles

Contemporary & Versatile

Style and quality are combined in Touch, Reynaers' new trendsetting range of design hardware. Touch is sleek, elegant and slim hardware, suitable for windows, doors, sliding and folding doors. It is even suitable for use on wooden interior doors.

The sleek design fits perfectly into modern homes, but also provides a stylish contrast in renovations. Touch is available in all RAL colours, textured and anodised. A handle in the same colour as the frame of the window or door is also possible.

TECHNICAL CHARACTERISTICS

HANDLES WITH A 90° CLICK

Windows



HANDLES WITH RETURN SPRING

Doors



HANDLES WITH A 90° CLICK

Sliding doors



Lift-Slide doors



FEATURES

Surface treatment	anodized or powder coated
Colors	all RAL colours available
Uses	doors, inward opening windows and sliding + lift-sliding doors

Purity

Handles



Exclusive & Elegant Design

For people who desire ultimate design, a unique Reynaers Aluminium handle series is created, called Purity.

This series combines next-generation material and mechanical properties with the superior Italian design abilities of designer Leo De Carlo. The Purity range is suited for all Reynaers Aluminium windows, doors, sliding doors and lift&slide doors.

The Purity handles are available in four standard colours (Sapphire Black, Eclipse, Moonlight White and Lithium).

But Purity is much more than just a great design. The combination of the material and its surface treatment makes the handles non-corrosive, hypoallergenic and 100% recyclable.

TECHNICAL CHARACTERISTICS

Window	DESIGN		COMFORT	
Door	DESIGN		COMFORT	
Sliding door	DESIGN		COMFORT	
Lift-Slide door	DESIGN		COMFORT	
Offset	DESIGN		COMFORT	
Reduced	DOOR		WINDOW	
Options	CYLINDER COVER		SAFETY	



Private House, Vosselaar, Belgium
Architect : Peter Beirinckx

Horizon

Handles



Looking for new horizons

The ultimate goal of almost everyone when building or renovating. Horizon handles merge, almost invisibly, into a window. As a result, they fit perfectly into every possible architectural style.

Horizon handles can either be anodized, or powder coated in one of our 400+ RAL-colours.

TECHNICAL CHARACTERISTICS

HANDLES WITH A 90° CLICK

Windows



A handle with a short cover plate and long grip

HANDLES WITH RETURN SPRING

Doors



A handle with a long cover plate or a short cover with cylinder cover and a long grip. Ideal for roll down shutters.



A handle with a long or short cover plate and a long grip. A cylinder cover is also available.

HANDLES WITH A 90° CLICK

Sliding doors



A handle with a long cover plate and a long grip.

FEATURES

Surface treatment

anodized or powder coated

Colors

available in all RAL colours

Uses

doors, sliding doors, inward opening windows (side hung, bottom hung, turn-tilt, tilt-turn)



Reynaers
Aluminium



Olimpo

Handles

Affordable design

The Olimpo combines a distinct look with affordability. The smooth lines are available in lockable and standard variants and with multiple can be enhanced by the many finishes available which contribute to meet the highest quality and aesthetical requirements.

TECHNICAL CHARACTERISTICS

HANDLES WITH A 90° CLICK

Windows



HANDLES WITH RETURN SPRING

Doors



HANDLES WITH A 90° CLICK

Lift-Slide doors



FEATURES

Surface treatment

anodized and powder-coated

Colors

available in all RAL colors.

Uses

doors, sliding doors, inward opening windows




AVALON @ Reynaers HQ, Duffel, Belgium
Virtual Reality Room for project visualisation.



Reynaers
Aluminium

Activities & Services



High quality, innovative products

Research & Development

Reynaers Aluminium puts enormous investment into research and development to maintain its position at the forefront of the industry. We work closely with architects and building contractors all over the world, developing systems and solutions for total facade construction – from the design concept through to manufacturing and installation.

Reynaers Aluminium's high-performance window, door and curtain wall systems are developed to enhance the energy-efficiency, design, comfort and safety of buildings.

In the development stage we follow 4 key innovation drivers:



Sustainability

Energy efficiency :
thermal insulation,
sunscreening, solar,
cradle-to-cradle,
green labels



Safety

burglar proof,
fire proof, bullet proof,
smoke evacuation,
blast resistance,
hurricane proof,
earth quake proof



Comfort

interior climate,
acoustic insulation,
integration of systems in
floors, daylight, domotics,
water-tightness



Design

transparency:
large glass panes,
slim profiles,
full glass panes, clean
details

Quality management

Reynaers Aluminium aims to still be valued by its partners ten years from now. Customer satisfaction and quality assurance are closely linked, so they are both high on our list of priorities. Together with our suppliers we endeavour to guarantee permanent high quality.

ISO 9001:2008 certification: proves permanent quality control



Striving for quality is no empty slogan at Reynaers Aluminium. We permanently and systematically update our quality control as proven by our ISO 9001 : 2008 certification. In order to acquire and maintain this certification, our departments responsible for design, production and delivery of all our products and services, are regularly inspected.

Qualicoat guarantees top-quality lacquer work



All our lacquering partners bear the European Qualicoat quality label, which implies that they meet specific requirements with respect to seals, service life, UV-resistance, discolouration, etc., representing the best possible guarantee for the quality of the lacquer work.

Qualanod guarantees optimal anodisation



All our anodising suppliers bear the European Qualanod quality label and consequently meet specific requirements with respect to seals, service life, UV-resistance, discolouration, etc., representing the best guarantee for the quality of the anodisation.

10 year system guarantee

Reynaers Aluminium guarantees that the Reynaers Aluminium systems meet the technical specifications and standards of the country and the product in question. The current processing and maintenance regulations mentioned in the Reynaers Aluminium catalogues determine the extent of this 10 year guarantee (a 5 year guarantee for wearing parts).



Object of the Guarantee

The products delivered by Reynaers Aluminium have the following properties and/or guarantees, with explicit exception of items detailed under the headings “validity” and “exclusions”.

Aluminium

Standards extruded aluminium:

- Composition to standard EN 573 parts 3 and 4;
- Mechanical properties to standard EN 755 part 2;
- Tolerances to standard DIN 17 615 and EN 12020 part 2;

Standards rolled aluminium:

- Composition painted aluminium EN AW 1050 A H24 to standard EN 573 part 3;
- Composition anodised aluminium EN AW 5005 H14 AQ to standard EN 573 part 3;
- Mechanical properties to standard EN 485 part 2;
- Tolerances to standard EN 485 part 4.

Painting and Anodising

A 10 year guarantee on:

- Detachment, flaking and blistering of the treated aluminium parts.
- Corrosion, including filiform corrosion for material AlMgSi0.5F22 (AW 6060 and AW 6063) with additional requirements Zn \leq 0.15%; Cu \leq 0.02%; Pb \leq 0.022%; Si: 0.30 -0.55%; Fe: 0.10—0.30%; Mg: 0.35%- 0.60%; Mn \leq 0.10%; Cr \leq 0.05%; Ti \leq 0.10%; other elements individually \leq 0.05% together \leq 0.15%; after treatment T66;
- UV resistance, discolouring and loss of gloss exceeding the defined tolerances, according to Qualicoat and Qualanod regulations (latest editions).
- The paintwork warranty can be extended under specific conditions. These conditions can be obtained from Reynaers Aluminium.

Insulation

A 10 year guarantee on:

- Adherence between the polyamide strips and the aluminium;
- Preservation of the thermal and mechanical properties of the insulator, within the boundaries defined by the technical specifications.

Accessories

Accessories, gaskets and synthetic profiles:

- A 10 year guarantee on properties, functionality and design, within restrictions defined by technical specifications;
- Painting and anodising: see above;
- A 5 year guarantee on wearing parts, only applies to normal and realistically foreseeable use.
- A 2 year guarantee on electrical and wood components

All details are specified in the System Guarantee document.

Endless colours & finishes

Colors & finishing

For the surface treatment of the profiles we collaborate with selected painting companies that strictly adhere to our standards and regulations.

Reynaers Aluminium can provide you with different treatments and finishes, depending on your personal taste and on the building environment:

- **Powder coating:**
Suitable for all environments, except mild-aggressive and aggressive environments. Available in large color variations, and has different shine and finishing possibilities.
- **Pre-anodisation and powdercoating:**
Pre-anodisation for aggressive environments (Coastal area < 1km, swimming pool, ...) or Seaside treatment for mild aggressive environments (Coastal area 1-10km, railways, ...) gives the finish increased corrosion resistance. Available in large color variations, and has different shine and finishing possibilities.
- **Anodisation:**
Suitable for all environments, layer thickness is adjusted for aggressive environments. Available in a dozen different colors spanning from natural, champagne, bronze and black. Preserves the natural look of aluminium.



Reynaers Colour Wall

The Reynaers Colour Wall facilitates the selection of the right colour and surface treatment. The colour wall includes a variety of available colours and finishes ranging from metallic or anodized, ano-look, matt or gloss RALcolours, Tiger structure coating, or even special low maintenance and scratch resistant Coatex finish.

We welcome you to the Reynaers Campus to experience the colours along with our latest products and innovations in full interactivity first hand. Contact your Reynaers Aluminium representative to arrange a visit.

Bespoke solutions

Reynaers Aluminium Consult & Project Team

“I have a dream...” Almost everything starts with a dream, a vision. With imagination, enthusiasm and a little help from Reynaers Aluminium, your dream becomes a project that will soon become reality.

As Reynaers Aluminium opens the window on the world, we plan to be there for you not only this year but during the years to come.

We, Reynaers Aluminium consults, engineers and technicians are your professional partners, and we can create a special design. We will support you every step of the way, and we will help you to bring your projects to life.

Bespoke solutions tested and approved

New projects need suitable solutions. That's why we will even develop new products for you. You need a new profile, a special design and different specifications in one of your new projects? Illustrative in this respect is the Heathrow and Gatwick airports project, where special product teams were assigned the task of designing concepts into reality.

All our products' standard measurements are tested and certified. But every so often you will plan a module not covered by standard measurements or that has to meet special requirements. After agreement, Reynaers Aluminium is able to carry out the design for you and test it for wind resistance, water tightness and stability. The testing facilities at the Reynaers Campus are fully compliant with official standards.






Ferrari World, Abu Dhabi, UAE
Architect : Benoy Architects

Thoroughly tested and validated

The Reynaers Aluminium Technology Centre is one of the largest privately owned innovation and testing centres in Europe. All Reynaers Aluminium systems are rigorously tested to ensure that they meet the international standards.

The different tests are centered around these **3 MAJOR TRENDS** in the aluminium industry:

Comfort	Sustainability	Safety
 <ol style="list-style-type: none"> 1. AIR-, WIND-, WATER TIGHTNESS 2. ACOUSTIC INSULATION 3. THERMAL INSULATION 	 <ol style="list-style-type: none"> 1. MECHANICAL PERFORMANCE 2. SOLAR RADIATION 3. OTHER TEST FACILITIES 4. ENERGY PERFORMANCE 	 <ol style="list-style-type: none"> 1. IMPACT RESISTANCE 2. BURGLAR RESISTANCE 3. FIRE RESISTANCE 4. SMOKE RESISTANCE 5. SMOKE & HEAT EVACUATION 6. BULLETPROOF & BLAST RESISTANT

One of the showpieces of the test centre is a state-of-the-art testing wall for curtain walls with a height of 15 m. On this specially developed test wall we carry out air-, wind- and water-tightness tests, especially on glass façades. Thanks to the 15 m height we can test multi-storey elements with connections playing an important role.

For windows and doors, we have a 20 m wide wall at our disposal to execute tests for air permeability, wind load and watertightness. There are 5 calibrated test walls with a total capacity for 10 different test positions.

To ensure that all Reynaers Aluminium systems remain stable and of high quality even after extensive use or after natural disasters, we carry out cyclic tests and earthquake or seismic tests.

In the acoustic test lab, aluminium façade elements are tested on their acoustic insulation. Different test elements can be built in thanks to a flexible partition wall between the sending and receiving room.



The Technology Centre also accommodates the Research Centre, with the R-cube and the R-Lab. The R-cube is a rotatable research- and test installation designed for thermal performance analyses. The R-lab is the dedicated lab to test solutions at an early stage through the use of rapid prototyping and 3D printing.



CE marking

The CE - Marking is now required also in the European building industry. Products have to show the conformity with the appropriate European Regulation. The Construction Products Regulation (CPR) aims to promote the free flow of products within the European Union by overcoming the technical barriers between standards that had previously applied to different countries. The CPR now lays down the basic requirements that products must meet in terms of:

- Mechanical resistance and stability,
- Safety and accessibility in use,
- Safety in case of fire,
- Protection against noise
- Hygiene, health and the environment,
- Energy economy and heat retention
- Sustainable use of natural resources

For the CE - Marking of facades the harmonized product standard 14351-1 is relevant for windows and doors and 13830 for curtain walls.

This obligation is not only valid for enterprises exporting to other European Union countries, but also for those, which are exclusively active in their homeland.

The Reynaers Aluminium systems can be CE-marked in accordance with the relevant product standards. This implicates that they are fully compliant with the EU Construction Products Regulation (CPR).

The procedure for CE - Marking of products entails a process that starts with Type Testing (TT) where all the relevant elements of products are tested to determine the extent to which a product will meet the standards that apply to it, and classes of compliance are allocated. A second important item in the CE - Marking is Factory Production Control (FPC). This ensures that the products are manufactured under controlled conditions to ensure that each product meets the performances as determined during the Type Testing.



Digital services along the value chain



The Quad - Malta
Developer: Tumas Group and GASAN
Architect: DeMicoli & Associates

AVALON

Avalon, the Virtual Reality Room at the Reynaers Campus in Belgium, lets you visit future buildings through a shared virtual reality experience. Imagine walking into a building that is still in the design phase. Together with your project partners you can navigate through different spaces and review any design aspect by adjusting dimensions of rooms or building elements and change colours and materials. This powerful tool radically changes the way the design of a building is evaluated and visualized.

For who?

The Avalon VR Room creates an ideal environment for joint experience and collaboration between architects, investors, contractors, and Reynaers experts. You can bring together the different stakeholders of your project for a virtual visit and 3D-evaluation of buildings and solutions.

What can Avalon do for you and your project?

Avalon turns your architectural 3D-model (Revit, Archicad, Sketchup, Navisworks,...) into a virtual model you can step into, enabling you to review all kinds of design and technical aspects from inside or around the building. A dedicated model of both a high-rise office building and private house is created to be able to exchange, configure and experience Reynaers products. Changes to the model can be in realtime, allowing you and the customer to evaluate the different options most realistically and improving the decision-making process.

BIM

Building Information Modelling (BIM) is used to design and document building and infrastructure designs, through the different phases of a project from conception up to demolition or even reuse. In every phase another combination of stakeholders will be involved, each with their own wishes and expectations.

Why BIM?

At Reynaers Aluminium, BIM has proven its added value in many projects. Some of the most important advantages of using BIM are

- Comprehensible translation of our product range
 - Involvement in an early stage
 - Clash detection: saving money and time
 - Providing helpful information during operation and maintenance
 - Way of documenting everything in one central place
 - Collaboration tool
- We offer standard BIM models, useful for a correct visualisation of the outlines of our products.
 - For architects we offer more detail, so they can choose the right opening type, divisions and glass, and include the correct metadata for that specific configuration.
 - We also have a BIM module linked to ReynaPro calculation software, so models can be generated directly from this tool.
 - And finally, in case you want the highest level of detail in your BIM models, we also offer a bespoke service, which provides you with the exact configurations, tailored to your project, even for non-standard solutions.



Automation Centre

Reynaers Aluminium offers a full range of automation solutions to the customer through dedicated partnerships. Every stage of the production process can be optimized using a fine-tuned combination of the right experience and expertise, state-of-the-art machinery, the most recent technologies and an optimized link with our software ReynaPro and ReynaFlow. In this way, the fabricator gets the opportunity to produce in the

most efficient way, reduce costs and increase profitability.

To realize this, we select the best performing and most suitable solution for every operation on our profiles. For most operations, conventional tooling is available. This is the first step to increase efficiency and quality.

Solid marketing tools

Communication

Reynaers Aluminium develops customised technical and marketing tools to provide solutions for our partners with all the means to work as well and efficiently as possible.

A large range of tools and services is at our customers' disposal:

- Corporate website: www.reynaers.com
- Point of Sales material
- Product brochures
- Corporate brochures
- Reference book
- Demo assembly movies on dedicated training channel
- Presence at fairs



Customer portal

On Reynaers Aluminium's Customer Portal, fabricators and installers can access up-to-date technical documentation and commercial information. All information is grouped into categories and easily accessible through a dashboard on the homepage. The customer portal is the central location for all digital Reynaers services.

- **Product information:**
Easy access to catalogues, article information and hardware drawings. Thanks to the integrated notifications feature, users are instantly informed whenever a new version of a document becomes available.
- **Tools:**
Calculation and configuration tools can be found here, such as the colour code calculator, our U-tool, and Statica and Profical websites.

- **Training:**
An overview of all training courses and a library of training videos to explain the assembly of Reynaers systems. A training calendar shows all scheduled trainings at the Reynaers Campus Training Centre, or trainings that are hosted in a local Reynaers training centre.
- **Machines:**
All machines are available for order through Reynaers Aluminium.
- **Software:**
All software solutions for our customers: Electronic Ordering System (EOS), ReynaPro, ReynaFlow, and more.
- **Order website:**
Access to the order website, where customers can find an overview of all running orders and invoices.

Hands-on training & support

Training Centre

At Reynaers Aluminium we endorse the importance of qualitative production and installation for the long-term performance of our aluminium systems. That is why we maintain daily contacts with a strong international network of professional manufacturers and designers and why we advise and train our customers.

We organise numerous training sessions in order to teach our customers the necessary skills and know-how enabling them to provide their own customers with high-quality service. Our practical training is made up of both standard and specialised courses (assembly and installation) as well as software classes.

Reynaers Aluminium organizes an average of 2000 training days every year (both practical training and software training) for its customers and own employees. The trainees come from all over the world.



Dedicated support

Reynaers Aluminium focusses heavily on partner relationships. From project support, over technical support to customer support we stand by your side every step of the way to ensure successfully delivered projects for all stakeholders.



Our green commitment

Reynaers Aluminium is aware that companies play an important role in the care for the environment. That is the reason why we are constantly searching for new ways to become “greener” and are at the forefront in the development of energy saving and sustainable products.



It all starts with the material we use for our profiles: aluminium. The high durability and 100% recyclability without loss of quality has firmly established the reputation of aluminium as the green metal. Its remarkable strength, anti-corrosion and low maintenance characteristics make it the ultimate construction material for an industry that is constantly searching for lighter, stronger, more durable and greener alternatives.

The sustainability aspect has been recognized by achieving the Cradle to Cradle certificate (C2C) for a number of the advanced window, door and façade solutions.



In short, the Cradle to Cradle certificate guarantees that:

- no harmful materials are used;
- our systems are made with due respect for raw materials, energy and water usage;
- these systems can be recycled easily.

In doing so, C2C certified systems offer the guarantee of environmentally conscious and circular building.

Sustainability, however, is not restricted to material usage: energy efficiency is also an important point of attention for Reynaers Aluminium. Its continued investments in research

and development resulted in the Passive House certificate and the Swiss Minergie label for several of its systems. These energy-efficient solutions can be used in low- and energy-neutral homes and thus contribute to a sustainable environment.

For architects and builders, it pays to build with C2C, Passive House or Minergie certified systems. The principles of these certificates are closely aligned with BREEAM (BRE Environmental Assessment Method) and LEED (Leadership in Energy and Environmental Design), the internationally recognized labels that determine the sustainability levels of buildings. These certifications show that the buildings are built taking into account environmental issues such as: energy demands of the building, recycling of materials, use of water, comfort of people inside the building, use of renewable energy sources, location of the building,...

The increasing interest in these certificates proves the importance of sustainable construction. With innovative products, continuing research and focus on knowledge exchange Reynaers Aluminium makes a genuine contribution to this way of building.

However, our focus is not only on making our products greener, but also to make ourselves as a company as sustainable as possible. Around the Reynaers Campus, a large green zone ensures optimal and sustainable water management. In addition, the company has been focusing for years on alternative and creative transport solutions for commuter traffic: from (electric) bicycles and carpooling to company cars with low CO₂ emissions. With this policy, Reynaers Aluminium saw its CO₂ footprint falling sharply over a short period. The company was also amongst the first to firmly opt for the large-scale use of solar panels.



Visit our Reynaers Campus



Reynaers Campus

In order to facilitate innovation, the Reynaers Campus was established in 2017. This unique institution, with a total surface of 283,000 m², focuses on sharing knowledge and experience with architects, fabricators, contractors and other building partners while inspiring with new technologies.

Next to the Technology, Training and Automation Centre, the Reynaers Campus also has its own Experience centre where future buildings can be explored in our virtual reality room Avalon.

The Reynaers Campus is much more than just a building... It's a state of mind and a permanent incentive to implement values such as partnership and innovation. It is an international communication forum and a source of inspiration for all those involved in the building process.

Experience Centre

The Reynaers Experience Centre is designed to bring people together and inspire you with our latest solutions and state-of-the-art technologies for architectural building solutions. In the Experience Room, you can discover our unique offering, assisted by inspiring digital applications. Together with an auditorium and multiple meeting rooms, this Experience Centre is the place to share know-how and strengthen partnerships.



ABOUT REYNAERS ALUMINIUM

“Our goal is to increase the value of buildings and to enhance the living and working environment of people worldwide.”

As a part of the Reynaers Group, Reynaers Aluminium is a leading specialist in the development, distribution and commercialization of innovative and sustainable aluminium architectural solutions. These include a wide variety of window and door systems, curtain walls, sliding systems, and conservatories. Besides the extensive range of standard solutions, we also develop customized solutions, tailored to the individual customer or project.

Reynaers Aluminium has been founded in 1965, and is currently employing over 2400 workers in more than 40 countries worldwide and exporting to more than 70 countries on 5 continents. Reynaers Group achieved an annual turnover of 555 million euros in 2020.

The company's success is strengthened by our close partnership with 5,000 partner fabricators, architects, and project developers worldwide. This unique cooperation reflects in our motto: Together for better.

At the Reynaers Campus, we focus on sharing knowledge and experience with architects, fabricators, contractors and other building partners while inspiring with new technologies. Next to the Technology, Training and Automation Centre, the Reynaers Campus also has its own Experience Centre where future buildings can be explored in our virtual reality room Avalon.

For more information: www.reynaers.com



**Reynaers
Aluminium**

Oude Liersebaan 266
B-2570 Duffel

T +32 (0)15 30 88 10
info@reynaers.com

www.reynaers.com