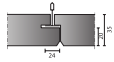


ECOPHON SAGA™ D A2

Ecophon Saga D A2 has a concealed grid and bevelled edges with a narrow groove between each tile. For applications with high demand on both acoustics and design, and where individual tiles must be easily demountable.



Ecophon Saga™ D A2



SYSTEM RANGE

Size, mm	600x600	1200x600
T24	•	•
Thickness	35	35
Inst. Diagr.	M689	M689



Saga D panel



Saga D System



Saga D Section

TYPE OF APPLICATION

- Additional areas
- Education
- Healthcare
- Office

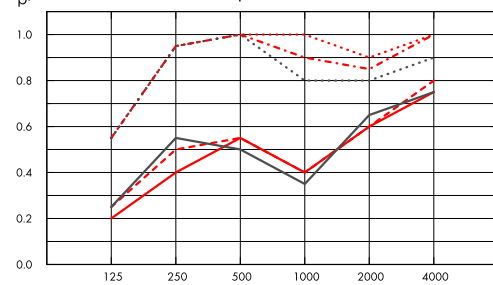


ACOUSTIC

Sound Absorption

Test results according to EN ISO 354. Classification according to EN ISO 11654.

α_p , Practical sound absorption coefficient



- Saga D 35mm Elegant, 200 mm o.d.s.
 - Saga D 35mm Elegant + TECH Slab, 200 mm o.d.s.
 - - - Saga D 35mm Discreet, 200 mm o.d.s.
 - . - Saga D 35mm Discreet + TECH Slab, 200 mm o.d.s.
 - Saga D 35mm Normal, 200 mm o.d.s.
 - Saga D 35mm Normal + TECH Slab, 200 mm o.d.s.
- o.d.s = overall depth of system

	THK mm	o.d.s. mm	α_p , Practical sound absorption coefficient						α_w	Sound absorption class
			125 Hz	250 Hz	500 Hz	1000 Hz	2000 Hz	4000 Hz		
Elegant 35mm	35	200	0.20	0.40	0.55	0.40	0.60	0.75	0.50	D
Elegant 35mm + TECH Slab	75	200	0.55	0.95	1.00	1.00	0.90	1.00	1.00	A
Discreet 35mm	35	200	0.25	0.50	0.55	0.40	0.60	0.80	0.50	D
Discreet 35mm + TECH Slab	75	200	0.55	0.95	1.00	0.90	0.85	1.00	0.90	A
Normal 35mm	35	200	0.25	0.55	0.50	0.35	0.65	0.75	0.45	D
Normal 35mm + TECH Slab	75	200	0.55	0.95	1.00	0.80	0.80	0.90	0.85	B



INDOOR AIR QUALITY

Certificate / Label	Saga	Saga Acoustic	TECH Slab MT 3.1
Eurofins Indoor Air Comfort®	IAC Gold	IAC Gold	-
French VOC	A+	A+	A
Finnish M1	•		•



CARBON FOOTPRINT

Life-cycle stages A1 to C4 from EPD, in conformity with ISO 14025 / EN 15804

	kg CO ₂ equiv/m ²
Saga A2	10,57
Saga A2 + Saga Acoustic	14,21



CIRCULARITY

Products are made with FSC certified wood.



FIRE SAFETY

A2-s1,d0

Country	Fire standard	Class
Europe	EN 13501-1	A2-s1,d0



HUMIDITY RESISTANCE

Class C, relative humidity 95% and 30°C, according to EN 13964:2014



THERMAL PROPERTIES

Thermal conductivity $\lambda = 0,1$ W/m·K according to EN 12664.



VISUAL APPEARANCE

The visible surface with shredded wood gives a natural aesthetic available in three different textures. Light reflectance and nearest NCS colour sample for all the different colours can be found at Ecophon Colours and surfaces. Choosing the perfect colour for your wood wool panels is an important step. Our unpainted Ecophon Saga™ panels feature the natural variations found in real wood, which are part of its character and make it distinctive. Keep in mind that wood is a living material, so ensure that aesthetic meet your needs. Our Saga range also offers a wide selection of painted colours in any custom NCS or RAL colour code as well as a wide range of standard colours.



CLEANABILITY

Weekly dusting and vacuum cleaning.



MOULD AND BACTERIAL RESISTANCE

Standard/Method	
ISO 846 A	0
ISO 846 C	0



ACCESSIBILITY

The tiles are demountable.



PACKAGING INFORMATION

Information is indicative and subject to change.

	Edge	Panels / crt	m ² / crt
600x600x35	D	60	21.60
1200x600x35	D	30	21.60
600x600x35 Discreet	D	80	28.80
1200x600x35 Discreet	D	40	28.80



SYSTEM WEIGHT

Weight information for panels only, per fiber size. Data is indicative subject to variation.

kg/m ²	35 mm
Elegant	18.0
Discreet	17.5
Normal	17.0



MECHANICAL PROPERTIES

See table regarding the min- and max- load bearing capacities and functional demands. Additional live load has to be fixed to the soffit.



CE

Ecophon Saga products are CE-marked according to the European harmonized standard EN13964:2014 (suspended ceilings). CE marked construction products are covered by a Declaration of Performance (DOP) which enables customers and users to easily compare performance of products available on the European market.

COLOURS AND DESIGN

Surface structure



Elegant



Discreet




Normal


Saga




Natural




White



Cement Grey



Light Grey



Dark Grey



Glade



Lush



Sand




Mountain




Summer



Coastline



Lilac

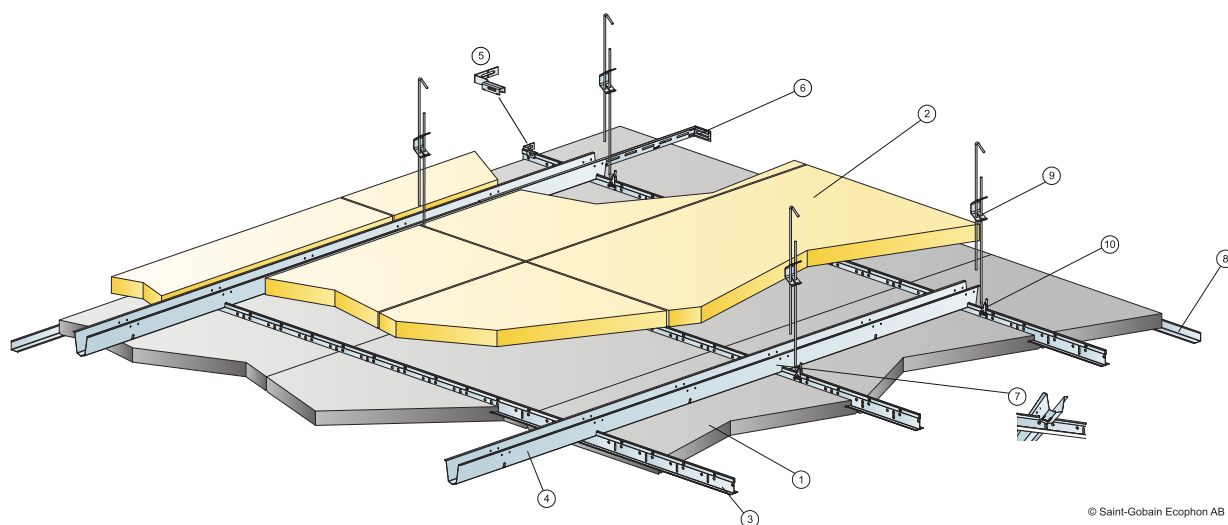


Fog



Custom Colour

Suspended with Space bar

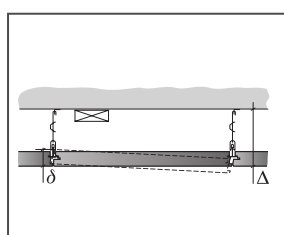


© Saint-Gobain Ecophon AB

Installation diagram (M689) for Ecophon Saga D A2

Quantity specification (excl. wastage)

	Size, mm	
	600x600	1200x600
1 Saga D A2	2,8/m ²	1,4/m ²
2 Saga Acoustic or TECH Slab MT 3.1 (if required)	as required	as required
3 Connect T24 Main runner HD , installed at 600 mm centres (max. distance from wall 600 mm).	1,7m/m ²	1,7m/m ²
4 Connect Space Bar, installed at 1500 mm centres (max. distance from wall 300 mm)	0,7m/m ²	0,7m/m ²
5 Connect Wall Bracket for T-profiles	1/suspended row of Main runner	
6 Connect Wall Bracket, L=700 mm, for Connect Space Bar	1/row of Space bar	
7 Connect Space Bar Winch, installed one per joint Connect Main Runner/Connect Space Bar	1,4/m ²	1,4/m ²
8 Connect Angle trim, fixed at 300 mm centres	as required	as required
9 Connect Adjustable hanger, installed at 900 mm centres	1,85/m ²	1,85/m ²
10 Connect Hanger Clip	1,85/m ²	1,85/m ²
Δ Min. overall depth of system: Δ 200 mm	-	-



See Quantity Specification

Size, mm	Max live load (N)	Min load bearing capacity (N)
600x600x35	35	160
1200x600x35	35	160

Live load/load bearing capacity