


	<i>R21</i>	<i>R22</i>	<i>R23</i>	<i>R24</i>	<i>R26</i>	<i>R31</i>	<i>R32</i>	<i>BCP</i>	<i>TP</i>
Insert type	2 way Rocker	2 way Rocker	2 way Rocker	2 way Rocker	2 way Rocker	Intermediate Rocker	Intermediate Rocker	Push to Make Rocker	Rocker
Plate material (see general notes)	Metal	Metal	Metal	Metal	Metal	Metal	Metal	Metal	Metal
Size (single) height	86mm	86mm	86mm			86mm	86mm	86mm	86mm
Size (single) width	86mm	86mm	86mm			86mm	86mm	86mm	86mm
Size (single) depth (inc gasket)	4.5mm	4.5mm	4.5mm			4.5mm	4.5mm	4.5mm	4.5mm
Size (double) height				86mm	86mm				
Size (double) width				145mm	145mm				
Size (double) depth (inc gasket)				4.5mm	4.5mm				
Box fixing hole centres	60.3mm	60.3mm	60.3mm	120.6mm	120.6mm	60.3mm	60.3mm	60.3mm	60.3mm
Grid fixing hole centres	Grid fixing inserts are available on Sheer CFX plates. Refer to GRID-IT Technical Pages and GRID-IT catalogue for full details.								
Minimum wall box depth	25mm	25mm	25mm	25mm	25mm	25mm	25mm	25mm	25mm
Wattage									
Current rating	10AX	10AX	10AX	10AX	10AX	10AX	10AX	10AX	10A
Voltage	220/250V AC	220/250V AC	220/250V AC	220/250V AC	220/250V AC	220/250V AC	220/250V AC	220/250V AC	220/250V AC
Max load	10amp inductive	10amp inductive	10amp inductive	10amp inductive	10amp inductive	10amp inductive	10amp inductive	10amp inductive	10amp resistive
Hz	50/60Hz	50/60Hz	50/60Hz	50/60Hz	50/60Hz	50/60Hz	50/60Hz	50/60Hz	50/60Hz
IP rating	IP2XD	IP2XD	IP2XD	IP2XD	IP2XD	IP2XD	IP2XD	IP2XD	IP2XD
Poles	Single	Single	Single	Single	Single	Single	Single	Single	Triple
Contact Gap Minimum	3mm	3mm	3mm	3mm	3mm	3mm	3mm	3mm	3mm
Terminal Capacity	5 x 1mm ²	5 x 1mm ²	5 x 1mm ²	5 x 1mm ²	5 x 1mm ²	5 x 1mm ²	5 x 1mm ²	5 x 1mm ²	5 x 1mm ²
	4 x 1.5mm ²	4 x 1.5mm ²	4 x 1.5mm ²	4 x 1.5mm ²	4 x 1.5mm ²	4 x 1.5mm ²	4 x 1.5mm ²	4 x 1.5mm ²	4 x 1.5mm ²
	1 x 2.5mm ²	1 x 2.5mm ²	1 x 2.5mm ²	1 x 2.5mm ²	1 x 2.5mm ²	1 x 2.5mm ²	1 x 2.5mm ²	1 x 2.5mm ²	1 x 2.5mm ²
	1 x 4mm ² Multi-Strand	1 x 4mm ² Multi-Strand	1 x 4mm ² Multi-Strand	1 x 4mm ² Multi-Strand	1 x 4mm ² Multi-Strand	1 x 4mm ² Multi-Strand	1 x 4mm ² Multi-Strand	1 x 4mm ² Multi-Strand	1 x 4mm ² Multi-Strand
Earth Terminal Capacity	1 x 6mm ²	1 x 6mm ²	1 x 6mm ²	1 x 6mm ²	1 x 6mm ²	1 x 6mm ²	1 x 6mm ²	1 x 6mm ²	1 x 6mm ²
	5 x 1mm ²	5 x 1mm ²	5 x 1mm ²	5 x 1mm ²	5 x 1mm ²	5 x 1mm ²	5 x 1mm ²	5 x 1mm ²	5 x 1mm ²
	4 x 1.5mm ²	4 x 1.5mm ²	4 x 1.5mm ²	4 x 1.5mm ²	4 x 1.5mm ²	4 x 1.5mm ²	4 x 1.5mm ²	4 x 1.5mm ²	4 x 1.5mm ²
	3 x 2.5mm ²	3 x 2.5mm ²	3 x 2.5mm ²	3 x 2.5mm ²	3 x 2.5mm ²	3 x 2.5mm ²	3 x 2.5mm ²	3 x 2.5mm ²	3 x 2.5mm ²
	1 x 4mm ² Multi-Strand	1 x 4mm ² Multi-Strand	1 x 4mm ² Multi-Strand	1 x 4mm ² Multi-Strand	1 x 4mm ² Multi-Strand	1 x 4mm ² Multi-Strand	1 x 4mm ² Multi-Strand	1 x 4mm ² Multi-Strand	1 x 4mm ² Multi-Strand
	1 x 6mm ²	1 x 6mm ²	1 x 6mm ²	1 x 6mm ²	1 x 6mm ²	1 x 6mm ²	1 x 6mm ²	1 x 6mm ²	1 x 6mm ²
Product Class 1	Must be earthed	Must be earthed	Must be earthed	Must be earthed	Must be earthed	Must be earthed	Must be earthed	Must be earthed	Must be earthed
Ambient Operating Temperature	-5° to +40°C	-5° to +40°C	-5° to +40°C	-5° to +40°C	-5° to +40°C	-5° to +40°C	-5° to +40°C	-5° to +40°C	-5° to +40°C
Recommended Location	Indoor use only	Indoor use only	Indoor use only	Indoor use only	Indoor use only	Indoor use only	Indoor use only	Indoor use only	Indoor use only
Max installation Altitude	2000m	2000m	2000m	2000m	2000m	2000m	2000m	2000m	2000m
BS EN ISO Standard	BS EN 60669-1	BS EN 60669-1	BS EN 60669-1	BS EN 60669-1	BS EN 60669-1	BS EN 60669-1	BS EN 60669-1	BS EN 60669-1	BS EN 60669-1
Additional Notes :									
Cable outlet (min)									
Cable outlet (max)									


	R21/20	R22/20	R23/20	R24/20	R31/20	R32/20	S21	S22	S23	S24	S31	
Insert type	2 way Rocker	2 way Rocker	2 way Rocker	2 way Rocker	Intermediate Rocker	Intermediate Rocker	2 way Dolly	2 way Dolly	2 way Dolly	2 way Dolly	Intermediate dolly	
Plate material (see general notes)	Metal	Metal	Metal	Metal	Metal	Metal	Metal	Metal	Metal	Metal	Metal	
Size (single) height	86mm	86mm					86mm	86mm	86mm	86mm		
Size (single) width	86mm	86mm					86mm	86mm	86mm	86mm		
Size (single) depth (inc gasket)	4.5mm	4.5mm					4.5mm	4.5mm	4.5mm	4.5mm		
Size (double) height			86mm	86mm							86mm	86mm
Size (double) width			145mm	145mm							145mm	145mm
Size (double) depth (inc gasket)			4.5mm	4.5mm							4.5mm	4.5mm
Box fixing hole centres	60.3mm	60.3mm	120.6mm	120.6mm	60.3mm	60.3mm	60.3mm	60.3mm	120.6mm	120.6mm	60.3mm	
Grid fixing hole centres	Grid fixing inserts are available on Sheer CFX plates. Refer to GRID-IT Technical Pages and GRID-IT catalogue for full details.											
Minimum wall box depth	25mm	25mm	25mm	25mm	25mm	25mm	35mm	35mm	35mm	35mm	35mm	
Wattage												
Current rating	20AX	20AX	20AX	20AX	20AX	20AX	20AX	20AX	20AX	20AX	20AX	
Voltage	220/250V AC	220/250V AC	220/250V AC	220/250V AC	220/250V AC	220/250V AC	220/250V AC	220/250V AC	220/250V AC	220/250V AC	220/250V AC	
Max load	20amp inductive	20amp inductive	20amp inductive	20amp inductive	20amp inductive	20amp inductive	20amp inductive	20amp inductive	20amp inductive	20amp inductive	20amp inductive	
Hz	50/60Hz	50/60Hz	50/60Hz	50/60Hz	50/60Hz	50/60Hz	50/60Hz	50/60Hz	50/60Hz	50/60Hz	50/60Hz	
IP rating	IP2XD	IP2XD	IP2XD	IP2XD	IP2XD	IP2XD	IP2XD	IP2XD	IP2XD	IP2XD	IP2XD	
Poles	Single	Single	Single	Single	Single	Single	Single	Single	Single	Single	Single	
Contact Gap Minimum	3mm	3mm	3mm	3mm	3mm	3mm	3mm	3mm	3mm	3mm	3mm	
Terminal Capacity	5 x 1mm ²	5 x 1mm ²	5 x 1mm ²	5 x 1mm ²	5 x 1mm ²	5 x 1mm ²	5 x 1mm ²	5 x 1mm ²	5 x 1mm ²	5 x 1mm ²	5 x 1mm ²	
	4 x 1.5mm ²	4 x 1.5mm ²	4 x 1.5mm ²	4 x 1.5mm ²	4 x 1.5mm ²	4 x 1.5mm ²	4 x 1.5mm ²	4 x 1.5mm ²	4 x 1.5mm ²	4 x 1.5mm ²	4 x 1.5mm ²	
	2 x 2.5mm ²	2 x 2.5mm ²	2 x 2.5mm ²	2 x 2.5mm ²	2 x 2.5mm ²	2 x 2.5mm ²	2 x 2.5mm ²	2 x 2.5mm ²	2 x 2.5mm ²	2 x 2.5mm ²	2 x 2.5mm ²	
Earth Terminal Capacity	2 x 4mm ² Multi-Strand 1 x 6mm ²	2 x 4mm ² Multi-Strand 1 x 6mm ²	2 x 4mm ² Multi-Strand 1 x 6mm ²	2 x 4mm ² Multi-Strand 1 x 6mm ²	2 x 4mm ² Multi-Strand 1 x 6mm ²	2 x 4mm ² Multi-Strand 1 x 6mm ²	2 x 4mm ² Multi-Strand 1 x 6mm ²	2 x 4mm ² Multi-Strand 1 x 6mm ²	2 x 4mm ² Multi-Strand 1 x 6mm ²	2 x 4mm ² Multi-Strand 1 x 6mm ²	2 x 4mm ² Multi-Strand 1 x 6mm ²	
	6 x 1mm ²	6 x 1mm ²	6 x 1mm ²	6 x 1mm ²	6 x 1mm ²	6 x 1mm ²	6 x 1mm ²	6 x 1mm ²	6 x 1mm ²	6 x 1mm ²	6 x 1mm ²	
	5 x 1.5mm ²	5 x 1.5mm ²	5 x 1.5mm ²	5 x 1.5mm ²	5 x 1.5mm ²	5 x 1.5mm ²	5 x 1.5mm ²	5 x 1.5mm ²	5 x 1.5mm ²	5 x 1.5mm ²	5 x 1.5mm ²	
	3 x 2.5mm ²	3 x 2.5mm ²	3 x 2.5mm ²	3 x 2.5mm ²	3 x 2.5mm ²	3 x 2.5mm ²	3 x 2.5mm ²	3 x 2.5mm ²	3 x 2.5mm ²	3 x 2.5mm ²	3 x 2.5mm ²	
	2 x 4mm ² Multi-Strand 1 x 6mm ²	2 x 4mm ² Multi-Strand 1 x 6mm ²	2 x 4mm ² Multi-Strand 1 x 6mm ²	2 x 4mm ² Multi-Strand 1 x 6mm ²	2 x 4mm ² Multi-Strand 1 x 6mm ²	2 x 4mm ² Multi-Strand 1 x 6mm ²	2 x 4mm ² Multi-Strand 1 x 6mm ²	2 x 4mm ² Multi-Strand 1 x 6mm ²	2 x 4mm ² Multi-Strand 1 x 6mm ²	2 x 4mm ² Multi-Strand 1 x 6mm ²	2 x 4mm ² Multi-Strand 1 x 6mm ²	
Product Class 1	Must be earthed	Must be earthed	Must be earthed	Must be earthed	Must be earthed	Must be earthed	Must be earthed	Must be earthed	Must be earthed	Must be earthed	Must be earthed	
Ambient Operating Temperature	-5° to +40°C	-5° to +40°C	-5° to +40°C	-5° to +40°C	-5°C to +40°C	-5°C to +40°C	-5° to +40°C	-5° to +40°C	-5° to +40°C	-5° to +40°C	-5°C to +40°C	
Recommended Location	Indoor use only	Indoor use only	Indoor use only	Indoor use only	Indoor use only	Indoor use only	Indoor use only	Indoor use only	Indoor use only	Indoor use only	Indoor use only	
Max installation Altitude	2000m	2000m	2000m	2000m	2000m	2000m	2000m	2000m	2000m	2000m	2000m	
BS EN ISO Standard	BS EN 60669-1	BS EN 60669-1	BS EN 60669-1	BS EN 60669-1	BS EN 60669-1	BS EN 60669-1	BS EN 60669-1	BS EN 60669-1	BS EN 60669-1	BS EN 60669-1	BS EN 60669-1	
Additional Notes :												
Cable outlet (min)												
Cable outlet (max)												


	<i>C11</i>	<i>K21</i>	<i>K21ELT</i>	<i>SS1</i>	<i>SS2</i>	<i>US2</i>	<i>US5</i>	<i>US13</i>	<i>US99</i>	<i>SHS</i>	
Insert type	Card Switch	Key switch	Key switch EMG LTG TEST	Switched Socket	Switched Socket	Unswitched Socket	Unswitched Socket	Unswitched Socket	Unswitched Socket	Shaver Socket (<i>Vertical</i>)	
Plate material (see general notes)	Metal	Metal	Metal	Metal	Metal	Metal	Metal	Metal	Metal	Metal	
Size (single) height	86mm	86mm	86mm	86mm		86mm	86mm	86mm			
Size (single) width	86mm	86mm	86mm	86mm		86mm	86mm	86mm			
Size (single) depth (inc gasket)	4.5mm	4.5mm	4.5mm	4.5mm		4.5mm	4.5mm	4.5mm			
Size (double) height					86mm					86mm	145mm
Size (double) width					145mm					145mm	86mm
Size (double) depth (inc gasket)					4.5mm					4.5mm	4.5mm
Box fixing hole centres	60.3mm	60.3mm	60.3mm	60.3mm	120.6mm	60.3mm	60.3mm	60.3mm	120.6mm	120.6mmV	
Grid fixing hole centres	Grid fixing inserts are available on Sheer CFX plates. Refer to GRID-IT Technical Pages and GRID-IT catalogue for full details.										
Minimum wall box depth	25mm	25mm	25mm	35mm	35mm	25mm	25mm	35mm	35mm	47mm	
Wattage											
Current rating	10A (6AX)	20AX	20AX	13 amps	13 amps	2 amps	5 amps	13amp	13amp	20VA	
Voltage	220/250V AC	220/250V AC	220/250V AC	220/250V AC	220/250V AC	220/250V AC	220/250V AC	220/250V AC	220/250V AC	220/240V AC	
Max load	10amp (6amp inductive)	20amp inductive	20amp inductive	13amps	13amps	2amps	5amps	13amp	13amp	200/240v input; 115/230v output	
Hz	50/60Hz	50/60Hz	50/60Hz	50/60Hz	50/60Hz	50/60Hz	50/60Hz	50/60Hz	50/60Hz	50Hz	
IP rating	IP2XD	IP2XD	IP2XD	IP2XD	IP2XD	IP2XD	IP2XD	IP2XD	IP2XD	IP2XD	
Poles	Single	Single	Single	Double	Double	n/a	n/a	n/a	n/a	Single	
Contact Gap Minimum	MICRO GAP	3mm	3mm	3mm	3mm	n/a	n/a	n/a	n/a	n/a	
Terminal Capacity	3 x 1mm ²	5 x 1mm ²	5 x 1mm ²	4 x 2.5mm ²	4 x 2.5mm ²	5 x 1mm ²	5 x 1mm ²	5 x 2.5mm ²	5 x 2.5mm ²	5 x 1mm ²	
	2 x 1.5mm ²	4 x 1.5mm ²	4 x 1.5mm ²	3 x 4mm ²	3 x 4mm ²	4 x 1.5mm ²	4 x 1.5mm ²	3 x 4mm ²	3 x 4mm ²	4 x 1.5mm ²	
	1 x 2.5mm ²	2 x 2.5mm ²	2 x 2.5mm ²	2 x 6mm ² Multi-Strand	2 x 6mm ² Multi-Strand	2 x 2.5mm ²	2 x 2.5mm ²	2 x 6mm ² Multi-Strand	2 x 6mm ² Multi-Strand	3 x 2.5mm ²	
		2 x 4mm ² Multi-Strand	2 x 4mm ² Multi-Strand	1 x 10mm ²	1 x 10mm ²	1 x 4mm ²	1 x 4mm ²	1 x 10mm ²	1 x 10mm ²	2 x 4mm ² Multi-Strand	
Earth Terminal Capacity		1 x 6mm ²	1 x 6mm ²							1 x 6mm ²	
	5 x 1mm ²	6 x 1mm ²	6 x 1mm ²	4 x 2.5mm ²	4 x 2.5mm ²	5 x 1mm ²	5 x 1mm ²	5 x 2.5mm ²	5 x 2.5mm ²	9 x 1mm ²	
	4 x 1.5mm ²	5 x 1.5mm ²	5 x 1.5mm ²	3 x 4mm ²	3 x 4mm ²	4 x 1.5mm ²	4 x 1.5mm ²	3 x 4mm ²	3 x 4mm ²	6 x 1.5mm ²	
	3 x 2.5mm ²	3 x 2.5mm ²	3 x 2.5mm ²	2 x 6mm ² Multi-Strand	2 x 6mm ² Multi-Strand	2 x 2.5mm ²	2 x 2.5mm ²	2 x 6mm ² Multi-Strand	2 x 6mm ² Multi-Strand	4 x 2.5mm ²	
	1 x 4mm ² Multi-Strand	2 x 4mm ² Multi-Strand	2 x 4mm ² Multi-Strand	1 x 10mm ²	1 x 10mm ²	1 x 4mm ²	1 x 4mm ²	1 x 10mm ²	1 x 10mm ²	2 x 4mm ² Multi-Strand	
	1 x 6mm ²	1 x 6mm ²	1 x 6mm ²							1 x 6mm ²	
Product Class 1	Must be earthed	Must be earthed	Must be earthed	Must be earthed	Must be earthed	Must be earthed	Must be earthed	Must be earthed	Must be earthed	Must be earthed	
Ambient Operating Temperature	-5° to +40°C	-5° to +40°C	-5° to +40°C	-5° to +40°C	-5° to +40°C	-5° to +40°C	-5° to +40°C	-5° to +40°C	-5° to +40°C	-5° to +40°C	
Recommended Location	Indoor use only	Indoor use only	Indoor use only	Indoor use only	Indoor use only	Indoor use only	Indoor use only	Indoor use only	Indoor use only	Indoor use only	
Max installation Altitude	2000m	2000m	2000m	2000m	2000m	2000m	2000m	2000m	2000m	2000m	
BS EN ISO Standard	BS EN 60669-2-3	BS EN 60669-1	BS EN 60669-1	BS 1363	BS 1363	BS 546	BS 546	BS 1363	BS 1363	BS EN 61558 - BS 4573	
Additional Notes :											
Cable outlet (min)											
Cable outlet (max)											


	SPN	FN	DPN	45DPN	45DPNSS1	TV	TVFM	TVI	TV+SAT	SAT	SATI					
Insert type	Spur & Neon	Fuse with halo neon	Rocker & neon	Red rocker & neon	Red rocker, neon & socket	Aerial socket	Aerial socket	Aerial socket	Aerial socket	Aerial socket	Aerial socket					
Plate material (see general notes)	Metal	Metal	Metal	Metal	Metal	Metal	Metal	Metal	Metal	Metal	Metal					
Size (single) height	86mm	86mm	86mm	86mm		86mm	86mm	86mm	86mm	86mm	86mm					
Size (single) width	86mm	86mm	86mm	86mm		86mm	86mm	86mm	86mm	86mm	86mm					
Size (single) depth (inc gasket)	4.5mm	4.5mm	4.5mm	4.5mm		4.5mm	4.5mm	4.5mm	4.5mm	4.5mm	4.5mm					
Size (double) height						86mm										
Size (double) width						145mm										
Size (double) depth (inc gasket)						4.5mm										
Box fixing hole centres	60.3mm	60.3mm	60.3mm	60.3mm	120.6mm	60.3mm	60.3mm	60.3mm	60.3mm	60.3mm	60.3mm					
Grid fixing hole centres	Grid fixing inserts are available on Sheer CFX plates. Refer to GRID-IT Technical Pages & catalogue for full details.															
Minimum wall box depth	35mm	35mm	25mm	35mm	35mm	25mm	25mm	25mm	35mm	35mm	35mm					
Wattage																
Current rating												13amps	13amps	20amp	45amp	Switch 45amp; socket 13amp
Voltage												220/250V AC	220/250V AC	220/250V AC	220/250V AC	220/250V AC
Max load												13amps	13amps	20amp	45amps	Switch 45amp; socket 13amp
Hz												50/60Hz	50/60Hz	50/60Hz	50/60Hz	50/60Hz
IP rating	IP2XD	IP2XD	IP2XD	IP2XD	IP2XD	IP2XD	IP2XD	IP2XD	IP2XD	IP2XD	IP2XD					
Poles	Double		Double	Double	Double											
Contact Gap Minimum	3mm	n/a	3mm	3mm	3mm											
Terminal Capacity	3 x 2.5mm ²	3 x 2.5mm ²	3 x 2.5mm ²	3 x 6mm ²	3 x 6mm ²											
	2 x 4mm ² Multi-Strand	2 x 4mm ² Multi-Strand	2 x 4mm ² Multi-Strand	2 x 10mm ²	2 x 10mm ²											
	1 x 6mm ²	1 x 6mm ²	1 x 6mm ²	1 x 16mm ²	1 x 16mm ²											
Earth Terminal Capacity	6 x 1mm ²	6 x 1mm ²	6 x 1mm ²	3 x 6mm ²	3 x 6mm ²	5 x 1mm ²	5 x 1mm ²	5 x 1mm ²	5 x 1mm ²	5 x 1mm ²	5 x 1mm ²					
	5 x 1.5mm ²	5 x 1.5mm ²	5 x 1.5mm ²	2 x 10mm ²	2 x 10mm ²	4 x 1.5mm ²	4 x 1.5mm ²	4 x 1.5mm ²	4 x 1.5mm ²	4 x 1.5mm ²	4 x 1.5mm ²					
	3 x 2.5mm ²	3 x 2.5mm ²	3 x 2.5mm ²	1 x 16mm ²	1 x 16mm ²	3 x 2.5mm ²	3 x 2.5mm ²	3 x 2.5mm ²	3 x 2.5mm ²	3 x 2.5mm ²	3 x 2.5mm ²					
	2 x 4mm ² Multi-Strand	2 x 4mm ² Multi-Strand	2 x 4mm ² Multi-Strand			1 x 4mm ² Multi-Strand	1 x 4mm ² Multi-Strand	1 x 4mm ² Multi-Strand	1 x 4mm ² Multi-Strand	1 x 4mm ² Multi-Strand	1 x 4mm ² Multi-Strand					
	1 x 6mm ²	1 x 6mm ²	1 x 6mm ²			1 x 6mm ²	1 x 6mm ²	1 x 6mm ²	1 x 6mm ²	1 x 6mm ²	1 x 6mm ²					
Product Class 1	Must be earthed	Must be earthed	Must be earthed	Must be earthed	Must be earthed	Must be earthed if supply cable is metallic										
Ambient Operating Temperature	-5° to +40°C	-5° to +40°C	-5° to +40°C	-5° to +40°C	-5° to +40°C	-5° to +40°C	-5° to +40°C	-5° to +40°C	-5° to +40°C	-5° to +40°C	-5° to +40°C					
Recommended Location	Indoor use only	Indoor use only	Indoor use only	Indoor use only	Indoor use only	Indoor use only	Indoor use only	Indoor use only	Indoor use only	Indoor use only	Indoor use only					
Max installation Altitude	2000m	2000m	2000m	2000m	2000m	2000m	2000m	2000m	2000m	2000m	2000m					
BS EN ISO Standard	BS 1363	BS 5733	BS EN 60669-1	BS EN 60669-1	BS 4177											
Additional Notes :	<p>Note Mains operated and extra low voltage products must not be installed in the same face plate aperture. When installing within the same back box , phase barriers MUST be used to separate the two voltages. See BS 7671 Wiring regulations for further details.</p>															
Cable outlet (min)																
Cable outlet (max)																


	DGTRID	DGENT+TVF+TCS	DGENT	DGTVF	DGTVM	DGSAT						
Insert type	Digital Aerial socket	Digital Aerial socket	Digital Aerial socket	Digital Aerial socket	Digital Aerial socket	Digital Aerial socket						
Plate material (see general notes)	Metal	Metal	Metal	Metal	Metal	Metal						
Size (single) height	86mm		86mm	86mm	86mm	86mm						
Size (single) width	86mm		86mm	86mm	86mm	86mm						
Size (single) depth (inc gasket)	4.5mm		4.5mm	4.5mm	4.5mm	4.5mm						
Size (double) height		86mm										
Size (double) width		145mm										
Size (double) depth (inc gasket)		4.5mm										
Box fixing hole centres	60.3mm	120.6mm	60.3mm	60.3mm	60.3mm	60.3mm						
Grid fixing hole centres	Grid fixing inserts are available on Sheer CFX plates. Refer to GRID-IT Technical Pages & catalogue for full details.											
Minimum wall box depth	35mm	35mm	35mm	35mm	35mm	35mm						
Wattage												
Current rating												
Voltage												
Max load												
Hz												
IP rating	IP2XD	IP2XD	IP2XD	IP2XD	IP2XD	IP2XD						
Poles												
Contact Gap Minimum												
Terminal Capacity												
Earth Terminal Capacity							5 x 1mm ²	5 x 1mm ²	5 x 1mm ²	5 x 1mm ²	5 x 1mm ²	5 x 1mm ²
							4 x 1.5mm ²	4 x 1.5mm ²	4 x 1.5mm ²	4 x 1.5mm ²	4 x 1.5mm ²	4 x 1.5mm ²
							3 x 2.5mm ²	3 x 2.5mm ²	3 x 2.5mm ²	3 x 2.5mm ²	3 x 2.5mm ²	3 x 2.5mm ²
							1 x 4mm ² Multi-Strand	1 x 4mm ² Multi-Strand	1 x 4mm ² Multi-Strand	1 x 4mm ² Multi-Strand	1 x 4mm ² Multi-Strand	1 x 4mm ² Multi-Strand
	1 x 6mm ²	1 x 6mm ²	1 x 6mm ²	1 x 6mm ²	1 x 6mm ²	1 x 6mm ²						
Product Class 1	Must be earthed if supply cable is metallic											
Ambient Operating Temperature	-5° to +40°C	-5° to +40°C	-5° to +40°C	-5° to +40°C	-5° to +40°C	-5° to +40°C						
Recommended Location	Indoor use only	Indoor use only	Indoor use only	Indoor use only	Indoor use only	Indoor use only						
Max installation Altitude	2000m	2000m	2000m	2000m	2000m	2000m						
BS EN ISO Standard												
Additional Notes :	Note Mains operated and extra low voltage products must not be installed in the same face plate aperture. When installing within the same back box , phase barriers MUST be used to separate the two voltages. See BS 7671 Wiring regulations for further details.											
Cable outlet (min)												
Cable outlet (max)												

	<i>TCM</i>	<i>TCS</i>	<i>RJ12</i>	<i>RJ12/2</i>	<i>RJ45</i>	<i>RJ45/2</i>
Insert type	LJ Telephone master socket	LJ Telephone slave socket	6 wire Telephone socket	6 wire double Telephone socket	8 wire data socket	8 wire double data socket
Plate material (see general notes)	Metal	Metal	Metal	Metal	Metal	Metal
Size (single) height	86mm	86mm	86mm	86mm	86mm	86mm
Size (single) width	86mm	86mm	86mm	86mm	86mm	86mm
Size (single) depth (inc gasket)	4.5mm	4.5mm	4.5mm	4.5mm	4.5mm	4.5mm
Size (double) height						
Size (double) width						
Size (double) depth (inc gasket)						
Box fixing hole centres	60.3mm	60.3mm	60.3mm	60.3mm	60.3mm	60.3mm
Grid fixing hole centres	Grid fixing inserts are available on Sheer CFX plates. Refer to GRID-IT Technical Pages and GRID-IT catalogue for full details.					
Minimum wall box depth	25mm	25mm	35mm	35mm	35mm	35mm
Wattage						
Current rating						
Voltage						
Max load						
Hz						
IP rating	IP2XD	IP2XD	IP2XD	IP2XD	IP2XD	IP2XD
Poles						
Contact Gap Minimum						
Terminal Capacity						
Earth Terminal Capacity	5 x 1mm ²	5 x 1mm ²	5 x 1mm ²	5 x 1mm ²	5 x 1mm ²	5 x 1mm ²
	4 x 1.5mm ²	4 x 1.5mm ²	4 x 1.5mm ²	4 x 1.5mm ²	4 x 1.5mm ²	4 x 1.5mm ²
	3 x 2.5mm ²	3 x 2.5mm ²	3 x 2.5mm ²	3 x 2.5mm ²	3 x 2.5mm ²	3 x 2.5mm ²
	1 x 4mm ² Multi-Strand	1 x 4mm ² Multi-Strand	1 x 4mm ² Multi-Strand	1 x 4mm ² Multi-Strand	1 x 4mm ² Multi-Strand	1 x 4mm ² Multi-Strand
	1 x 6mm ²	1 x 6mm ²	1 x 6mm ²	1 x 6mm ²	1 x 6mm ²	1 x 6mm ²
Product Class 1	Must be earthed if supply cable is metallic					
Ambient Operating Temperature	-5° to +40°C	-5° to +40°C	-5° to +40°C	-5° to +40°C	-5° to +40°C	-5° to +40°C
Recommended Location	Indoor use only	Indoor use only	Indoor use only	Indoor use only	Indoor use only	Indoor use only
Max installation Altitude	2000m	2000m	2000m	2000m	2000m	2000m
BS EN ISO Standard						
Additional Notes :	Note Mains operated and extra low voltage products must not be installed in the same face plate aperture. When installing within the same back box , phase barriers MUST be used to separate the two voltages. See BS 7671 Wiring regulations for further details.					
Cable outlet (min)						
Cable outlet (max)						

	<i>P1x400</i>	<i>P2x400</i>	<i>P3x400</i>	<i>P4x400</i>	<i>P1x600</i>	<i>P1X1000</i>	<i>P1x200va</i>	<i>P1x300va</i>	
Insert type	Dimmer (resistive)*	Dimmer (resistive)*	Dimmer (resistive)*	Dimmer (resistive)*	Dimmer (resistive)*	Dimmer (resistive)*	Dimmer (inductive)*	Dimmer (inductive)*	
Plate material (see general notes)	Metal	Metal	Metal	Metal	Metal	Metal	Metal	Metal	
Size (single) height	86mm	86mm			86mm			86mm	
Size (single) width	86mm	86mm			86mm			86mm	
Size (single) depth (inc gasket)	4.5mm	4.5mm			4.5mm			4.5mm	
Size (double) height			86mm	86mm			86mm		
Size (double) width			145mm	145mm			145mm		
Size (double) depth (inc gasket)			4.5mm	4.5mm			4.5mm		
Box fixing hole centres	60.3mm	60.3mm	120.6mm	120.6mm	60.3mm	120.6mm	60.3mm	60.3mm	
Grid fixing hole centres	Grid fixing inserts are available on Sheer CFX plates. Refer to GRID-IT Technical Pages and GRID-IT catalogue for full details.								
Minimum wall box depth	35mm	35mm	35mm	35mm	35mm	35mm	35mm	35mm	
Wattage	400w	400w	400w	400w	600w	1kw	200va (low voltage)	300va (low voltage)	
Current rating	1.66 amps	1.66amps per gang	1.66amps per gang	1.25amps per gang	2.5 amps	4.16amps	0.8 amps	1.25 amps	
Voltage	220/250V AC	220/250V AC	220/250V AC	220/250V AC	220/250V AC	220/250V AC	220/250V AC	220/250V AC	
Max load	400w resistive	400w resistive per gang	400w resistive per gang	300w resistive per gang	600w resistive	1kw resistive	200va (low voltage)	300va (low voltage)	
Hz	50 Hz	50 Hz	50 Hz	50 Hz	50 Hz	50 Hz	50 Hz	50 Hz	
IP rating	IP2XD	IP2XD	IP2XD	IP2XD	IP2XD	IP2XD	IP2XD	IP2XD	
Poles	Single	Single	Single	Single	Single	Single	Single	Single	
Contact Gap Minimum	n/a	n/a	n/a	n/a	n/a	n/a	n/a	n/a	
Terminal Capacity	2 x 1mm ²	2 x 1mm ²	2 x 1mm ²	2 x 1mm ²	2 x 1mm ²	2 x 1mm ²	2 x 1mm ²	2 x 1mm ²	
	2 x 1.5mm ²	2 x 1.5mm ²	2 x 1.5mm ²	2 x 1.5mm ²	2 x 1.5mm ²	2 x 1.5mm ²	2 x 1.5mm ²	2 x 1.5mm ²	
Earth Terminal Capacity	5 x 1mm ²	5 x 1mm ²	5 x 1mm ²	5 x 1mm ²	5 x 1mm ²	5 x 1mm ²	5 x 1mm ²	5 x 1mm ²	
	4 x 1.5mm ²	4 x 1.5mm ²	4 x 1.5mm ²	4 x 1.5mm ²	4 x 1.5mm ²	4 x 1.5mm ²	4 x 1.5mm ²	4 x 1.5mm ²	
	3 x 2.5mm ²	3 x 2.5mm ²	3 x 2.5mm ²	3 x 2.5mm ²	3 x 2.5mm ²	3 x 2.5mm ²	3 x 2.5mm ²	3 x 2.5mm ²	
	1 x 4mm ² Multi-Strand 1 x 6mm ²	1 x 4mm ² Multi-Strand 1 x 6mm ²	1 x 4mm ² Multi-Strand 1 x 6mm ²	1 x 4mm ² Multi-Strand 1 x 6mm ²	1 x 4mm ² Multi-Strand 1 x 6mm ²	1 x 4mm ² Multi-Strand 1 x 6mm ²	1 x 4mm ² Multi-Strand 1 x 6mm ²	1 x 4mm ² Multi-Strand 1 x 6mm ²	1 x 4mm ² Multi-Strand 1 x 6mm ²
Product Class 1	When dimmer modules are fitted to a metal face plate, the face plate must be earthed								
Ambient Operating Temperature	-5° to +40°C	-5° to +40°C	-5° to +40°C	-5° to +40°C	-5° to +40°C	-5° to +40°C	-5° to +40°C	-5° to +40°C	
Recommended Location	Indoor use only	Indoor use only	Indoor use only	Indoor use only	Indoor use only	Indoor use only	Indoor use only	Indoor use only	
Max installation Altitude	2000m	2000m	2000m	2000m	2000m	2000m	2000m	2000m	
BS EN ISO Standard	BS EN 60669-2-1	BS EN 60669-2-1	BS EN 60669-2-1	BS EN 60669-2-1	BS EN 60669-2-1	BS 5518			
Additional Notes :	* Denotes LEADING EDGE TECHNOLOGY DIMMERS. Resistive dimmers are suitable for control of incandescent lamps. When dimming GU10 type mains halogen or linear halogen lamps the dimmers need to be derated by 25%. When used for dimming low voltage electronic halogen transformers, it must be noted that the dimmer controls the primary side of the transformer. It is important that you seek advice from the transformer manufacturer that their transformers are suitable to be dimmed by a leading edge type dimmer and that it is compatible with a Hamilton manufactured, resistive, leading edge dimmer. Inductive dimmers are suitable for dimming Laminated or Toroidal type low voltage halogen transformers only.								
Cable outlet (min)									
Cable outlet (max)									

	P1xTE25	P2xTE25	P3xTE25	P4xTE25
Insert type	Dimmer (resistive and inductive)	Dimmer (resistive and inductive)	Dimmer (resistive and inductive)	Dimmer (resistive and inductive)
Plate material (see general notes)	Metal	Metal	Metal	Metal
Size (single) height	86mm	86mm		
Size (single) width	86mm	86mm		
Size (single) depth (inc gasket)	4.5mm	4.5mm		
Size (double) height			86mm	86mm
Size (double) width			145mm	145mm
Size (double) depth (inc gasket)			4.5mm	4.5mm
Box fixing hole centres	60.3mm	60.3mm	120.6mm	120.6mm
Grid fixing hole centres	Grid fixing inserts are available on Sheer CFX plates. Refer to GRID-IT Technical Pages and GRID-IT catalogue for full details.			
Minimum wall box depth	35mm	35mm	35mm	35mm
Wattage	250W Resistive 210VA Inductive	250W Resistive 210VA Inductive	250W Resistive 210VA Inductive	250W Resistive 210VA Inductive
Current rating	1.1 amps per gang	1.1 amps per gang	1.1 amps per gang	1.1 amps per gang
Voltage	220/250V AC	220/250V AC	220/250V AC	220/250V AC
Max load	250W Resistive 210VA Inductive	250W Resistive per gang 210VA Inductive per gang	250W Resistive per gang 210VA Inductive per gang	250W Resistive per gang 210VA Inductive per gang
Hz	50Hz	50Hz	50Hz	50Hz
IP rating	IP2XD	IP2XD	IP2XD	IP2XD
Poles	Single	Single	Single	Single
Contact Gap Minimum	n/a	n/a	n/a	n/a
Terminal Capacity	2 x 1mm ²	2 x 1mm ²	2 x 1mm ²	2 x 1mm ²
	2 x 1.5mm ²	2 x 1.5mm ²	2 x 1.5mm ²	2 x 1.5mm ²
Earth Terminal Capacity	5 x 1mm ²	5 x 1mm ²	5 x 1mm ²	5 x 1mm ²
	4 x 1.5mm ²	4 x 1.5mm ²	4 x 1.5mm ²	4 x 1.5mm ²
	3 x 2.5mm ²	3 x 2.5mm ²	3 x 2.5mm ²	3 x 2.5mm ²
	1 x 4mm ² Multi-Strand 1 x 6mm ²	1 x 4mm ² Multi-Strand 1 x 6mm ²	1 x 4mm ² Multi-Strand 1 x 6mm ²	1 x 4mm ² Multi-Strand 1 x 6mm ²
Product Class 1	When dimmer modules are fitted to a metal face plate, the face plate must be earthed			
Ambient Operating Temperature	-5° to +40°C	-5° to +40°C	-5° to +40°C	-5° to +40°C
Recommended Location	Indoor use only	Indoor use only	Indoor use only	Indoor use only
Max installation Altitude	2000m	2000m	2000m	2000m
BS EN ISO Standard	BS EN 60669-2-1	BS EN 60669-2-1	BS EN 60669-2-1	BS EN 60669-2-1
Additional Notes :	* Denotes TRAILING EDGE TECHNOLOGY DIMMERS. Are suitable for control of both resistive and inductive loads. When used for dimming low voltage electronic halogen transformers, it must be noted that the dimmer controls the primary side of the transformer.			
Cable outlet (min)				
Cable outlet (max)				

	1XTM25	2XTM25	3XTM25	4XTM25	1XTS	2XTS	3XTS	4XTS
Insert type	Dimmer (resistive and inductive)	Dimmer (resistive and inductive)	Dimmer (resistive and inductive)	Dimmer (resistive and inductive)	Touch Slave	Touch Slave	Touch Slave	Touch Slave
Plate material (see general notes)	Metal	Metal	Metal	Metal	Metal	Metal	Metal	Metal
Size (single) height	86mm	86mm			86mm	86mm		
Size (single) width	86mm	86mm			86mm	86mm		
Size (single) depth (inc gasket)	4.5mm	4.5mm			4.5mm	4.5mm		
Size (double) height			86mm	86mm			86mm	86mm
Size (double) width			145mm	145mm			145mm	145mm
Size (double) depth (inc gasket)			4.5mm	4.5mm			4.5mm	4.5mm
Box fixing hole centres	60.3mm	60.3mm	120.6mm	120.6mm	60.3mm	60.3mm	120.6mm	120.6mm
Grid fixing hole centres	Grid fixing inserts are available on Sheer CFX plates. Refer to GRID-IT Technical Pages and GRID-IT catalogue for full details.							
Minimum wall box depth	35mm	35mm	35mm	35mm	35mm	35mm	35mm	35mm
Wattage	250W Resistive 210VA Inductive	250W Resistive 210VA Inductive	250W Resistive 210VA Inductive	250W Resistive 210VA Inductive	N/A	N/A	N/A	N/A
Current rating	1.1 amps per gang	1.1 amps per gang	1.1 amps per gang	1.1 amps per gang	n/a	n/a	n/a	n/a
Voltage	220/250V AC	220/250V AC	220/250V AC	220/250V AC	220/250V AC	220/250V AC	220/250V AC	220/250V AC
Max load	250W Resistive 210VA Inductive	250W Resistive per gang 210VA Inductive per gang	250W Resistive per gang 210VA Inductive per gang	250W Resistive per gang 210VA Inductive per gang	N/A	N/A	N/A	N/A
Hz	50Hz	50Hz	50Hz	50Hz	50Hz	50Hz	50Hz	50Hz
IP rating	IP2XD	IP2XD	IP2XD	IP2XD	IP2XD	IP2XD	IP2XD	IP2XD
Poles	n/a	n/a	n/a	n/a	n/a	n/a	n/a	n/a
Contact Gap Minimum	n/a	n/a	n/a	n/a	n/a	n/a	n/a	n/a
Terminal Capacity	2 x 1mm ²	2 x 1mm ²	2 x 1mm ²	2 x 1mm ²	2 x 1mm ²	2 x 1mm ²	2 x 1mm ²	2 x 1mm ²
	2 x 1.5mm ²	2 x 1.5mm ²	2 x 1.5mm ²	2 x 1.5mm ²	2 x 1.5mm ²	2 x 1.5mm ²	2 x 1.5mm ²	2 x 1.5mm ²
Earth Terminal Capacity	5 x 1mm ²	5 x 1mm ²	5 x 1mm ²	5 x 1mm ²	5 x 1mm ²	5 x 1mm ²	5 x 1mm ²	5 x 1mm ²
	4 x 1.5mm ²	4 x 1.5mm ²	4 x 1.5mm ²	4 x 1.5mm ²	4 x 1.5mm ²	4 x 1.5mm ²	4 x 1.5mm ²	4 x 1.5mm ²
	3 x 2.5mm ²	3 x 2.5mm ²	3 x 2.5mm ²	3 x 2.5mm ²	3 x 2.5mm ²	3 x 2.5mm ²	3 x 2.5mm ²	3 x 2.5mm ²
	1 x 4mm ² Multi-Strand 1 x 6mm ²	1 x 4mm ² Multi-Strand 1 x 6mm ²	1 x 4mm ² Multi-Strand 1 x 6mm ²	1 x 4mm ² Multi-Strand 1 x 6mm ²	1 x 4mm ² Multi-Strand 1 x 6mm ²	1 x 4mm ² Multi-Strand 1 x 6mm ²	1 x 4mm ² Multi-Strand 1 x 6mm ²	1 x 4mm ² Multi-Strand 1 x 6mm ²
Product Class 1	When dimmer modules are fitted to a metal face plate, the face plate must be earthed				When slave modules are fitted to a metal face plate, the face plate must be earthed			
Ambient Operating Temperature	-5° to +40°C	-5° to +40°C	-5° to +40°C	-5° to +40°C	-5° to +40°C	-5° to +40°C	-5° to +40°C	-5° to +40°C
Recommended Location	Indoor use only	Indoor use only	Indoor use only	Indoor use only	Indoor use only	Indoor use only	Indoor use only	Indoor use only
Max installation Altitude	2000m	2000m	2000m	2000m	2000m	2000m	2000m	2000m
BS EN ISO Standard	BS EN 60669-2-1	BS EN 60669-2-1	BS EN 60669-2-1	BS EN 60669-2-1	BS EN 60669-2-1	BS EN 60669-2-1	BS EN 60669-2-1	BS EN 60669-2-1
Additional Notes :	* Denotes TRAILING EDGE TECHNOLOGY DIMMERS. Are suitable for control of both resistive and inductive loads. When used for dimming low voltage electronic halogen transformers, it must be noted that the dimmer controls the primary side of the transformer.							
Cable outlet (min)								
Cable outlet (max)								

	BPS	BPD	EURO2	EURO4		
Insert type	Blanking Plate	Blanking Plate	Single plate with 2 x Eurodata cutout	Double plate with 4 x Eurodata cut out		
Plate material (see general notes)	Metal	Metal	Metal	Metal		
Size (single) height	86mm		86mm			
Size (single) width	86mm		86mm			
Size (single) depth (inc gasket)	4.5mm		4.5mm			
Size (double) height		86mm		86mm		
Size (double) width		145mm		145mm		
Size (double) depth (inc gasket)		4.5mm		4.5mm		
Box fixing hole centres	60.3mm	120.6mm	60.3mm	120.6mm		
Grid fixing hole centres						
Minimum wall box depth					35mm	35mm
Wattage						
Current rating						
Voltage						
Max load						
Hz						
IP rating						
Poles						
Contact Gap Minimum						
Terminal Capacity						
Earth Terminal Capacity	5 x 1mm ²	5 x 1mm ²	5 x 1mm ²	5 x 1mm ²		
	4 x 1.5mm ²	4 x 1.5mm ²	4 x 1.5mm ²	4 x 1.5mm ²		
	3 x 2.5mm ²	3 x 2.5mm ²	3 x 2.5mm ²	3 x 2.5mm ²		
	1 x 4mm ² Multi-Strand	1 x 4mm ² Multi-Strand	1 x 4mm ² Multi-Strand	1 x 4mm ² Multi-Strand		
	1 x 6mm ²	1 x 6mm ²	1 x 6mm ²	1 x 6mm ²		
Product Class 1						
Ambient Operating Temperature						
Recommended Location	Indoor use only	Indoor use only	Indoor use only	Indoor use only		
Max installation Altitude	2000m	2000m	2000m	2000m		
BS EN ISO Standard						
Additional Notes :	See Data & media catalogue for a full range of inserts.					
Cable outlet (min)						
Cable outlet (max)						