

# EXPANSION VESSELS



**A** reliable **A** efficient **A** quality

**SMEDEGARD**  
Pumping Technology

## Expansion Vessels

Smedegaard's extensive range of vessels vary in size between 5 and 3000 litres. Each vessel is fitted with an EPDM renewable rubber diaphragm making it suitable for use in LPHW heating systems, chilled water systems, HWS systems and as a pump control vessel on a cold water booster set.

Vessels up to 18 litres are suitable for mounting directly in the pipework. Vertical standing vessels are available between 60 and 3000 litres and horizontal vessels between 24 and 300 litres.

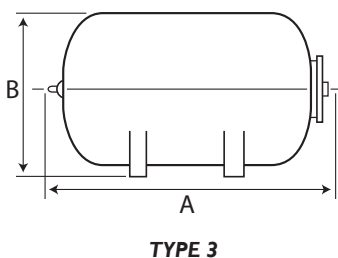
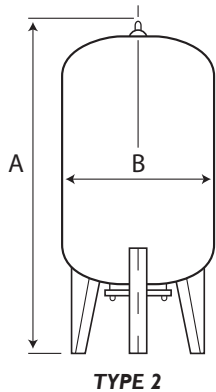
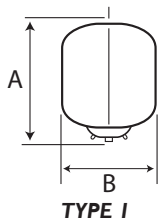
Maximum working pressure - up to 10 bar.

Temperature range - from  $-5^{\circ}\text{C}$  to  $+90^{\circ}\text{C}$ .

All vessels are factory charged with air at 1.5 bar, unless otherwise instructed. This pressure will need to be corrected to suit the design condition of the system, via the Schraeder valve located near the top of the vessel.

Smedegaard will be pleased to assist in sizing the correct vessel for your specific application.

- Complete range of vessels 5-3000 litres
- All vessels have replacable EPDM rubber diaphragms
- Pipeline mounted vessels 5-18 litres
- Vertical standing vessels 60-3000 litres
- Horizontal standing vessels 24-300 litres
- Suitable for potable water
- Suitable for temperatures between  $-5^{\circ}\text{C}$  and  $+90^{\circ}\text{C}$
- Maximum working pressure 8/10 bar
- Vessels with higher working pressures available upon request
- WRAS approved and manufactured in accordance with BS4814 and BS6144



Capacity Litres	Max. Pressure bar	Connection Size BSP	A mm	B mm	Dry Weight kg (approx)
<b>Type 1 (Pipeline mounting)</b>					
5	8/10	3/4"M	316	160	2
8	8/10	3/4"M	321	200	3
18	8/10	3/4"M	379	374	5
<b>Type 2 (Vertical standing)</b>					
60	10	1"M	830	380	13
80	10	1"M	800	450	16
100	10	1"M	880	460	20
150	10	1"M	1030	510	28
200	10	1 1/4"M	1070	590	31
300	10	1 1/4"M	1250	650	49
500	10	1 1/4"M	1600	750	91
750	10	2"F	1820	800	157
1000	8/10	2 1/2"F	2130	800	187
1500	10	2 1/2"F	2130	1000	291
2000	10	2 1/2"F	2550	1100	301
2500	10	DN65	2850	1100	392
3000	10	DN65	2930	1250	488
<b>Type 3 (Horizontal standing)</b>					
24	8/10	1"M	480	270	6
60	10	1"M	680	415	13
80	10	1"M	720	415	16
100	10	1"M	781	488	21
200	10	1 1/2"M	1079	555	31
300	10	1 1/2"M	1237	625	49

*It is Smedegaard's policy to continually improve and develop its product range. We reserve the right to change specifications without prior notice. Whilst every care has been taken to ensure the data is correct, no responsibility can be taken for inaccuracies or misprints.*