

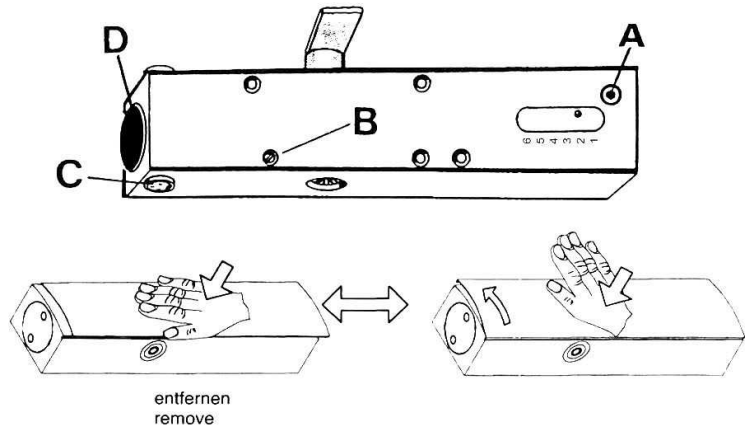


GEZE GmbH
Postfach 13 63
71226 Leonberg
Telefon (0 71 52) 20 30
Telefax (0 71 52) 20 33 10
<http://www.geze.com>

0672-CPD-0051	CE	GEZE GmbH P.O. Box 1363 71226 Leonberg	03			
	EN 1155	3	8	6	1	1
	EN 1154	4	8	6	1	1
Substanz: ----						



Electrical data:
Operating voltage 24 VDC \pm 15 % (5 %)
Current consumption approx. 42 mA (83 mA)
Power consumption approx. 1 watt
Max. permissible residual ripple 20 %
Duty cycle 100 %



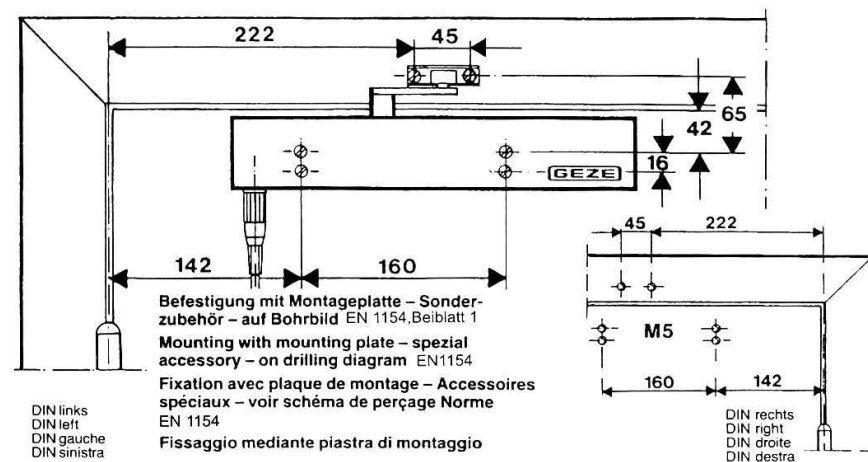
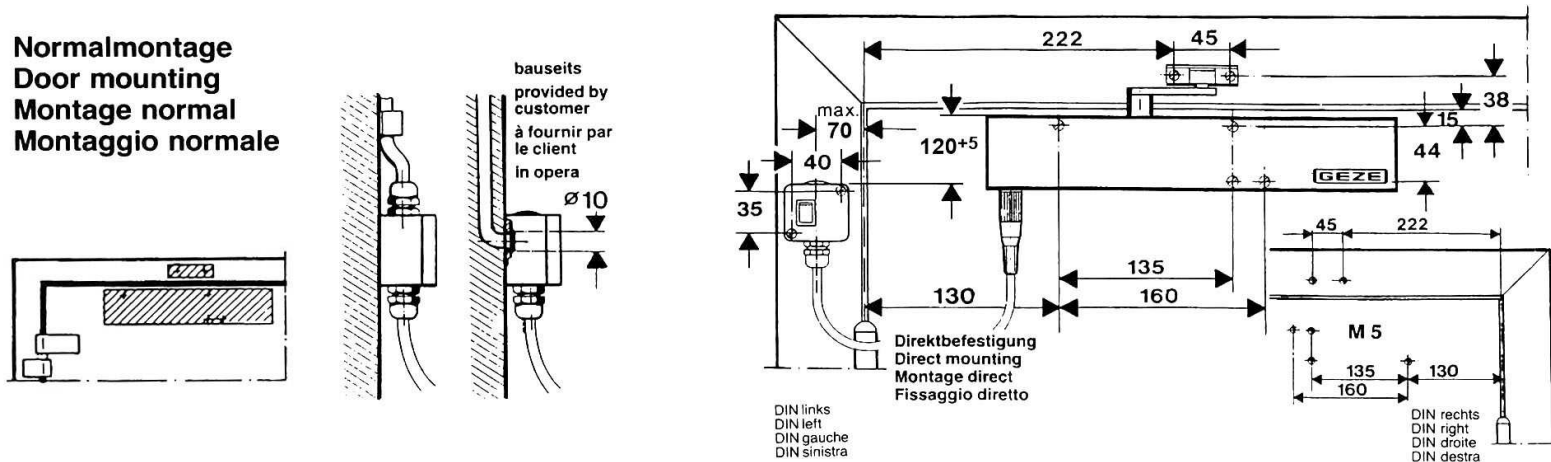
Elektrische Daten:
Betriebsspannung 24 VDC \pm 15 % (5 %)
Stromaufnahme ca. 42 mA (83 mA)
Leistungsaufnahme ca. 1 Watt
max. zul. Restwelligkeit 20 %
Einschaltdauer 100 %

Données électriques:
Tension de service: 24 VDC \pm 15 % (5 %)
Consommation 42 mA env. (83 mA)
Puissance absorbée: 1 Watt env.
Ondulation résiduelle maxi autorisée: 20 %
Régime permanent

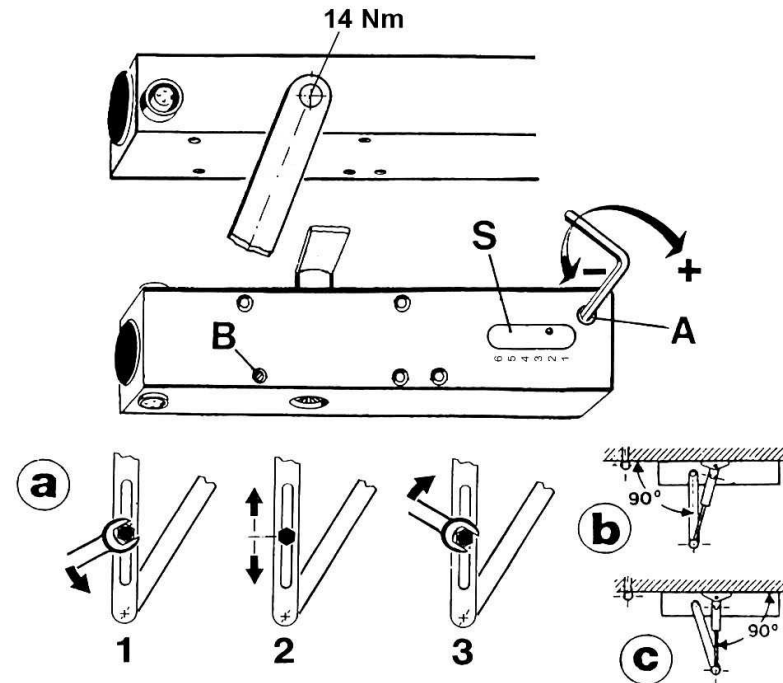
Dati elettrici:
Tensione di esercizio 24 VDC \pm 15 % (5 %)
Corrente assorbita ca. 42 mA (83 mA)
Potenza assorbita ca. 1 Watt
Ondulazione residua max. consentita 20 %
Rapporto d'inserzione 100 %

Datos eléctricos:
Tensión de servicio 24 VDC \pm 15 % (5 %)
Absorción de corriente 42 mA (83 mA), aprox.
Consumo de potencia 1 Watt, aprox.
Ondulación residual tolerancia máxima 20 %
Tiempo de puesta en circuito 100 %

A diagram of a room with a door on the left wall and a window on the right wall. The door is open, and the window is closed. The room is labeled 'Room'.



Check smooth opening and closing of the door.



Leichtgängigkeit der Tür prüfen.

Contrôler que la porte se déplace facilement.

Controllare la maneggevolezza della porta.

Controlar la ligereza de la puerta.

