

Door Closer Range



ASSA ABLOY

ASSA ABLOY, the global leader
in door opening solutions



ASSA ABLOY

UNION offers a complete range of door closing options from budget and simple retro-fit solutions to sophisticated electro-magnetic systems with hold-open and swing-free functionality. UNION door closers can also transform the appearance of doorsets by customising and co-ordinating covers with furniture.

All UNION door closers can be trusted to meet the demands of discerning specifiers and their clients, giving a long service life on fire, security and other doors alike.

The following table is a comprehensive overview of the key features and functions of all UNION door closers. For more details please refer to the individual product page or contact UNION Customer Services.

Technical Information			N8825	N8824BC	N8899	RETRO3	RETRO4	N8834	N8803
Size	Max Door Width	Max Door Weight	Adjustable Strength		Fixed Strength			Adjustable Strength	Fixed Strength
EN 2	850mm	40kg	↕	↕	-	-	-	-	-
EN 3	950mm	60kg			-	■	-	↕	■
EN 4	1100mm	80kg			■	-	■		-
EN 5	1250mm	100kg			-	-	-	-	-
Power Adjustment			Wind-through		n/a	n/a	n/a	Template	n/a
Maximum Opening Angle Apps. 1 and Apps. 61			165°	135°	n/a	180°	180°	180°	140°
Maximum Opening Angle Apps. 66			180°	160°	n/a	180°	180°	130°	n/a
Adjustable Backcheck			■	■	-	-	-	-	-
Non-handed			■	■	■	■	■	■	■
Electro Magnetic hold open			-	-	between 75° & 180°	-	-	-	-
Electro Magnetic Swing Free			-	-	■	-	-	-	-
Universal - Apps. 1, 66 & 61			■	■	■	■	■	■	Apps. 1 & 61 only

Standards

3rd Party tested to EN 1154	■	■	n/a	■	■	■	■
3rd Party tested to EN 1155	n/a	n/a	■	n/a	n/a	n/a	n/a
BS EN 1634-1	■	■	■	■	■	■	■
CE Marked	■	■	■	■	■	■	■
Certifire Approval	■	■	■	■	■	■	■

■ Available - please refer to the more detailed information on respective catalogue pages.
n/a Not applicable



ASSA ABLOY

N8825 Heavy duty with backcheck

The N8825 is a heavy duty door closer with backcheck and an aluminium body, steel armset and is non-handed to provide maximum flexibility.

Application:

- Suitable for fire resistant doors and other internal doors
- Sizes EN 2-5 wind through adjustable

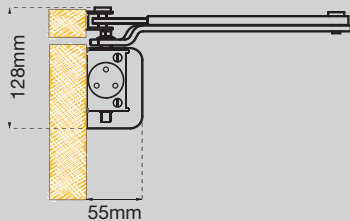
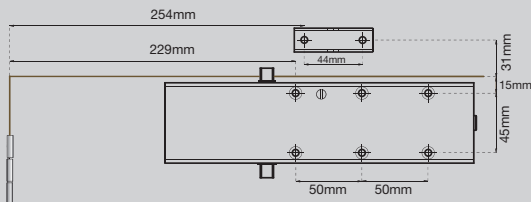
Features:

- Aluminium body, steel armset
- Independent door speed and latch controls
- Adjustable backcheck
- Non-handed for maximum flexibility
- Concealed fixings and adjustment controls
- Curve or Linear cover styles in a choice of finishes
- Adjustable, flatform arm
- Easy-to-use template and pictorial fitting instructions

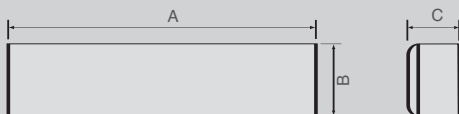


Linear cover
Polished Stainless Steel finish

Technical specification



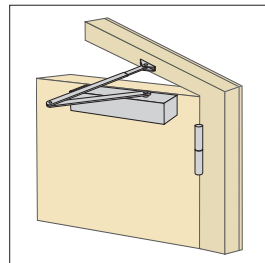
Cover dimensions



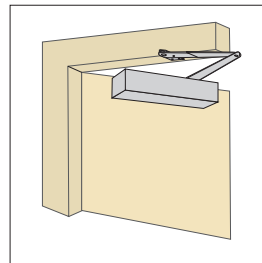
	A	B	C
Curve	302	83	55
Linear	298	82	55

Applications:

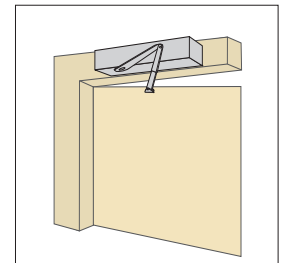
The N8825 is universal and can be fitted as App.1, App. 66 or App. 61



App. 1
Closer fixed to 'pull' side of door



App. 66
Closer fixed to 'push' side of door



App. 61
Closer transom mounted on 'push' side of door

Specification:

Reference N8825-C (Curve cover)
N8825-L (Linear cover)

Finishes:

- Code Closer cover
- SIL Silver
- GLD Gold
- SSF Satin Stainless Steel finish
- PSF Polished Stainless Steel finish
- PBF Polished Brass finish





ASSA ABLOY

N8824BC Medium duty with backcheck

The N8824BC door closer is a medium duty door closer with an aluminium body suitable for installation where fire resistance is required. Non-handed for maximum flexibility.

Application:

- Suitable for fire resistant doors and other internal doors
- Sizes EN 2-4 wind through adjustable

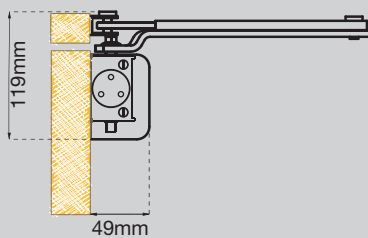
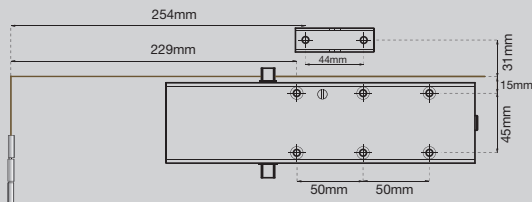
Features:

- Aluminium body, steel armset
- Independent door speed and latch controls
- Adjustable backcheck
- Non-handed for maximum flexibility
- Concealed fixings and adjustment controls
- Curve or Linear cover styles in a choice of finishes
- Adjustable, flatform arm
- Easy-to-use template and pictorial fitting instructions

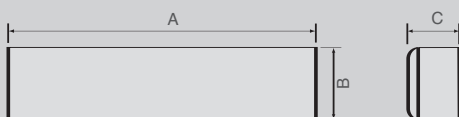


Curve cover
Satin Stainless Steel finish

Technical specification



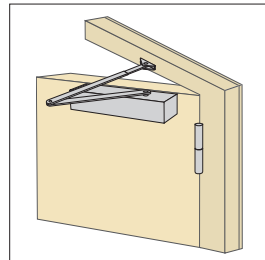
Cover dimensions



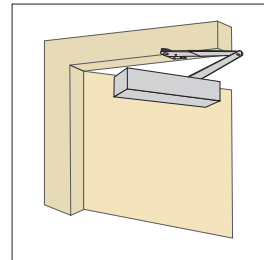
	A	B	C
Curve	248	78	49
Linear	241	77	49

Applications:

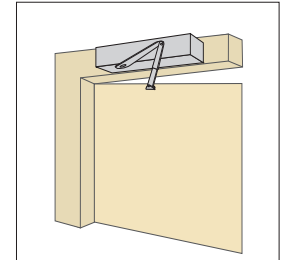
The N8824BC is universal and can be fitted as App.1, App. 66 or App. 61



App. 1
Closer fixed to 'pull' side of door



App. 66
Closer fixed to 'push' side of door



App. 61
Closer transom mounted on 'push' side of door

Specification:

Reference N8824BC-C (Curve cover)
N8824BC-L (Linear cover)

Finishes:

Code Closer cover
SIL Silver
GLD Gold
SSF Satin Stainless Steel finish
PSF Polished Stainless Steel finish
PBF Polished Brass finish





ASSA ABLOY

N8899 Electro magnetic door closer Hold open and swing free

The N8899 is the optimum solution for fire doors on accessible and circulation routes in hospitals, commercial and public buildings.

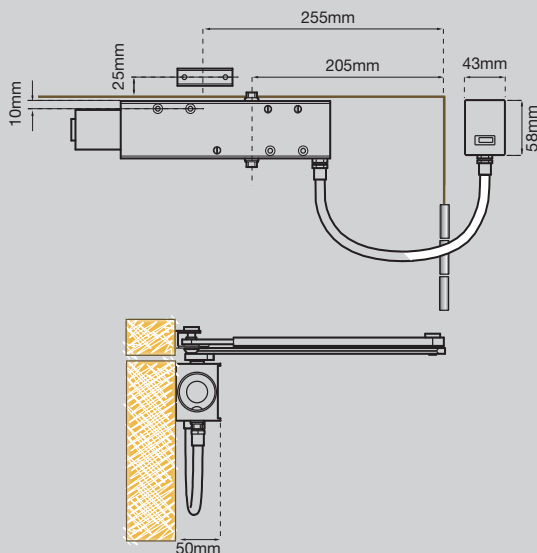
Application:

- Optimum solution for fire doors on accessible and circulation routes in hospitals, commercial and public buildings
- Electro magnetic functions interface with the fire alarm system. Upon activation of the system the doors resume their self-closing function
- Regular arm and parallel arm in one unit
- Hold open and swing free in one unit
- Requires 24V DC power supply
- EN size 4 in standard installation and EN size 3 in parallel arm installation




Curve cover
Silver finish

Technical specification



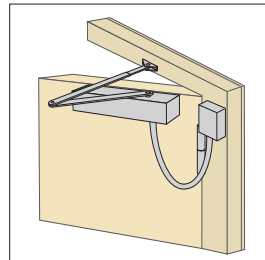
Cover dimensions



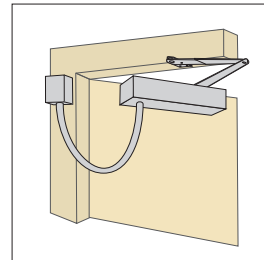
	A	B	C
Curve	302	76	50
Linear	298	76	50

Applications:

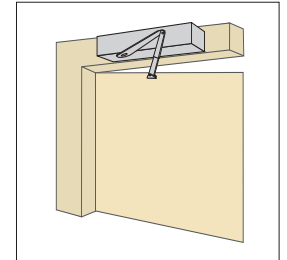
The N8899 is universal and can be fitted as App.1, App. 66 or App. 61



App. 1
Closer fixed to 'pull' side of door



App. 66
Closer fixed to 'push' side of door



App. 61
Closer transom mounted on 'push' side of door

Features:

- Aluminium body, steel armset
- Independent door speed and latch controls
- Linear or curve cover
- Adjustable arm
- Non handed for max flexibility
- Easy to use template and pictorial fixing instructions
- Concealed fixings and adjustment controls

Specification:

Reference N8899-4-C (Curve cover)
N8899-4-L (Linear cover)

Finishes:

- Code Closer cover
- SIL Silver
- GLD Gold
- SSF Satin Stainless Steel finish
- PSF Polished Stainless finish
- PBF Polished Brass finish
- SSB Satin Stainless Steel finish with black arm/loop/box
- PSB Polished Stainless finish with black arm/loop/box
- PBB Polished Brass finish with black arm/loop/box



ASSA ABLOY

Retro 3 and Retro 4 – The ideal Retro-Fit solution

Retro 3 and Retro 4

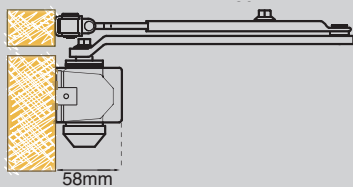
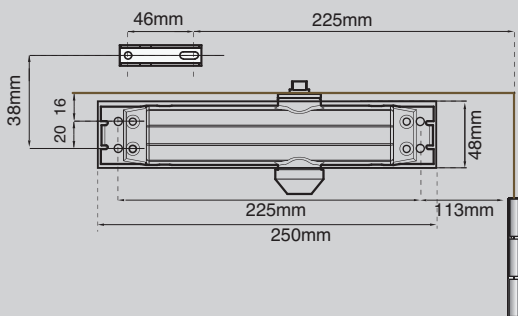
The ideal retro-fit solution, the Retro 3 and Retro 4 door closers use the same fixing dimensions and footprint as the most popular UK designs to blend with existing installations.

Application:

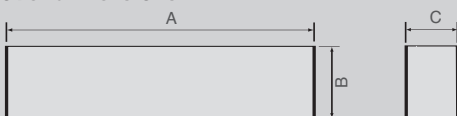
- Use the same fixing dimensions and footprint as the most popular UK door closer designs
- Blends with any application where other traditional door closers have been used or are currently fixed to adjacent doors
- Fixed size EN3 or fixed size EN4
- Retro3 provides EN1154 size 3 when fitted as App. 1 or App. 66



Technical specification

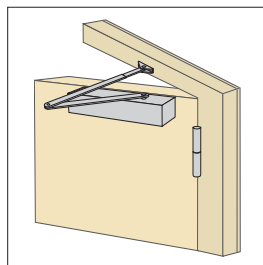


Cover dimensions

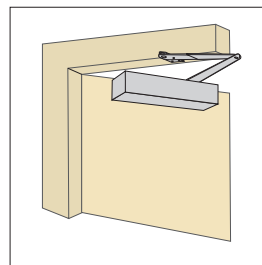


A	B	C
250	48	58

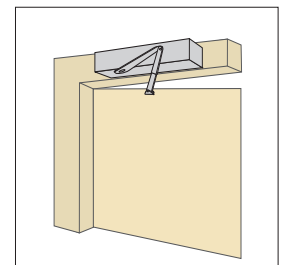
Applications:



App. 1
Closer fixed to 'pull' side of door



App. 66
Closer fixed to 'push' side of door



App. 61
Closer transom mounted on 'push' side of door

Features:

- Steel cover
- Independent, fully adjustable door speed and latch controls
- Non-handed
- Concealed adjustment controls
- Adjustable platform arm
- Easy-to-use template and pictorial fitting instructions

Specification:

Reference JRETR03 JRETR04

Finishes:

Code Closer cover

SE Silver Enamel





ASSA ABLOY

N8834 Medium duty door closer

The N8834 is a non-handed door closer with fully adjustable hydraulic door speed and latch controls.

Application:

- Suitable for fire resistant doors and other internal doors
- Sizes EN 3 - 4, template selectable

Features:

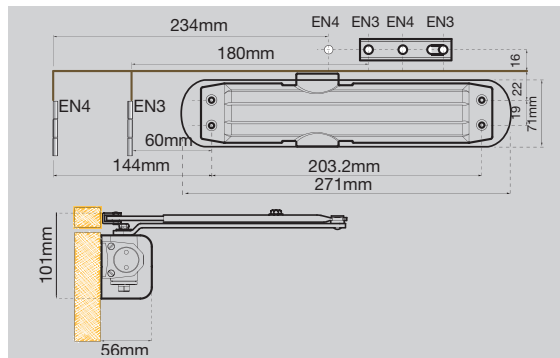
- Independent, fully adjustable hydraulic door speed and latch controls
- Non-handed
- Concealed adjustment controls
- Adjustable flatarm arm
- Easy-to-use template and pictorial fitting instructions
- Signature style nylon cover

Specification:

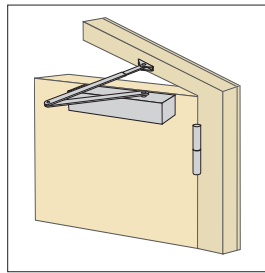
Reference N8834

Finishes:

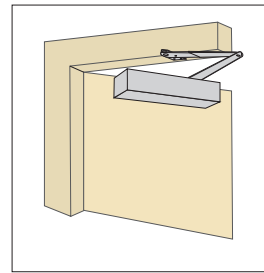
Code Closer cover
 SIL Silver
 GLD Gold



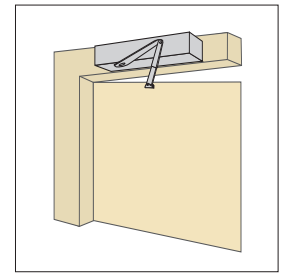
Applications: The N8834 is universal and can be fitted as App.1, App.66 or App.61



App. 1
Closer fixed to 'pull' side of door



App. 66
Closer fixed to 'push' side of door

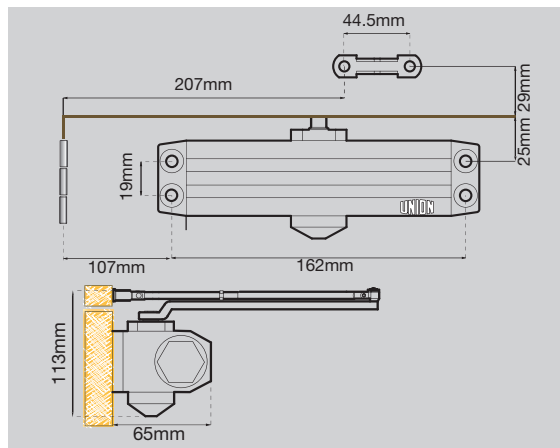


App. 61
Closer transom mounted on 'push' side of door



N8803 Budget CE marked door closer

The N8803 is the cost effective solution for fire doors and other internal doors.



Application:

- Economical solution for fire doors and other internal doors
- Fixed size EN 3

Features:

- Small bodied closer
- Independent, fully adjustable hydraulic door speed and latch controls
- Maximum opening angle -140°
- Non handed
- Adjustable arm
- Easy-to-use template and pictorial fitting instructions



Specification:

Reference N8803

Finishes:

Code Closer cover
 SIL Silver
 GLD Gold

Applications: App.1 and App.61 only (see above)



Corporate Statement

ASSA ABLOY

ASSA ABLOY is the global leader in door opening solutions. Dedicated to satisfying end-user needs for security, safety and convenience.

ASSA ABLOY is represented in all major regions, in both mature and emerging markets, with leading positions in Australia, Europe and North America.

As the worlds leading lock group, ASSA ABLOY offers a more complete product range of door opening solutions than any other company on the market.

UNION Architectural Hardware
School Street
Willenhall
WV13 3PW
Tel: 0845 223 2124
Fax: 0845 223 2125
Email: info@uniononline.co.uk
Web: www.uniononline.co.uk