

## WATER MANAGEMENT

### SDS Weholite

#### CSO Control Chambers

Weholite CSO Control Chambers are manufactured and assembled off site and are designed to meet project specific requirements using a standard set of components. This improves site productivity, reduces installation time and construction materials, and provides major savings on programme costs.

Chambers can be utilised as part of a Weholite attenuation system, attached to a small diameter surface water/ sewerage system, or as a pipe-based Flow Control chamber or in rectangular form using Weholite Modular.




- Light weight
- Resistant to H<sub>2</sub>S
- Abrasion resistant
- For use with mechanical or static screens
- Anti-slip benching
- Structural base included
- In-factory manufacture and assembly
- Suitable for immediate use



Having been prefabricated at the manufacturing plant in Newport, Chambers are delivered ready to install with any type of CSO control devices factory-fitted.

Weholite is unique in providing chamber systems in HDPE without any need for concrete inside or outside providing structural integrity.

Features	Benefits
Designed to meet project specific requirements using standard components.	Delivers substantial savings in programme costs.
Light weight	Reduces installation time, resulting in a lower health & safety risk for onsite personnel and minimal disruption to local communities and the environment.
Ready to use immediately.	Enables super-fast connection and operation.
Totally resistant to hydrogen sulphide (H <sub>2</sub> S).	Can be used in harsh conditions.
HDPE has the best abrasion resistance.	Ensures better flow properties. Very low maintenance required.
Fully tested, factory built components.	Guaranteed water-tight performance.
Designed to hold both mechanical and static screens.	Provides system flexibility.
Supplied with a structural base.	Resistant to groundwater pressure.
Yellow anti-slip benching factory fitted.	Ensures safe movement within the manhole.
Concrete surround not required.	Saves time and cost and improves carbon footprint.
No rocker pipes needed.	Delivers savings on programme.
Full structural design package available.	Weholite support ensures optimal performance.



WEH CSO DS/0125