

The logo for vicaima, featuring the brand name in a white, lowercase, sans-serif font. To the right of the text is a red diamond shape, which is part of the overall graphic design of the advertisement.

vicaima

A photograph of a modern kitchen interior. In the foreground, a wooden door is partially open, showing a silver door handle. The kitchen features white cabinetry, a wooden countertop, and a central island with a wooden top. A cake sits on a stand on the island. The floor is made of light-colored tiles.

# CUSTOM FIT

Interior Doors & Frames

Where options come as standard

# CUSTOM FIT

where options come as standard

Custom Fit introduces a new range of design options for standard doors. Offering you the chance to add different elements to a base door and thereby transforming them into attractive and tailored features. Choose from a selection of 5 design components from the Custom Fit range and Vicaima will provide to your requirements, all with the benefit of shorter lead-times than bespoke doors and, of course, they cost less.

Simply select your base door from the Vicaima standard door range then select one or more design options to create the Custom Fit look and performance.



Before (base door)



After (with grooves)

## CUSTOM OPTION 1: DOOR FRAMES

Adding a door frame enables you to provide the complete system. The Vicaima Easi-Kit interior door kit allows you to select either a front entrance or room access frame kit for quick an easy on-site assembly. Available in non-fire, fire and security performance.

## CHOOSE YOUR DOOR

Select any standard door from the Vicaima range of veneered, foil and laminate doors. Available in hollow core, solid core, half hour and one hour fire door performance. All doors are available in a wide choice of finish colours.

## CUSTOM OPTION 2: INLAYS

Contrasting inlays create the very best in contemporary styling with colour or detailed veneer marquetry effects to re-create panel designs or stunning vertical lines. Inlay is also available integral to beading for glazed options.

## CUSTOM OPTION 3: GROOVES

Grooved doors open up a world of design opportunities. Incorporating etched patterns into the face of the door to produce geometric designs. Grooves can be stained in a range of colour options to give contrast as desired.

## CUSTOM OPTIONS 4 & 5: DECORATIVE AND COMMERCIAL GLAZING

Bring light and visibility to your chosen door design with both openings and grille options. All doors are supplied factory glazed for ultimate quality, safety and performance.

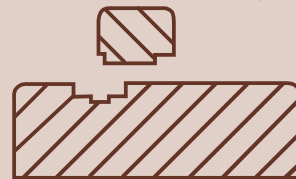


# CUSTOM FIT OPTION 1

door frames (kits or set options)



## Reversible Door Stop



Eco Kit Frame Section  
77mm-200mm width  
25mm or 30mm thick



The mark of responsible forestry

Ask for details of our Front Entrance Door Systems



Latch



Bathroom Lock



Fire Hinge

# CUSTOM FIT OPTION 2

inlays (metallic or Natur)

All Essential and Exclusive range including 1/2hr or 1hr F/C.

## Essential (Metallic)



IG1V Ash



IG2V Left Eucalyptus



IG2V Steamed Beech



IG3H Koto



IG4H Oak SLH

## Exclusive (Natur to match standard doors)



EX5.0 Oak DFG01 (Inlay 1)



EX5.1 Oak DFG16 (Inlay 1)



EX5.1 Oak DFG17 (Inlay 1)



EX5.2 Oak DFG34 (Inlay 1)



EX5.2 Oak DFG18 (Inlay 1)

### ESSENTIAL METALLIC INLAYS (1mm x 8mm)



Black



Satin



Walnut



Cherry

### EXCLUSIVE (NATUR GLAZING BEAD & GRILLES TO MATCH STD. DOOR)



Standard Inlay & Bead option



Inlay 1  
Oak  
Cherry



Inlay 4  
Beech



Inlay 6  
Ash



Inlay 3  
Black  
Option



Door shown DFG20


# CUSTOM FIT OPTION 3

grooves (paint white/black or stain)


Base door can be white, foil or veneer, in horizontal, vertical or cross directional.



## STANDARD GROOVE OPTIONS COLOURS



White Black



Brown Teak Light



Doors incorporate a V-shaped groove 5mm wide by 1.5mm in depth.



# CUSTOM FIT OPTION 4

decorative glazing

All Essential range options white, foil or veneers. 1/2 hr or 1 hr F/C.

## Essential (Grilles)



DFG18



DFG17



DFG55



DFG04



DFG20

## Essential (Openings)



DFG16



DFG45



DFG38



DFG37



DFG58



Glazing options include:  
Bevelled effect  
Plain  
Sand Blasted  
Fire 1/2hr - 1hr



Vicaima recommend all doors are supplied factory glazed. Fire check glazing is compulsory.

# CUSTOM FIT OPTION 5

commercial glazing

Suitable for offices, hotels and other commercial projects.

## Essential



DFG01 Offset



DFG53 Offset



DFG03 Square



DFG56

## Essential and Exclusive



DFG01



DFG42



DFG29



DFG27



DFG31



All openings can be central or offset.

Other glass opening sizes available, please ask for details.



Fire tested and rated



Mobility widths and openings



Vicaima recommend all doors are supplied factory glazed. Fire check glazing is compulsory.

# vicaima



Vicaima Ltd  
Drakes Way Business Centre,  
Marlowe Avenue, Greenbridge Ind. Est.,  
Swindon, Wiltshire SN3 3JF  
Tel: 01 793 532333  
Fax: 01 793 530193  
e-mail: [info@vicaima.com](mailto:info@vicaima.com)  
Web: [www.vicaima.com](http://www.vicaima.com)

Veneer, laminate, foil colours and photography are shown as a guide only. As we are constantly improving our product range, we reserve the right to make changes without prior notice. These details do not form any contract and whilst every effort has been made to ensure accuracy, this cannot be guaranteed.

Issue date May 2011. Designed by Lundie Marketing. [www.lundie.co.uk](http://www.lundie.co.uk)