

Wireless telemetry and remote control device  
for automatic door systems

**iContact™**



## iContact™

# Wireless telemetry and remote control device

Wireless telemetry device utilising GSM and GPRS technology enabling remote monitoring/control of the door system. iContact™ enables the GEZE UK service network to provide an immediate response should operational issues occur. Critical sensors such as safety beams, threshold sensors, side screen safety and radar activation are just a few types of devices that can be connected to the system. Signals from these devices are recorded for monitoring purposes and can be switched remotely by trained personnel.

### Key Benefits

Real time remote control facility

- ▶ Monitoring of switching and safety devices ensuring continued compliance with BS7036
- ▶ Remote diagnostics assisting with pinpointing errors
- ▶ Client access to internet based gateway
- ▶ First level footfall reporting

### Optional enhancements

- ▶ iButton® coded access control system offering multiple users and secure groups with master keying capability
- ▶ Two-tier footfall for commercial profiling

- ▶ SMS text message reporting / controlling facility
- ▶ Climate control with interface to BMS
- ▶ iAssist™ instant assist button
- ▶ Instantaneous remote lock/unlock via SMS or dial-in
- ▶ Temperature monitoring/control for climate management via BMS

### Technical Data

- ▶ 16 digital inputs – includes 8 changeover relays rated 240VAC 5A
- ▶ 16 analogue inputs
- ▶ Supply voltage 12 – 38V DC
- ▶ 8 digital outputs Interface
- ▶ RS 232 transparent link

- ▶ RS 232 and RS 485 communication ports

### Architecture

- ▶ Flash programmable CPU
- ▶ Dual band GSM/GPRS
- ▶ 16Mb data logging
- ▶ Real time clock with battery backup
- ▶ Programmable, dedicated and system scripts
- ▶ SMD technology



## Example of how iContact™ could benefit you

The most common service calls relating to any manufacturers automatic door systems include;

- ▶ The door is opening and closing on its own
- ▶ The door is staying open
- ▶ The door is driving slowly
- ▶ The door can not be closed and locked

Over 90% of these calls are generated by the various switching devices that are connected to the door operator. iContact™ allows trained service technicians to dial-in remotely to the door system and diagnose the error. The door system can be switched into a safe mode allowing a site call to be planned to suit the clients needs.

### Telemetry

- ▶ Transmitting data captured by instrumentation and measuring devices to a remote station where it is recorded and analysed.
- ▶ In simple terms, it means gathering remote information as well as allowing remote manipulation.

### GPRS

- ▶ The General Packet Radio Service network (GPRS) is a new type of network based on the existing GSM networks.
- ▶ GPRS networks offer an 'always on' facility, with increased network capacity. This allows data information to be transmitted more

quickly for high volume data users.

- ▶ No dial-up modem connection is necessary so information can be sent and received immediately hence the term 'always connected'. This is an essential feature for critical time applications.

### GSM

- ▶ GSM stands for Global System for Mobile Communications.
- ▶ Originally developed as a pan-European standard for digital mobile phones
- ▶ GSM has become the world's most widely used mobile system. It is used on the 900 MHz and 1800 MHz


frequencies in Europe, Asia and Australia, and the 1900 MHz frequency in North America and Latin America.

### Digital/Analogue


- ▶ Digital signals are a constant stream of On and Offs
- ▶ Analogue signal is any continuously variable signal. Analogue differs from a digital in that small fluctuations in the signal are meaningful



Premises cannot be opened up leading to customer dissatisfaction and loss of revenue



Service team notified via iContact™ regarding situation



Door sends signal via iContact™



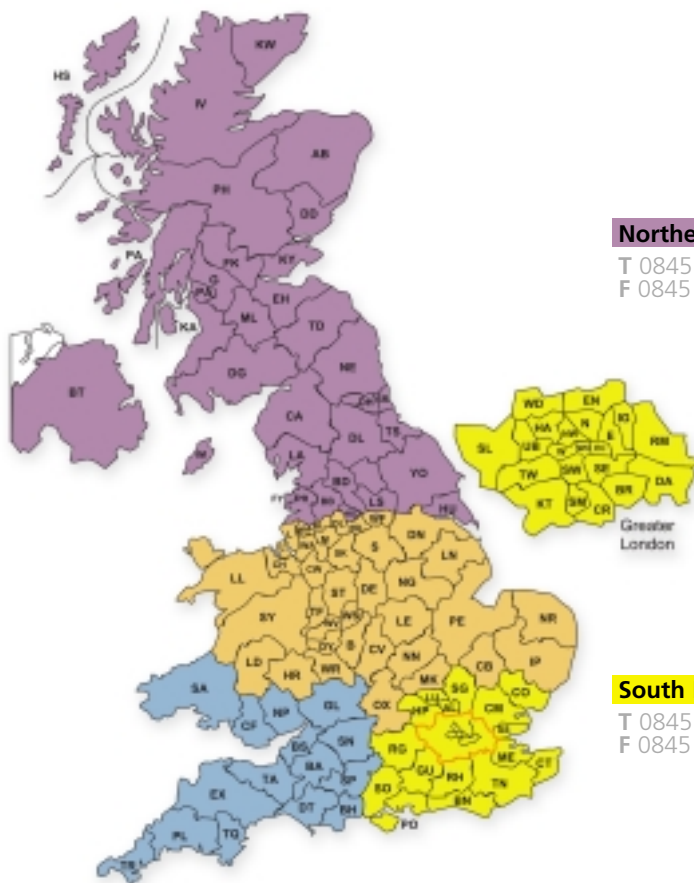
Data captured, fault diagnosed and response type decided



Door controlled remotely offering immediate response

## A comprehensive, 24 hour service, nationwide - from your local office

We are committed to the very best in customer service. To ensure rapid response and total peace of mind we offer a 24 hour 7 day a week service and repair for all makes of automatic and manual doors throughout the UK.



### Northern Office

T 0845 078 0882  
F 0845 078 0883

### Midlands Office

T 0845 078 0880  
F 0845 078 0881

### South West Office

T 0845 078 0884  
F 0845 078 0885

### South East Office

T 0845 078 0878  
F 0845 078 0879

# Nationwide 08456 777781

GEZE UK Ltd. is a member of the GEZE Worldwide Group of Companies  
Head Office: GEZE GmbH, P.O. Box 1363, 71226 Leonberg, Germany

GEZE UK Ltd

Blenheim Way, Fradley Park  
Lichfield, Staffordshire  
WS13 8SY

Tel: 01543 443000  
Fax: 01543 443001  
Email: [info@geze-uk.com](mailto:info@geze-uk.com)  
Website: [www.geze-uk.com](http://www.geze-uk.com)



Cert No. RS 28062

