

Classic Collection

Surface finishes for
operable partitions



Classic Collection



Discreet colours

Page 4



Warm colours

Page 6



Strong colours

Page 8



Brown shades

Page 10



Aluminium

Page 12



Light wood shades

Page 14



Dark wood shades

Page 16

From partition to design element.

How do you turn a partition system into a design element?


With colour and structure. The world of colours offers the ideal tone and

shade for almost any requirement, satisfying individual tastes and expressing unique identity. In private and in commercial buildings. From conservative to bold, from

calming to stimulating – every colour and texture has its own character. The decorative surfaces of the Classic Collection offer exemplary solutions – with nuances aplenty.

Get to know the Classic Collection – and be inspired.

Discreet colours. Refined reticence.



UL 54 Polar White



131/7 Super White




131/5 White



UL 786 Pearl Grey I



U 22/53 Pearl Grey II



U 26/6 Pearl Grey III



U 41/6 Black



Discreet white, grey and black define elegant restraint and purist design. They add scope to interior architecture while en-


hancing the impression of space. And they harmonise particularly well with glass elements. The room gives a feeling of alluring

generosity and openness. Unobtrusive, these shades impart a truly individual note.


Warm colours. Naturally radiant.



U 79/6 Cream I



U 73/6 Cream II



U 212 Beige



Natural colours such as cream and beige create a pleasantly calming and gentle ambience, providing a background that el-

evates the overall spatial effect. Such tones harmonise beautifully with sunlight entering through windows and skylights.

Combined with materials such as decorative aluminium, partition systems in these colours create delightful contrasts.

Strong colours. Setting a confident tone.




UN 67 Jade Green



UN 57 Lavender Blue



UL 105 Bordeaux



Clients and interior designers wishing to make a clear colour statement will tend to choose a decor in jade green, lavender blue or bor-


deaux. These bold shades exude self-confidence and maybe even a leaning towards extravagance. They impart to variable partition

systems a dominant role within the room, deliberately accentuating their presence in whatever configuration chosen.

Brown shades. Always tasteful in character.



UN 410 Cappuccino



UN 1630 Macchiato



Select, warm, appealing and engaging – these are the attributes associated with brown shades, evidencing sureness of taste.

Particularly when applied to larger areas such as those encountered in operable partitions, such tones exude expressive elegance.

Combined with natural materials such as bamboo or stone, browns give grace to the interior, conveying stylish understatement.

Aluminium. Emphasising functionality.



F 140 Aluminium Light



Aluminium is particularly suitable as an office finish, accentuating the perception of reputable restraint. The spatial feeling

can be described as neutral and balanced. At the same time, this tone offers plenty of design freedom to impart to the interior a

more unconventional note with fabrics or furnishings in vibrant colours, creating a timeless atmosphere of undiminished modernity.

Light wood shades. Natural charm.



H 4404 Birch



HN 521 Maple



H 800 Planked beech



Decors in light wood shades create a spatial experience characterised by natural permanency, effortless harmony and easy

uniformity. The fine wood grain structures of birch, maple and beech create a soft, elemental ambience. Such finishes contrast well

with fixtures and fittings in black with stainless steel or aluminium trim to produce a rounded appearance of natural appeal.

Dark wood shades. For contrasts rich in quality.



HL 1238 Oak Odessa



H 47 Dark Cherry



HL 1071 Walnut Light



HL 837 Walnut Dark



HN 6060 Olive



HN 555 Wenge



Dark wood shades are capable of creating a natural spatial feel that lends itself to contrasting decor. Concise in expression and ex-

uding strength, they awaken associations of quality and precision craftsmanship. An operable partition system in such tones re-

mains clearly defined with respect to other surfaces and marries well with white or grey to generate an expectant atmosphere.

Classic Collection.

Adding versatility to interior design.



The Classic Collection adds sophistication to surface. With the wide array of colours and shades available as parti-

tion finishes, this range offers huge scope for individual creativity, enabling clients and designers to put their unique

and individual mark on an interior design and adding visual value to commercial buildings and private homes alike.

- High-quality laminate with melamine resin surface of parchment structure – RM (raw) in accordance with EN 438, Part 2.

- Resistant to light (in accordance with Step 6, Blue Wool Scale), scratching (to EN 438, Step 1–2), wear, tear and cracking, and also

- to standard acid-free household cleaners.
- No release of toxic, corrosive or other injurious substances in the event of fire.

- Surfaces can be cleaned with all common household cleaning products with the exception of those containing scouring agents.



DORMA Hüppe
Austria GmbH
Hollabererstraße 4b
A-4020 Linz
Phone +43 732 600451
Fax +43 732 650326
office@dorma-hueppe.at
www.dorma-hueppe.at

DORMA Gulf
Door Controls FZE
P.O.Box 17268,
Jebel Ali Free Zone South
Dubai, United Arab Emirates
Phone +971 4 8020-400
Fax +971 4 8869-101/100
movablewalls@dormagulf.com
www.dorma-gulf.com

DORMA Malaysia Sdn. Bhd.
P.O.Box 55, PLO 217,
Jalan Siber 10
Kawasan Perindustrian Senai IV
MY-81400 Senai Johor
Phone +60 7 598 57 30
Fax +60 7 598 57 29
www.dorma.com.sg

DORMA Italiana S.r.l.
Via A. Canova 44/46
I-20035 Lissone (MI)
Phone +39 039 244031
Fax +39 039 24403310

DORMA BULGARIA EOOD
Complex Drujba 2
15 Heidelberg Str.
BG-1582 Sofia
Phone +359 2 9714904
Fax +359 2 8704003
dorma@dorma-balkan.com

DORMA Trade Partner

Style South
Consort House, Princes Road
Ferndown, Dorset, BH22 9JG
Phone +44 1202 874044
Fax +44 1202 874844
www.style-partitions.co.uk
south@style-partitions.co.uk

DORMA Kapi Sistemleri
San ve Tic AS
Ayazaga mah. Cendere yolu
Kemerburgaz cad. No: 59
TR-34396 Ayazaga-Sisli
Istanbul – Turkey
Phone +90 212 3320000
Fax +90 212 3320001
infoturkey@dorma.com.tr
www.dorma.com.tr

DORMA BULGARIA EOOD
Complex Drujba 2
15 Heidelberg Str.
BG-1582 Sofia
Phone +359 2 9714904
Fax +359 2 8704003
dorma@dorma-balkan.com

DORMA Ibérica S.A.
Camino de San Martin de la Vega, 4
E-28500 Arganda del Rey (Madrid)
Phone +34 91 8757852
Fax +34 91 8757884
jmarroyo@dorma.es
www.dorma.es

DORMA Polska Sp. z o.o.
Dział ścian przesuwnych
DORMA Hüppe
Ul. Warszawska 72
PL-05-520 Konstancin-Jeziorna
Phone +48 22 7365900
Fax +48 22 7365901
huppe@dorma.com.pl
www.dorma.pl

DORMA Hüppe
Raumtrennsysteme
GmbH + Co. KG
Industriestraße 5
D-26655 Westerstede/Ocholt
Postfach 2190
D-26648 Westerstede
Phone +49 4409 666-0
Fax +49 4409 666-489
info.hueppe@dorma.com
www.dorma-hueppe.com