


For more information on Renderplas visit [www.barbourproductsearch.info](http://www.barbourproductsearch.info)

# Renderplas

BEADING SOLUTIONS INSPIRED BY NATURE



## **PVCu Plasterers Beads**

Guide and data sheets for  
rendering, plastering & drylining applications

# Renderplas

## An introduction to Renderplas and PVCu Beads

Renderplas was formed in 1990 to offer the plastering industry a new concept in beading. The first manufacturer of PVCu Beads in the UK, Renderplas is the leading exponent in this field.

We set out to address the shortcomings of traditional profiles by designing a range of beads in PVCu to suit the British and Continental market. The key benefit of PVCu Beads is that they use the most cost effective, non-corrosive material to produce robust plasterer friendly beads.

Renderplas PVCu Beads conform to BS EN 13914-1: 2005, the new Standard for external rendering, which recommends the use of stainless steel or PVCu Beads. The choice of galvanised beads is heavily qualified to the extent that, if there is a corrosion problem, the specifier has very little leeway to maintain that it conforms to the Standard. PVCu Beads are not only the most cost effective external bead to specify, but are aesthetically superior to any metal alternative.

Used internally, whether in conjunction with wet plastering or drylining, they will not stain during lengthy drying out periods and offer superior protection against impact in heavily trafficked areas.

Our profiles are designed to be unobtrusive with the narrowest arris on the market, making it ideal for scratched or scraped finishes. The diversity of choice of colours offered by through-coloured render manufacturers is a reflection of our increasingly vibrant lifestyle. In order to support this trend, Renderplas supplies beads in Sand to match the Ivory & Limestone colour palettes, representing 70% of specifications other than in white. However, in order to give architects a greater choice to specify alternative colours, we have introduced a further 10 colours so that beading blends perfectly with the surrounding render. See back cover for colour palette.

By specifying a Renderplas PVCu Bead, the problems associated with traditional beads and the aggravation of costly callbacks are avoided. All of our 25 profiles can be downloaded by AutoCAD users from our website [www.renderplas.co.uk](http://www.renderplas.co.uk) using the facility offered by Fastrack. Alternatively, please contact us for a complimentary CD.





Code	Profile Description	render/plaster depth (mm)	weight per tube (kgs)	tube dia (mm)
PS4	4mm Plaster Stop Bead x 62.5m	4	3.50	80
PS6	6mm Plaster Stop Bead x 62.5m	6-8	3.88	80
PS10	10mm Plaster Stop Bead x 62.5m	10-12	4.31	80
RS4	4mm Render Stop Bead x 62.5m	4	4.36	80
RS6	6mm Render Stop Bead x 62.5m	6-8	4.67	105
RS10	10mm Render Stop Bead x 62.5m	10-12	7.69	105
RS15	15mm Render Stop Bead x 62.5m	15-17	7.13	105
RS20	20mm Render Stop Bead x 62.5m	20-22	8.36	105

## Stop Beads

### Application:

Door and window surrounds to prevent cracking.

### Packing:

25 no. x 2.5m lengths in fibreboard tubes.

### Fixing:

Plumb straight and embed in continuous line of adhesive mortar. Alternatively, onto dabs at 150mm centres.

### Cutting to length:

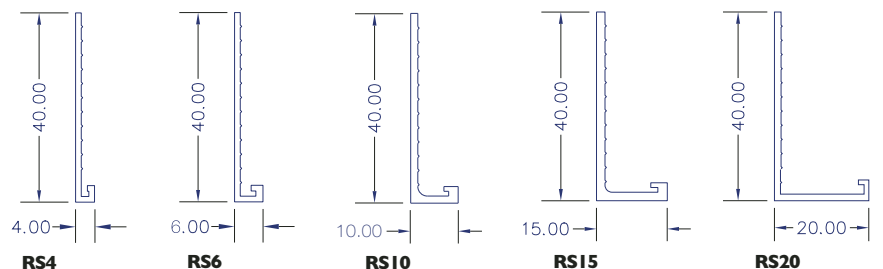
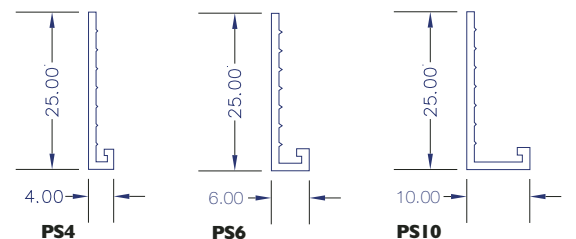
Use fine toothed hacksaw or tin snips. PVC Pipe Weld adhesive can be used for butt joints.


### Colour:

White in all profiles. Optionally in Sand for RS6, RS10, RS15, RS20. Additionally by arrangement: Arctic, Ivory, Brick, Wheat, Peach, Salmon, Slate, Dove, Sky and Willow.

### Storage:

Store flat away from heat and direct sun.





Code	Profile Description	render/plaster depth (mm)	weight per box (kgs)	box sizes (mm)
<b>CB2</b>	2mm Corner Bead x 62.5m	2	4.38	80mm dia. tube
<b>CB4</b>	4mm Corner Bead x 62.5m	4-6	11.70	130 x 118
<b>CB6</b>	6mm Corner Bead x 62.5m	6-8	11.96	130 x 118
<b>CB8</b>	8mm Corner Bead x 62.5m	8-10	12.12	153 x 130
<b>CB10</b>	10mm Corner Bead x 62.5m	10-12	12.30	153 x 130
<b>CB15</b>	15mm Corner Bead x 62.5m	15-17	13.70	208 x 130

## Corner Beads

### Application:

On all plastered or rendered corners and reveals to ensure a straight arris and to offer protection against impact.

### Packing:

25 no. x 2.5m lengths in triwall fibreboard boxes.

### Fixing:

Plumb straight and embed in continuous line of adhesive mortar.

If mechanical fasteners are used, these must be stainless for thin coat applications, care being taken not to distort the bead.

### Cutting to length:




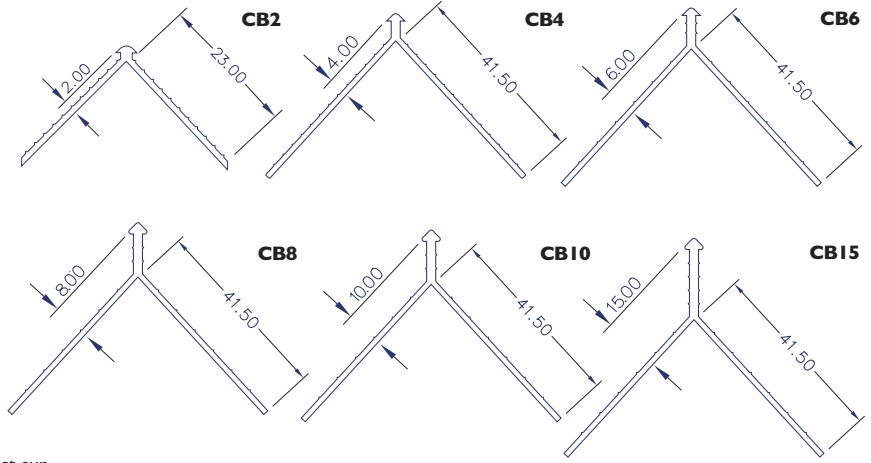
Use fine toothed hacksaw or tin snips. PVC Pipe Weld adhesive can be used for butt joints.

### Colour:

White in all profiles. Optionally in Sand for CB6, CB10, CB15. Additionally by arrangement: Arctic, Ivory, Brick, Wheat, Peach, Salmon, Slate, Dove, Sky and Willow.

### Storage:

Store flat away from heat and direct sun.



Code	Profile Description	render/plaster depth (mm)	weight per tube (kgs)	tube dia (mm)
<b>MJ4</b>	4mm Movement Joint x 62.5m	4-6	5.33	114
<b>MJ6</b>	6mm Movement Joint x 62.5m	6-8	5.88	114
<b>MJ10</b>	10mm Movement Joint x 62.5m	10-12	7.13	114
<b>MJ15</b>	15mm Movement Joint x 62.5m	15-17	7.31	114
<b>MJ20</b>	20mm Movement Joint x 62.5m	20-22	7.60	114

## Movement Joints

### Application:

Must be specified where there is a structural movement joint under the render. May also be used as a day joint or to define different coloured rendered panels. Should also be used in cases of a change to the background substrate.

### Packing:

25 no. x 2.5m lengths in fibreboard tubes.

### Fixing:

Plumb vertical and embed in continuous line of adhesive mortar.

Butt joints to be embedded in silicone mastic to prevent water ingress. Mechanical fixings are best avoided to prevent distortion of bead.

### Cutting to length:

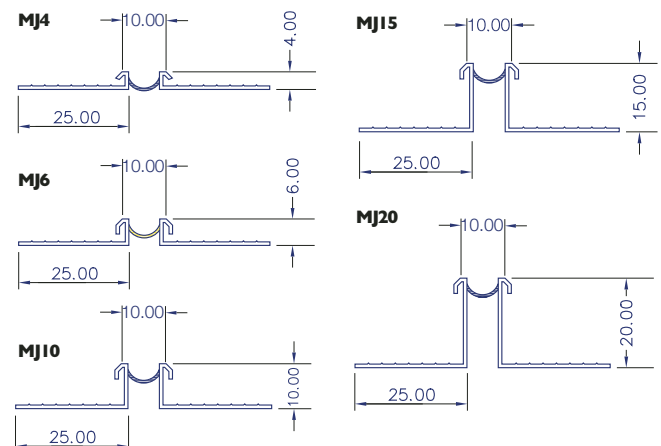
Use fine toothed hacksaw or tin snips. PVC Pipe Weld adhesive can be used for butt joints.

### Colour:

White in all profiles. Optionally in Sand for MJ6, MJ10 and MJ15.

### Storage:

Store flat away from heat and direct sun.





Code	Profile Description	render/plaster depth (mm)	weight per tube (kgs)	tube dia (mm)
B10	10mm Bellcast Bead x 62.5m	4-12	4.46	80
B15	15mm Bellcast Bead x 62.5m	10-17	11.13	105
B20	20mm Bellcast Bead x 62.5m	13-22	12.89	105

## Bellcast Beads

### Application:

At or above DPC level and window heads to allow rainwater to drip clear of the underlying substrate.

### Packing:

25 no. x 2.5m lengths in fibreboard tubes.

### Fixing:

Plumb straight and embed in continuous line of adhesive mortar. Mechanical fixings at centre and both ends are recommended.

### Cutting to length:



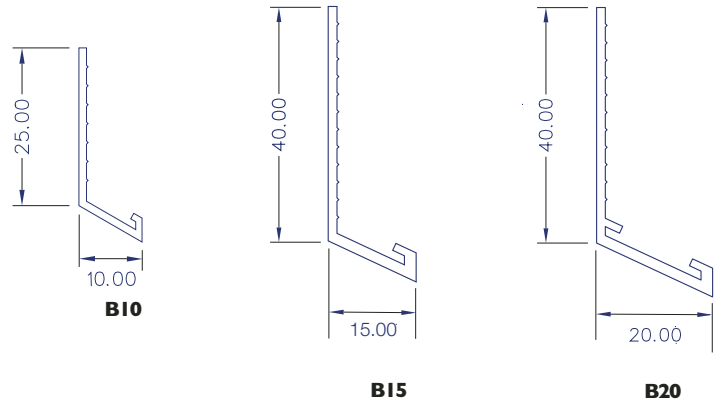
Use fine toothed hacksaw or tin snips. PVC Pipe Weld adhesive can be used for butt joints.

### Colour:

White in all profiles. Optionally in Sand for B15, B20. Additionally by arrangement: Arctic, Ivory, Brick, Wheat, Peach, Salmon, Slate, Dove, Sky and Willow.

### Storage:

Store flat away from heat and direct sun.



Code	Profile Description	weight per tube (kgs)	tube dia (mm)
CB2	2mm Skim Bead x 62.5m	4.38	80
CB2a	Arch Skim Bead x 62.5m	4.38	80
EB0	2mm Flexible Board Stop x 62.5m	3.44	80
EB12	12mm Board Skim Stop x 62.5m	3.88	105
EB15	15mm Board Skim Stop x 62.5m	4.56	105

## Drylining Beads

### Application:

On external corners and extremities of plasterboard providing clean edge and protection.

### Nominal skim depth:

1.5-2.0mm.

### Packing:

25 no. x 2.5m lengths in fibreboard tubes.

### Fixing:

Embed on minimum 5 plaster dabs, or trowel on. Any mechanical pins or staples must be of stainless steel.

### Cutting to length:

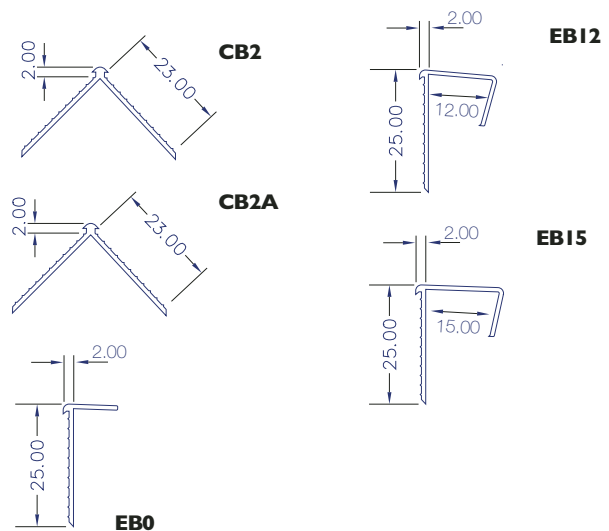
Use fine toothed hacksaw or tin snips. PVC Pipe Weld adhesive can be used for butt joints.

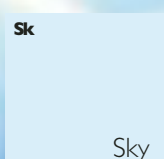



### Colour:

White in all profiles.

### Storage:

Store flat away from heat and direct sun.





# Renderplas

BEADING SOLUTIONS INSPIRED BY NATURE

## Renderplas Limited

Stourport Road, Bewdley  
Worcestershire DY12 1BD  
order line: 0844 8 400340  
order fax: 0844 8 400195  
accounts: 01299 400510  
accounts fax: 01299 400185  
email: [info@renderplas.co.uk](mailto:info@renderplas.co.uk)  
web: [www.renderplas.co.uk](http://www.renderplas.co.uk)